



US00D978465S

(12) **United States Design Patent** (10) **Patent No.:** **US D978,465 S**  
**Mazor** (45) **Date of Patent:** **\*\* Feb. 14, 2023**

- (54) **LAUNDRY BASKET**
- (71) Applicant: **Keter Luxembourg Sarl**, Niedercorn (LU)
- (72) Inventor: **Reut Mazor**, Herzliya (IL)
- (73) Assignee: **KETER LUXEMBOURG SARL**, Niedercorn (LU)
- (\*\*) Term: **15 Years**
- (21) Appl. No.: **29/725,095**
- (22) Filed: **Feb. 21, 2020**
- (30) **Foreign Application Priority Data**

Feb. 4, 2020 (IL) ..... 64742

- (51) **LOC (14) Cl.** ..... **09-04**
- (52) **U.S. Cl.**

USPC ..... **D32/37**

- (58) **Field of Classification Search**
- USPC ..... D3/304, 306, 309, 312; D32/35-37
- CPC ..... B65D 25/30; B65D 25/06; B62B 3/025; B62B 3/003; B62B 5/0061; D06F 95/002; D06F 95/00; D06F 95/008
- See application file for complete search history.

(56) **References Cited**

**U.S. PATENT DOCUMENTS**

D457,280 S *	5/2002	Sofy	.....	D32/37
D643,583 S *	8/2011	Duvigneau	.....	D32/37
D643,584 S *	8/2011	Duvigneau	.....	D32/37
D706,507 S *	6/2014	Duvigneau	.....	D32/37
D824,621 S *	7/2018	Duvigneau	.....	D32/37
D827,961 S *	9/2018	Sanchez-Vizcaino	.....	A45D 40/00
				D32/37
D839,523 S *	1/2019	Duvigneau	.....	D32/37
D883,598 S *	5/2020	Barre	.....	D32/37
D883,599 S *	5/2020	Barre	.....	D32/37
D883,600 S *	5/2020	Barre	.....	D32/37

D922,706 S *	6/2021	Simonetti	.....	D32/37
D923,937 S *	7/2021	Mazor	.....	D3/306
D927,811 S *	8/2021	Simonetti	.....	D32/37
D948,215 S *	4/2022	Spaander	.....	D3/304
D949,497 S *	4/2022	Messalem	.....	D3/307
2018/0266046 A1 *	9/2018	Barre	.....	B65B 67/125

\* cited by examiner

*Primary Examiner* — Kevin K Rudzinski

*Assistant Examiner* — Richard E Yenchesky

(74) *Attorney, Agent, or Firm* — Vorys, Sater, Seymour and Pease LLP; Anthony P. Venturino; Maryellen Feehery Hank

(57) **CLAIM**

The ornamental design for a laundry basket, as shown and described.

**DESCRIPTION**

FIG. 1 is a top and rear perspective view of the new design for a laundry basket;

FIG. 2 is a bottom and rear perspective view thereof;

FIG. 3 is a left side view thereof; right side view being a mirror image;

FIG. 4 is a front view thereof;

FIG. 5 is a rear view thereof;

FIG. 6 is a top view thereof; and

FIG. 7 is a bottom view thereof;

FIG. 8 is a top and rear perspective view of the first variant of the design for a laundry basket;

FIG. 9 is a bottom and rear perspective thereof;

FIG. 10 is a left side view thereof; right side view being a mirror image;

FIG. 11 is a front view thereof;


FIG. 12 is a rear view thereof;

FIG. 13 is a top view thereof; and,

FIG. 14 is a bottom view thereof.

The white portions surrounded with broken lines form no part of the claimed design.

**1 Claim, 12 Drawing Sheets**






FIG. 1




FIG. 2




FIG. 3




FIG. 4




FIG. 5




FIG. 6




FIG. 7




FIG. 8






FIG. 9




FIG. 10




FIG. 11




FIG. 12




FIG. 13




FIG. 14