



US00D978435S

(12) **United States Design Patent**
Huang

(10) **Patent No.:** **US D978,435 S**
(45) **Date of Patent:** **** Feb. 14, 2023**

(54) **NAIL UV LAMP**

FOREIGN PATENT DOCUMENTS

(71) Applicant: **Guangzhou Benyuan Information Technology Co., Ltd**, Guangzhou (CN)

CN 307444831 * 7/2022

(72) Inventor: **Detao Huang**, Ningyuan (CN)

OTHER PUBLICATIONS

(**) Term: **15 Years**

UV Nail Lamp, posted Dec. 15, 2016 [online], [retrieved Oct. 11, 2022], Retrieved from internet, <https://www.amazon.co.uk/SUNUV-Professional-Toenail-Machine-SUN2C/dp/B01MSZ8U3Y/> (Year: 2016).*

(21) Appl. No.: **29/787,622**

LED UV Nail Lamp for Gel, posted May 15, 2019 [online], [retrieved Oct. 11, 2022], Retrieved from internet, <https://www.amazon.co.uk/Queenwill-Professional-Dryer-Auto-sensing-Setting/dp/B07RWX9DBM/> (Year: 2019).*

(22) Filed: **Jun. 8, 2021**

Hankeer 48W LED UV Nail Lamp, posted Nov. 6, 2021 [online], [retrieved Oct. 11, 2022], Retrieved from internet, <https://www.amazon.co.uk/Hankeer-Interface-line%EF%BC%8C24-%EF%BC%8CSuitable-Beginners/dp/B09L627H8N/> (Year: 2021).*

(51) **LOC (14) Cl.** **28-03**

(52) **U.S. Cl.**
USPC **D28/58**

(58) **Field of Classification Search**

USPC D23/317, 499; D28/12, 54.1, 56, 57, 58, D28/59, 62, 99; D24/200, 203, 214, 215
CPC A45D 29/00; A45D 29/04; A45D 29/05; A45D 29/11; A45D 29/12; A45D 29/14; A45D 29/18; A45D 29/20; A45D 29/004; A45D 29/007; A45D 2029/008; A45D 44/00; A45D 2200/205; A47K 10/00; A47K 10/48; F29B 9/00; F29B 9/003; G21K 5/00; F26B 3/34

* cited by examiner

See application file for complete search history.

Primary Examiner — Alison M Ofstun

Assistant Examiner — Evin Franklin George Ershock

(74) *Attorney, Agent, or Firm* — Rumit Ranjit Kanakia

(56) **References Cited**

(57) **CLAIM**

The ornamental design for a nail UV lamp, as shown and described.

U.S. PATENT DOCUMENTS

DESCRIPTION

2,490,019	A	*	12/1949	Elliot	A45D 29/18 34/202
D193,126	S	*	6/1962	Bradbury	D23/332
D282,879	S	*	3/1986	Roberton	D28/15
D381,464	S	*	7/1997	Schaeffer	D28/54.1
D451,247	S	*	11/2001	Khalaj	D28/54.1
D951,544	S	*	5/2022	Dong	D28/54.1
D951,545	S	*	5/2022	Dong	D28/54.1
D960,453	S	*	8/2022	Sun	D28/58
D961,854	S	*	8/2022	Mao	D28/58
D961,855	S	*	8/2022	Mao	D28/58
D964,654	S	*	9/2022	Sun	D28/58
D965,223	S	*	9/2022	Huang	D28/58
2022/0322808	A1	*	10/2022	Cheng	A45D 29/00

FIG. 1 is a Perspective view of a nail UV lamp showing my new design;

FIG. 2 is a Front view thereof;

FIG. 3 is a Back view thereof;

FIG. 4 is a Right-side view thereof;

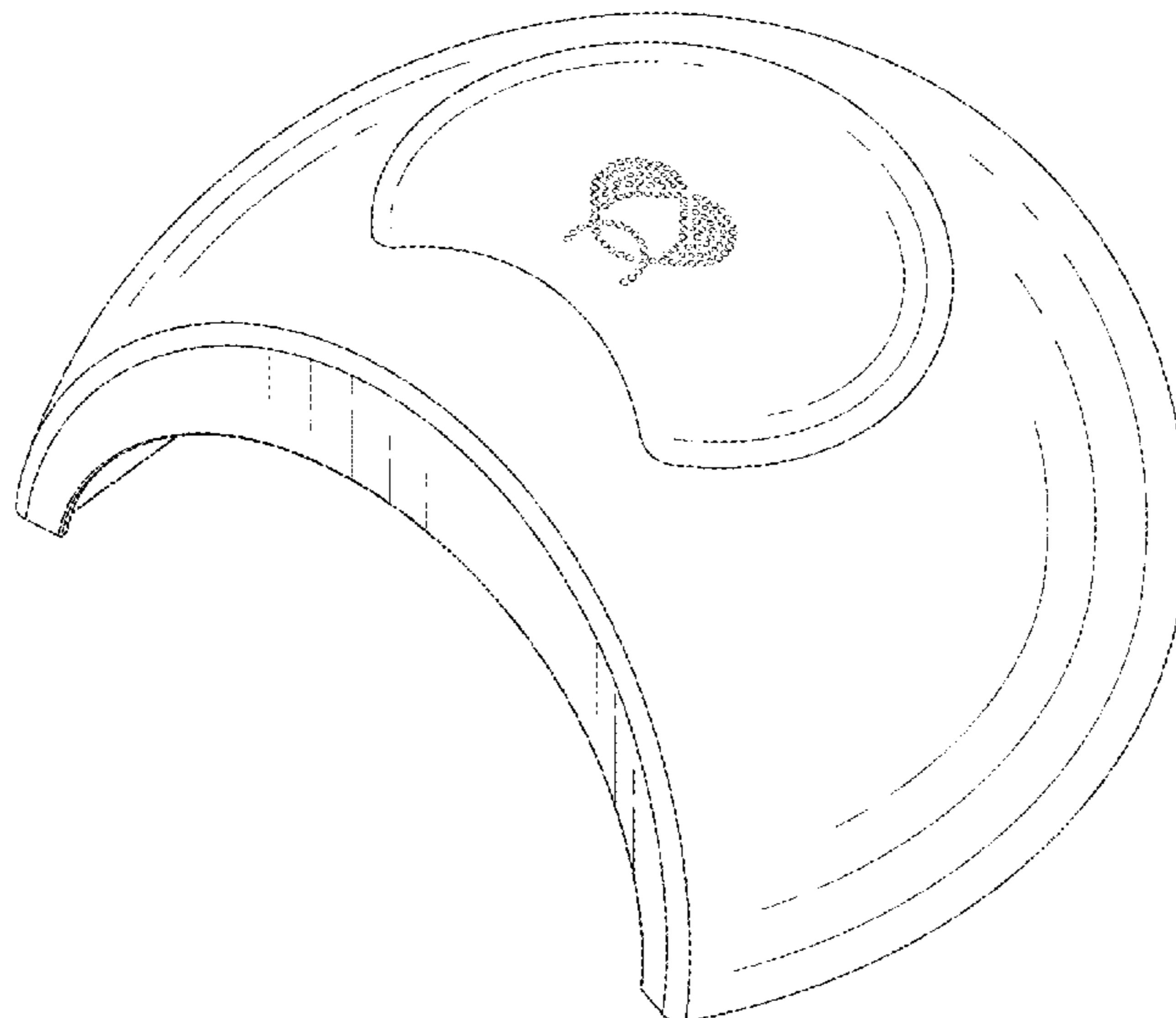
FIG. 5 is a Left-side view thereof;

FIG. 6 is a Top view thereof; and,

FIG. 7 is a Bottom view thereof.

The broken lines in the drawings depict portions of the nail UV lamp that form no part of the claimed design.

1 Claim, 7 Drawing Sheets



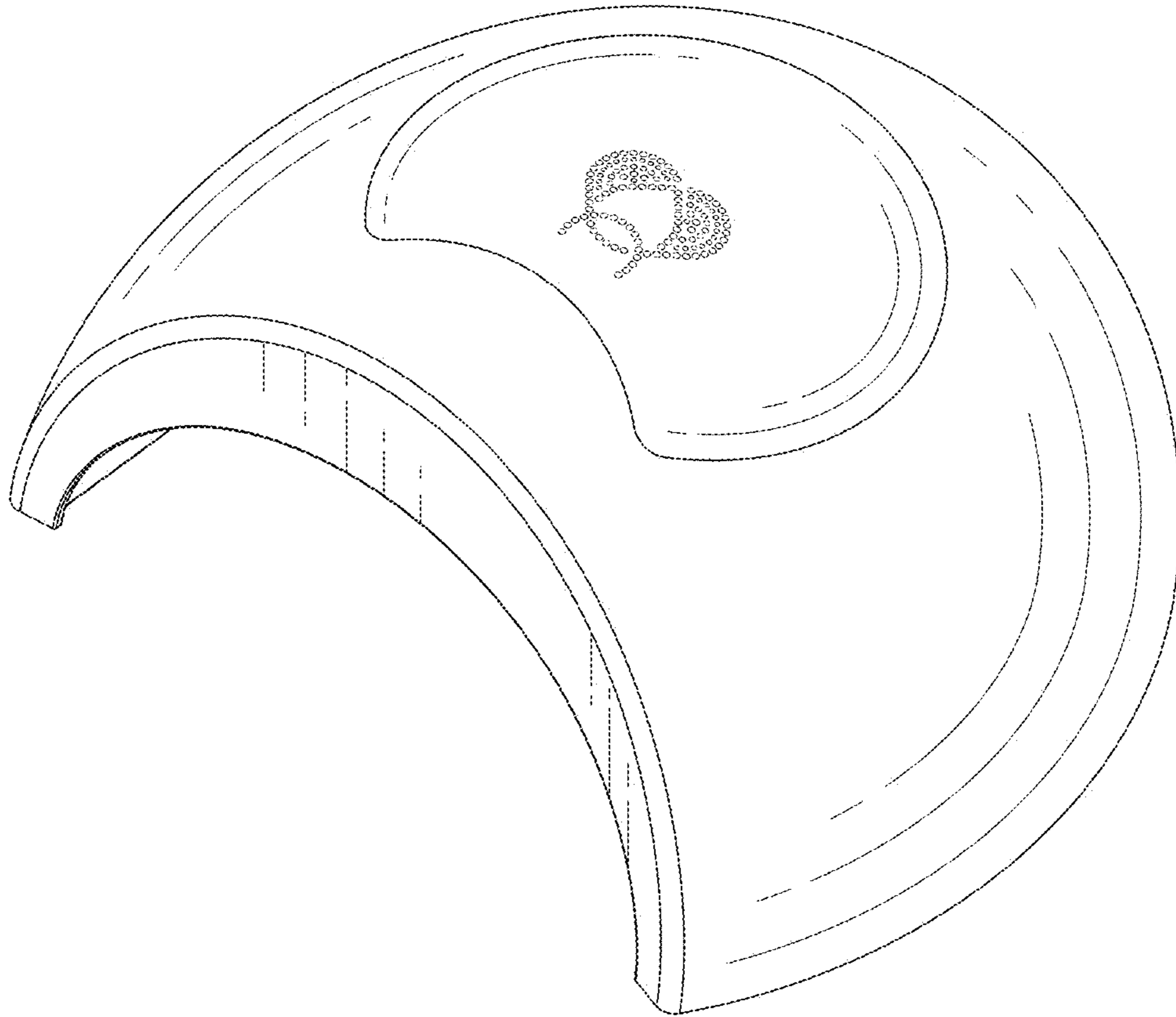


FIG.1

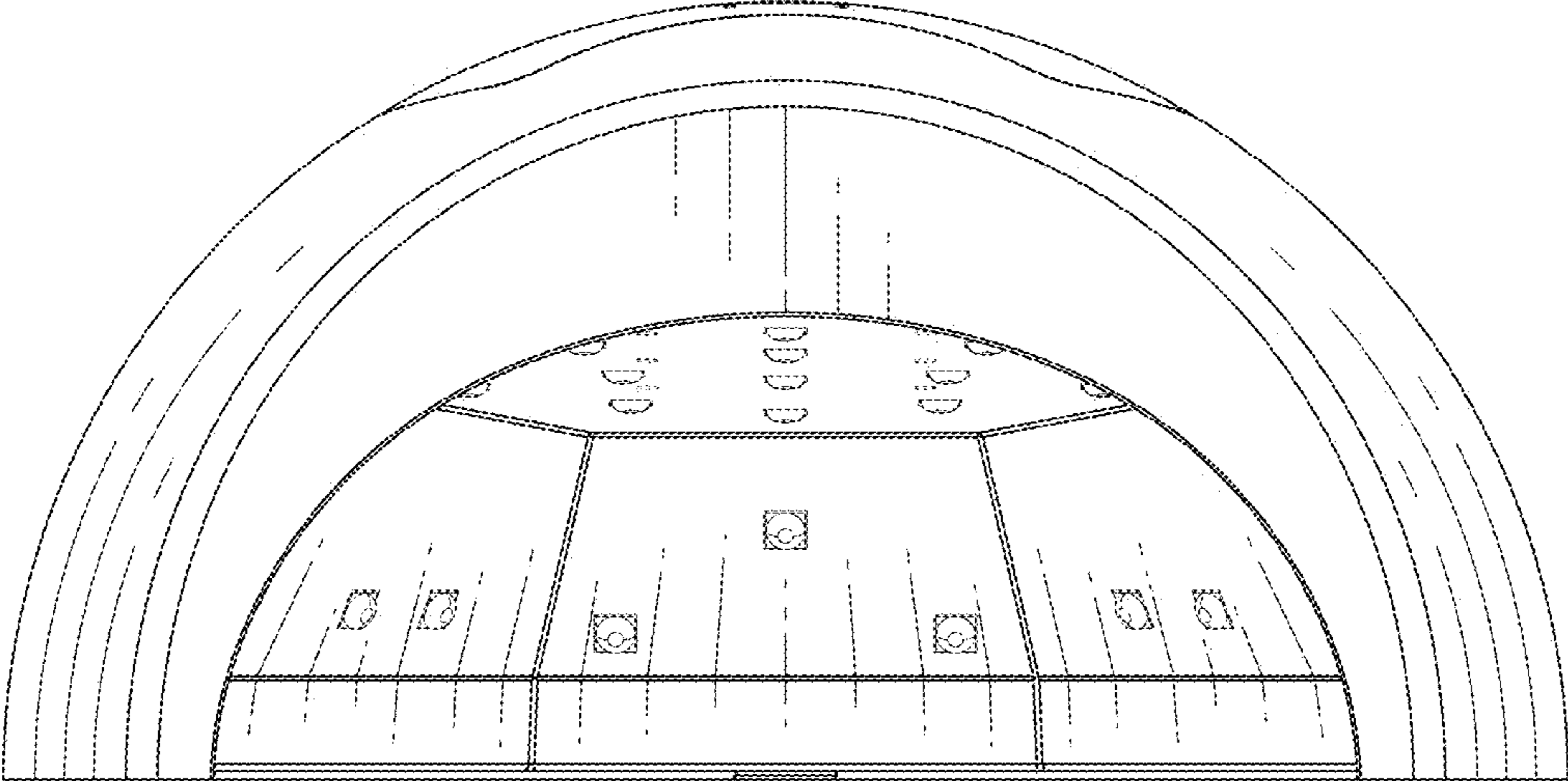


FIG.2

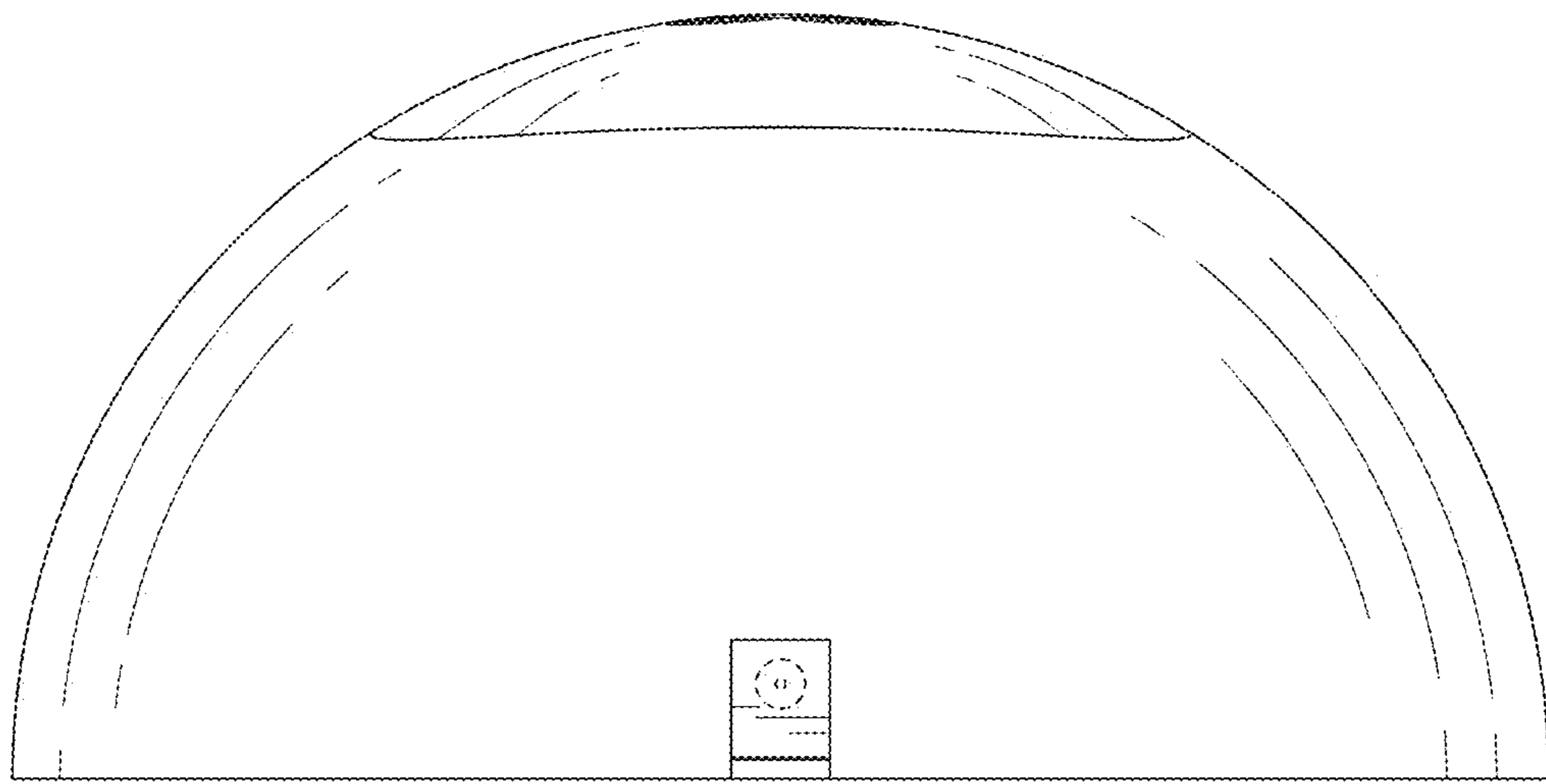


FIG.3

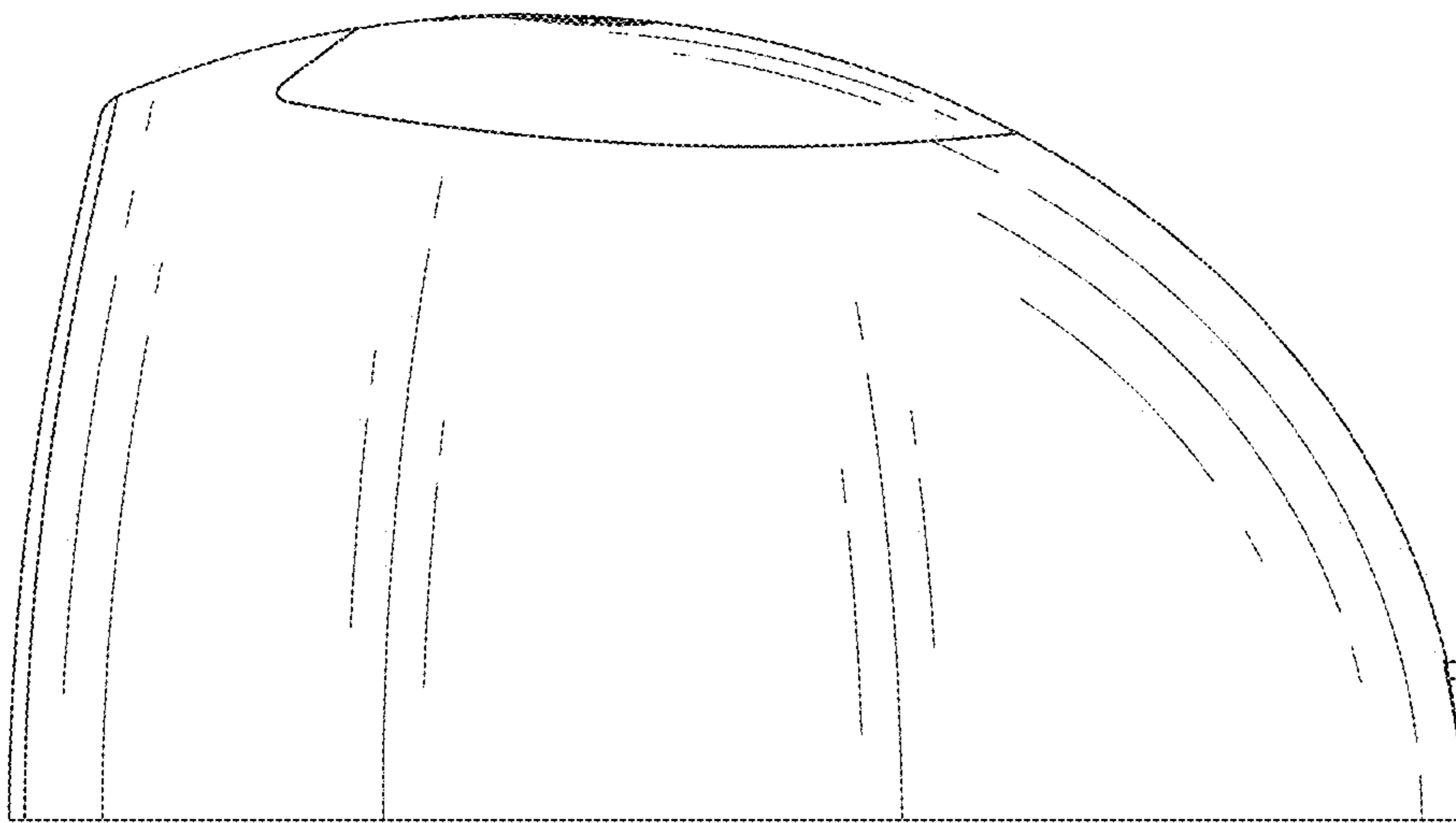


FIG.4

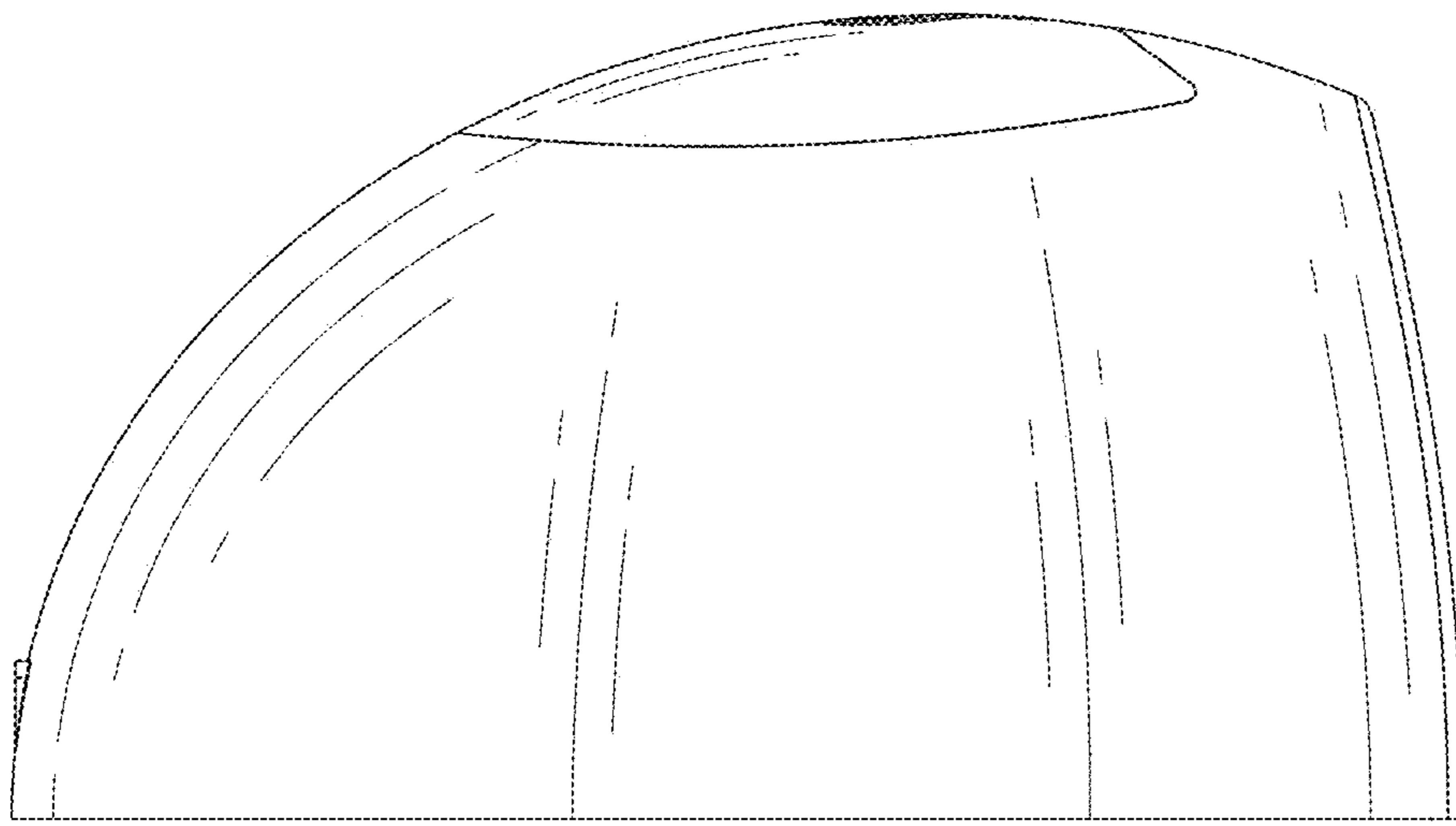


FIG.5

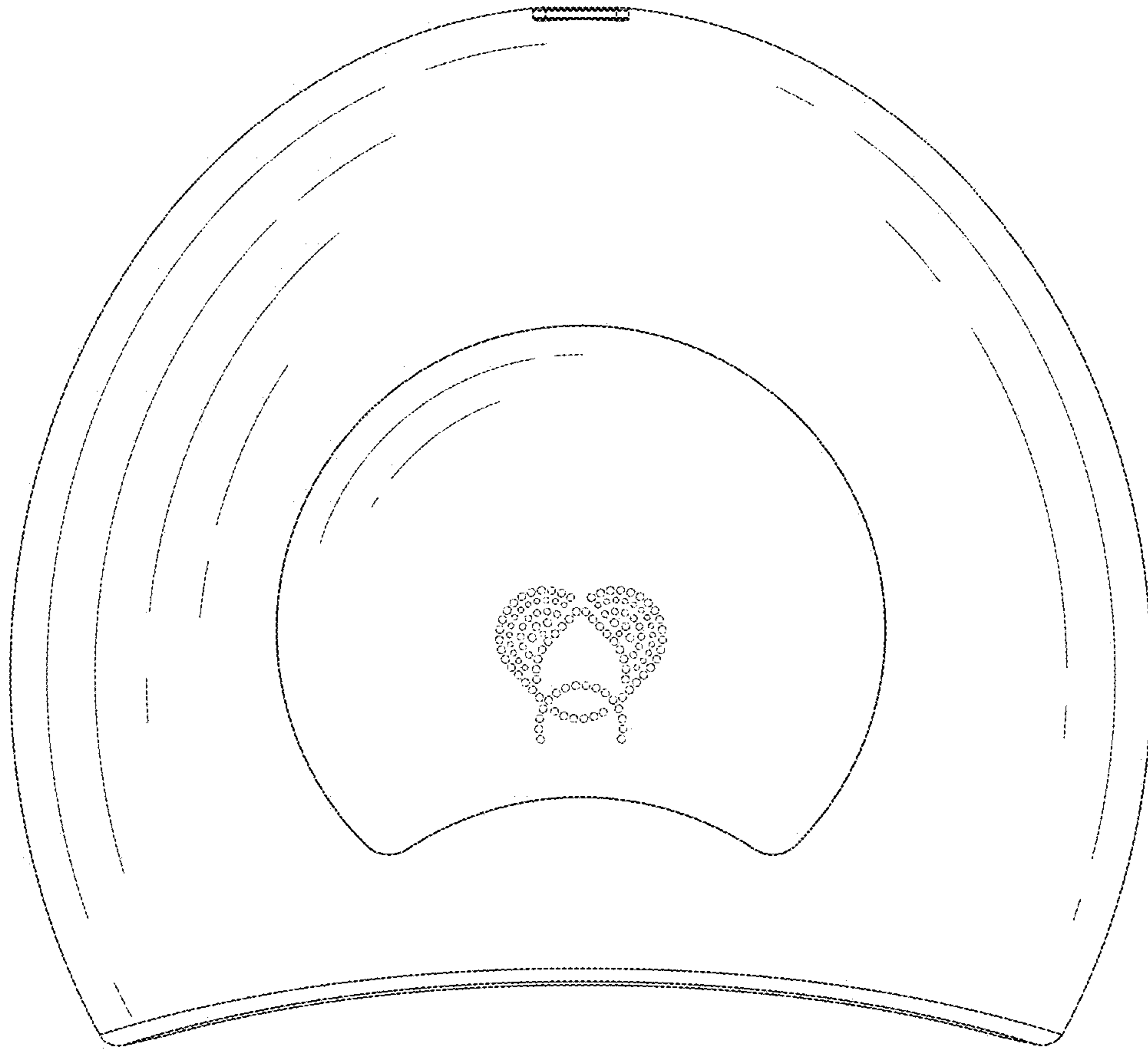


FIG.6

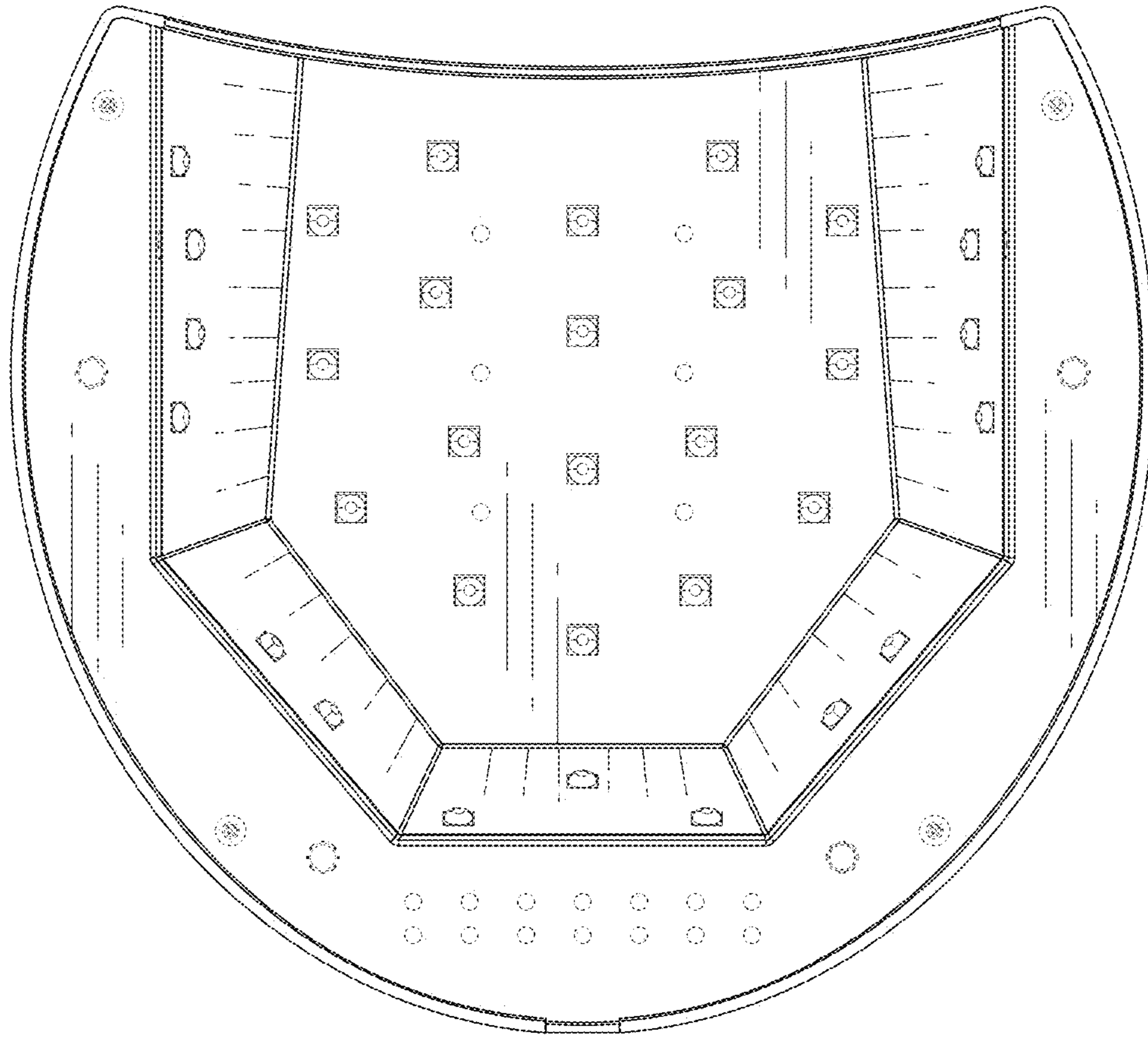


FIG.7