



US00D978340S

(12) **United States Design Patent** (10) **Patent No.:** **US D978,340 S**
Hewitt (45) **Date of Patent:** **** Feb. 14, 2023**

(54) **COLOSTOMY ACCESSORY**
(71) Applicant: **Pelican Healthcare Limited**, Cardiff (GB)
(72) Inventor: **Aaron Hewitt**, Comber (GB)
(73) Assignee: **PELICAN HEALTHCARE LIMITED**, Cardiff (GB)
(**) Term: **15 Years**
(21) Appl. No.: **29/779,386**
(22) Filed: **Apr. 19, 2021**

Related U.S. Application Data

(60) Continuation-in-part of application No. 29/764,514, filed on Dec. 30, 2020, now abandoned, which is a division of application No. 29/713,269, filed on Nov. 14, 2019, now Pat. No. Des. 907,199, which is a continuation-in-part of application No. 29/690,701, filed on May 9, 2019, now abandoned, which is a continuation of application No. 29/574,273, filed on Aug. 12, 2016, now abandoned, which is a continuation of application No. PCT/GB2016/050773, filed on Mar. 21, 2016.

Foreign Application Priority Data

(30) Mar. 20, 2015 (GB) 1504779.8
(51) **LOC (14) Cl.** **24-02**
(52) **U.S. Cl.**
USPC **D24/118**
(58) **Field of Classification Search**
USPC D24/189, 190, 191, 192, 107, 108, 109, D24/112, 113, 114, 115, 117, 118, 119, D24/121, 127, 129, 130, 133, 135, 186; D9/707, 709, 718, 719, 724, 732, 688, D9/689, 690, 686, 696, 302, 367
CPC A61F 5/445; A61K 2300/00; A61L 15/58
See application file for complete search history.

(56) **References Cited**
U.S. PATENT DOCUMENTS
D507,056 S * 7/2005 Friedland D24/207
D662,203 S * 6/2012 Smith B29C 48/001
D24/135
D700,523 S * 3/2014 Limback D9/652
D744,090 S * 11/2015 Bendix D24/118
D744,091 S * 11/2015 Bendix D24/118
D744,092 S * 11/2015 Bendix D24/118
D747,798 S * 1/2016 Green D24/118
D750,770 S * 3/2016 Green D24/118
D763,439 S * 8/2016 Aggerholm D24/118
(Continued)

FOREIGN PATENT DOCUMENTS

GB 2536498 A * 9/2016 A61F 5/44
Primary Examiner — Samantha Q Lawrence
(74) *Attorney, Agent, or Firm* — Troutman Pepper Hamilton Sanders LLP; Ryan A. Schneider

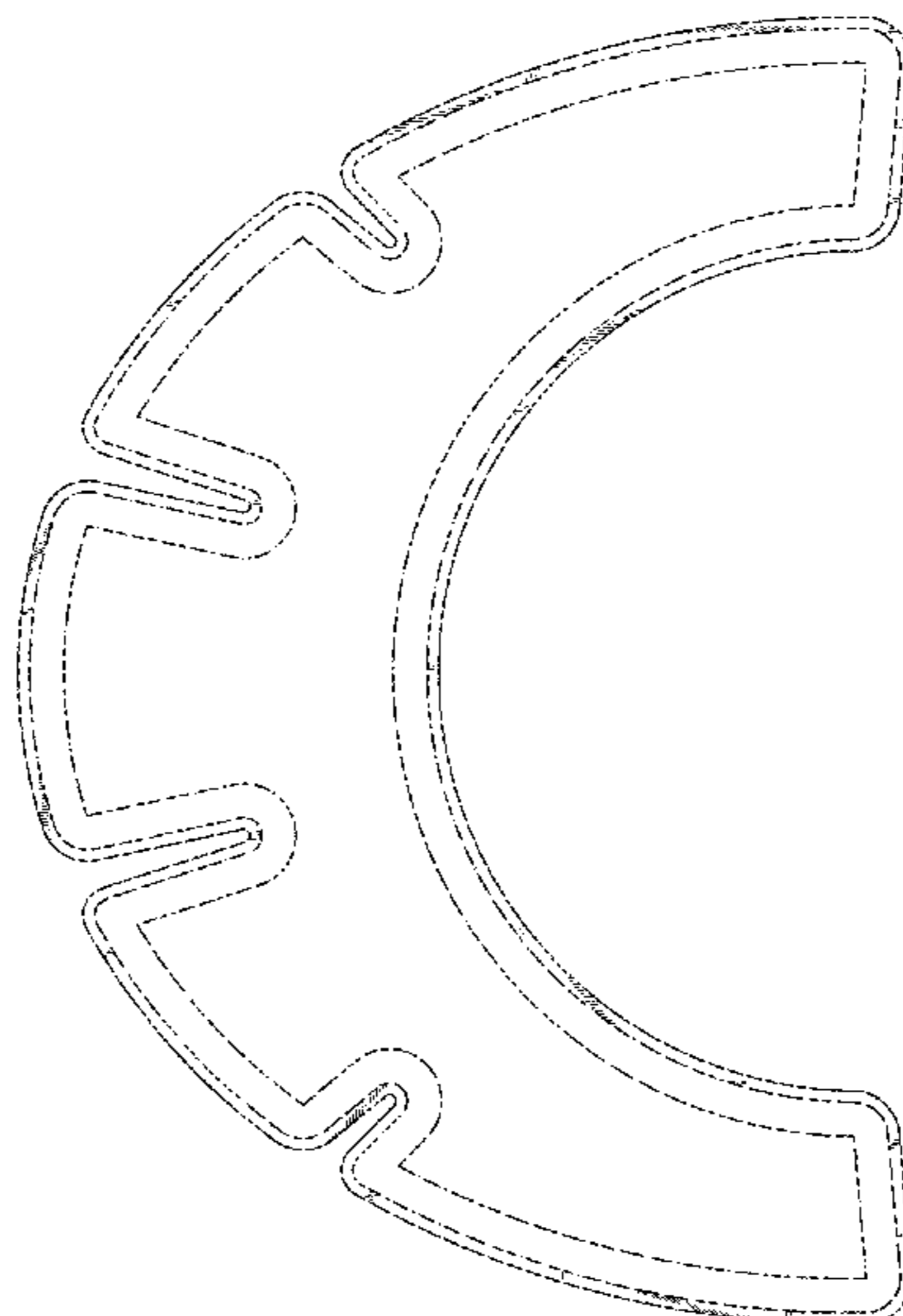
(57) **CLAIM**

The ornamental design for a colostomy accessory, as shown and described.

DESCRIPTION

FIG. 1 is a top plan view of a colostomy accessory of the present invention according to a first embodiment; FIG. 2 is a bottom view thereof; FIG. 3 is a side elevation thereof, the other side view being a mirror image thereof; FIG. 4 is a rear elevation view thereof; and, FIG. 5 is a perspective view thereof. The broken lines shown directly adjacent to the claimed portions in FIGS. 1 and 5 illustrate the bounds of the claim and form no part of the claimed design. The remaining broken lines illustrate portions of the colostomy accessory that form no part of the claimed design.

1 Claim, 5 Drawing Sheets



(56)

References Cited

U.S. PATENT DOCUMENTS

D785,786 S *	5/2017	Aggerholm	D24/118
D791,312 S *	7/2017	Peck	D24/135
D838,362 S *	1/2019	Eakin	D24/127
D907,199 S *	1/2021	Hewitt	D24/118
10,952,890 B2 *	3/2021	Hewitt	A61F 5/445
D920,501 S *	5/2021	Hewitt	D24/118
D931,470 S *	9/2021	Toth	D24/189
D945,629 S *	3/2022	Rehbein	D24/188
D951,104 S *	5/2022	Pellingra	D9/707
D952,163 S *	5/2022	Nielsen	D24/189
D952,471 S *	5/2022	Fox	D9/705
2018/0055679 A1 *	3/2018	Hewitt	A61F 5/443

* cited by examiner

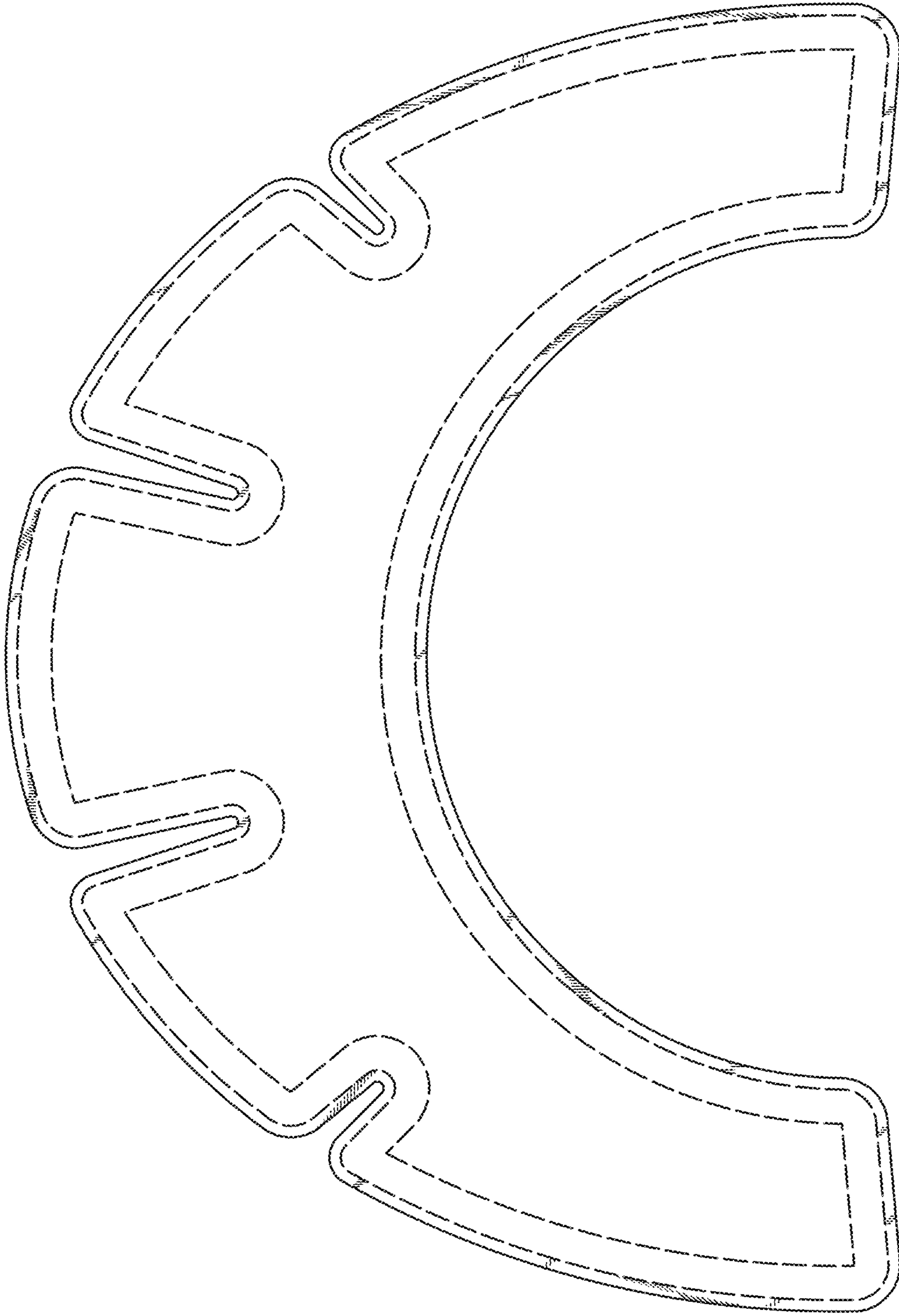


FIG. 1

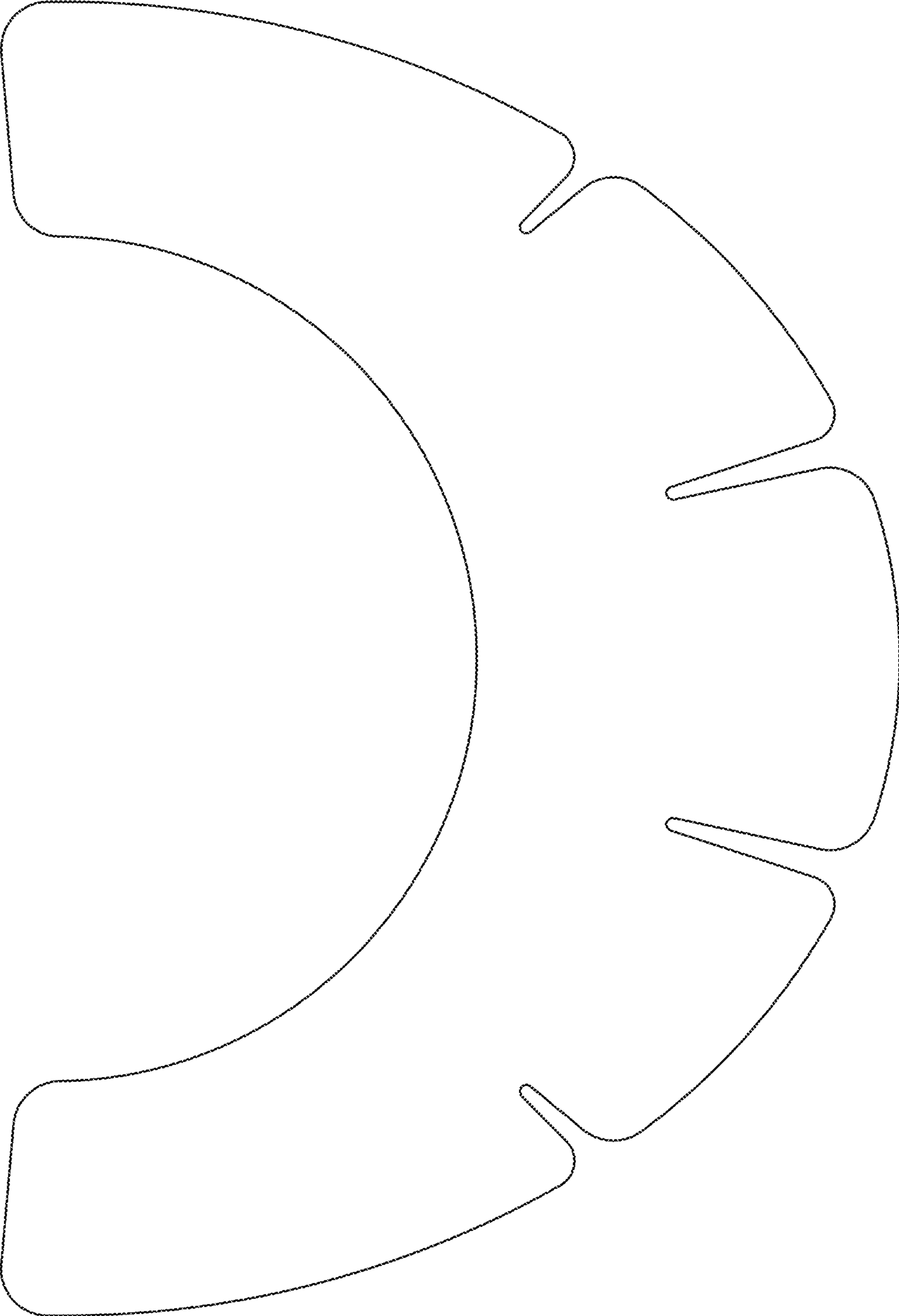


FIG. 2



FIG. 3



FIG. 4

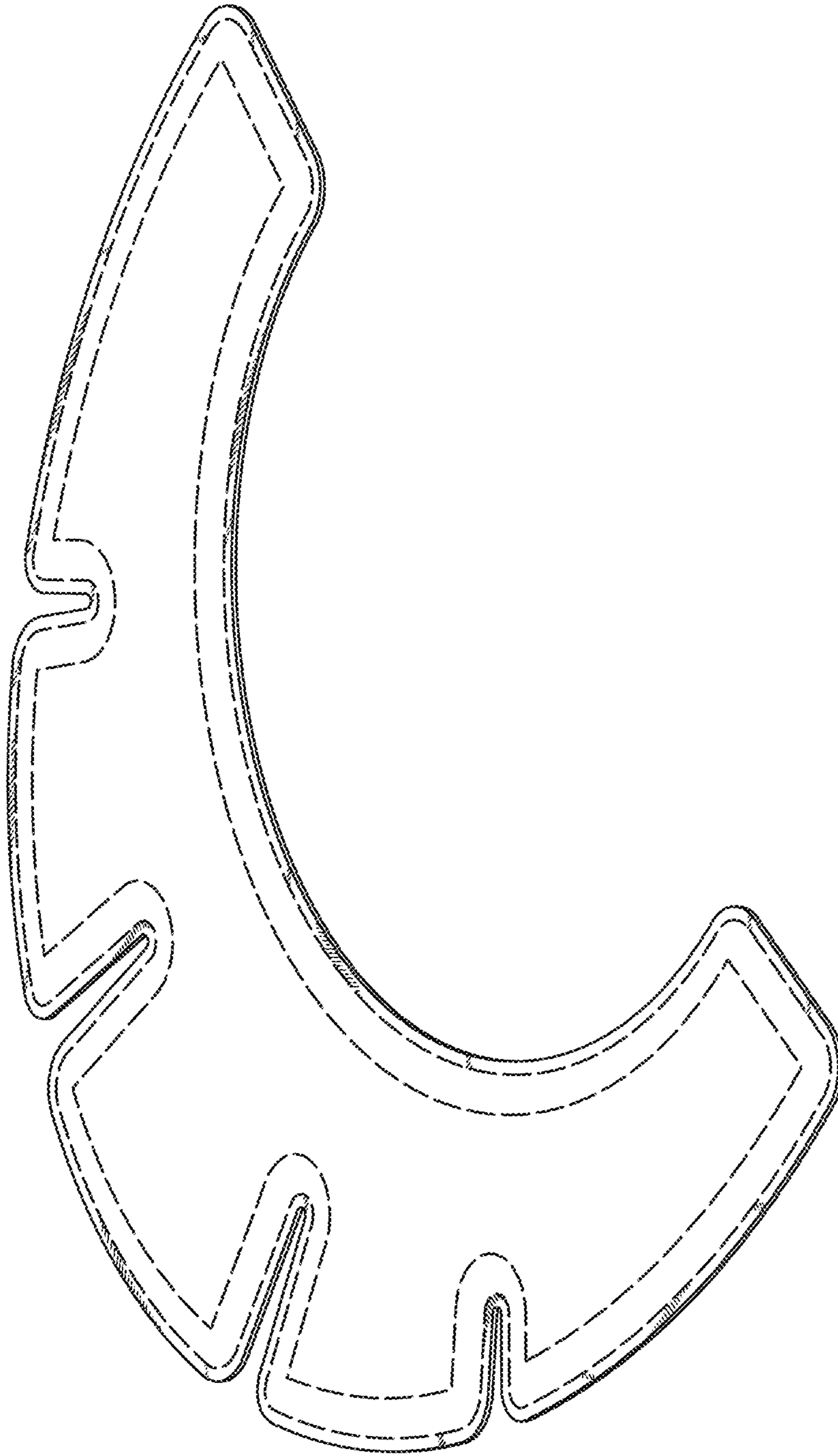


FIG. 5