



US00D978330S

(12) **United States Design Patent**
Park et al.

(10) **Patent No.:** **US D978,330 S**

(45) **Date of Patent:** **** Feb. 14, 2023**

(54) **MASK**

(71) Applicant: **LG HOUSEHOLD & HEALTH CARE LTD.**, Seoul (KR)

(72) Inventors: **Ji Ung Park**, Seoul (KR); **Keum Ok Kim**, Seoul (KR); **Min Ji Kang**, Seoul (KR); **Jung Hee Won**, Seoul (KR)

(73) Assignee: **LG HOUSEHOLD & HEALTH CARE LTD.**, Seoul (KR)

(**) Term: **15 Years**

(21) Appl. No.: **29/751,422**

(22) Filed: **Sep. 21, 2020**

(30) **Foreign Application Priority Data**

Sep. 10, 2020 (KR) 30-2020-0043063

(51) **LOC (14) Cl.** **29-02**

(52) **U.S. Cl.**
USPC **D24/110.1; D29/108**

(58) **Field of Classification Search**
USPC D24/110, 110.1–110.6; D29/108
CPC . A41D 13/11; A41D 13/1107; A41D 13/1115;
A41D 13/1123; A41D 13/113; A41D
13/1138; A41D 13/1146; A41D 13/1161;
A41D 13/1169; A41D 13/1176; A41D
13/1184; A61M 16/06; A62B 18/00;
A62B 18/02; A62B 18/025; A62B 23/00
See application file for complete search history.

(56) **References Cited**

U.S. PATENT DOCUMENTS

D271,059 S * 10/1983 McKelvy D24/110.1
5,701,892 A * 12/1997 Bledstein A41D 13/113
128/206.16

D822,195 S * 7/2018 Kwong D24/110.1
D912,801 S * 3/2021 Mills D24/110.1
D954,937 S * 6/2022 An D29/108
D956,361 S * 6/2022 Zhu D29/108
D962,421 S * 8/2022 Kim D24/110.1
D965,137 S * 9/2022 Nam D24/110.1
2021/0068478 A1 * 3/2021 Lee A41D 13/1115
2022/0008765 A1 * 1/2022 Park B01D 39/1623
2022/0061420 A1 * 3/2022 Lee A41D 13/1192
2022/0062674 A1 * 3/2022 Rosert A62B 23/025
2022/0104562 A1 * 4/2022 Teng A41D 13/1161

* cited by examiner

Primary Examiner — Richard Kearney

Assistant Examiner — Michael Hoffman

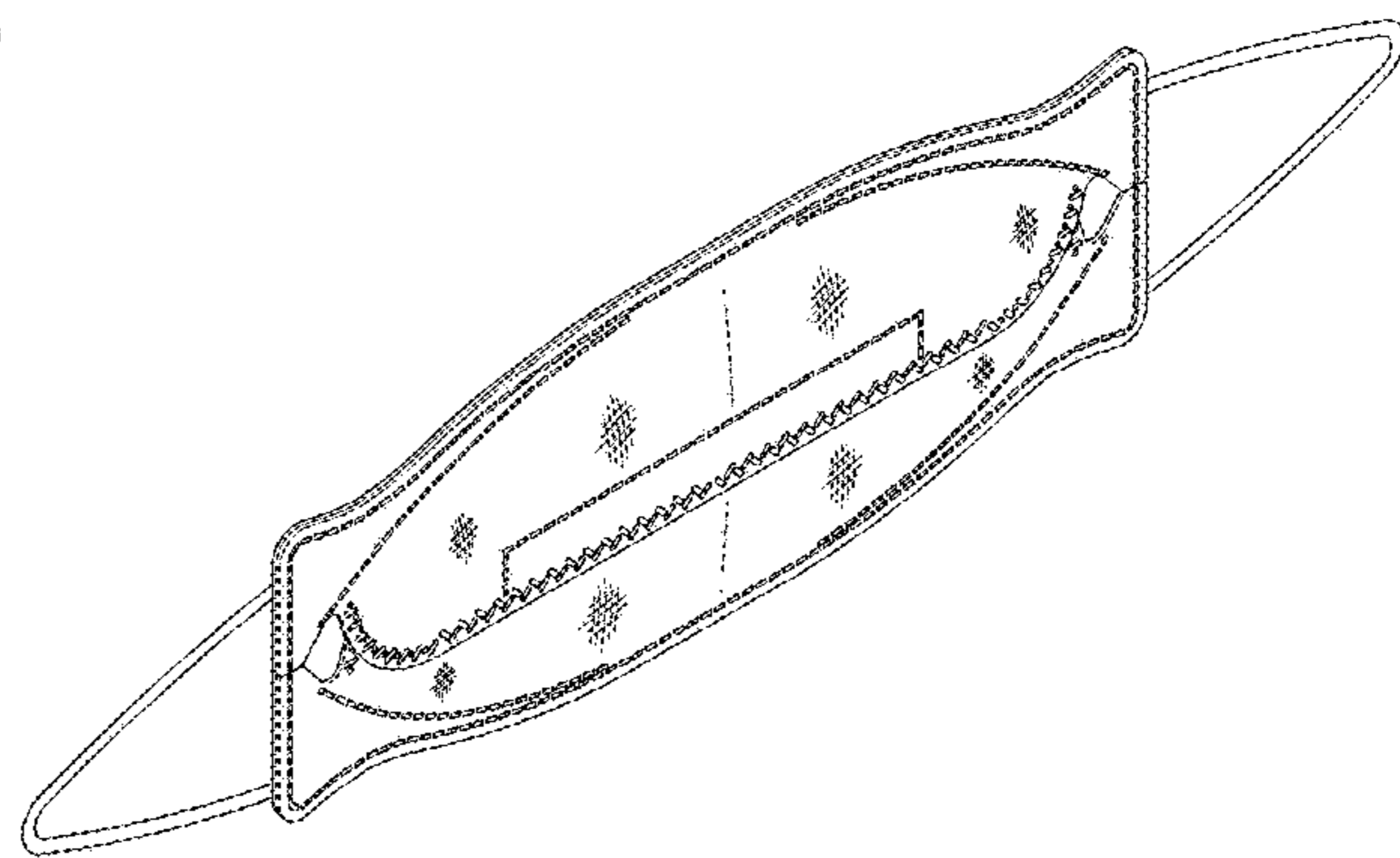
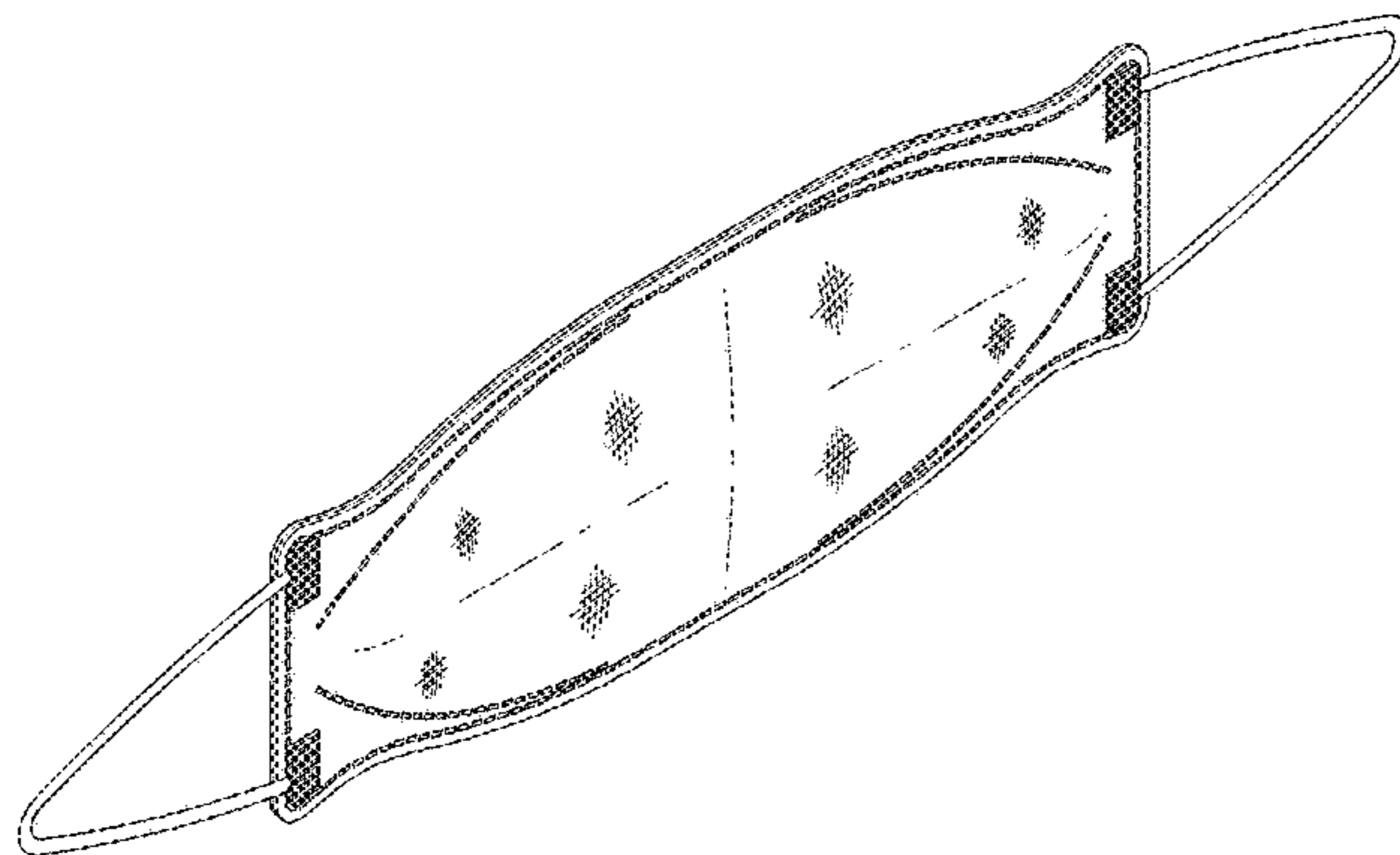
(57) **CLAIM**

The ornamental design for a mask, as shown and described.

DESCRIPTION

FIG. 1 is a front perspective view of a mask showing our new design;
FIG. 2 is a rear perspective view thereof;
FIG. 3 is a front elevational view thereof;
FIG. 4 is a rear elevational view thereof;
FIG. 5 is a left side elevational view, the right side elevational view being a mirror image thereof;
FIG. 6 is a top plan view thereof;
FIG. 7 is a bottom plan view thereof; and,
FIG. 8 is a detailed view of portion “8” in FIG. 4.
The broken lines shown in the drawings demarcate the enlarged view seen in FIG. 8 and form no part of the claimed design.

1 Claim, 7 Drawing Sheets



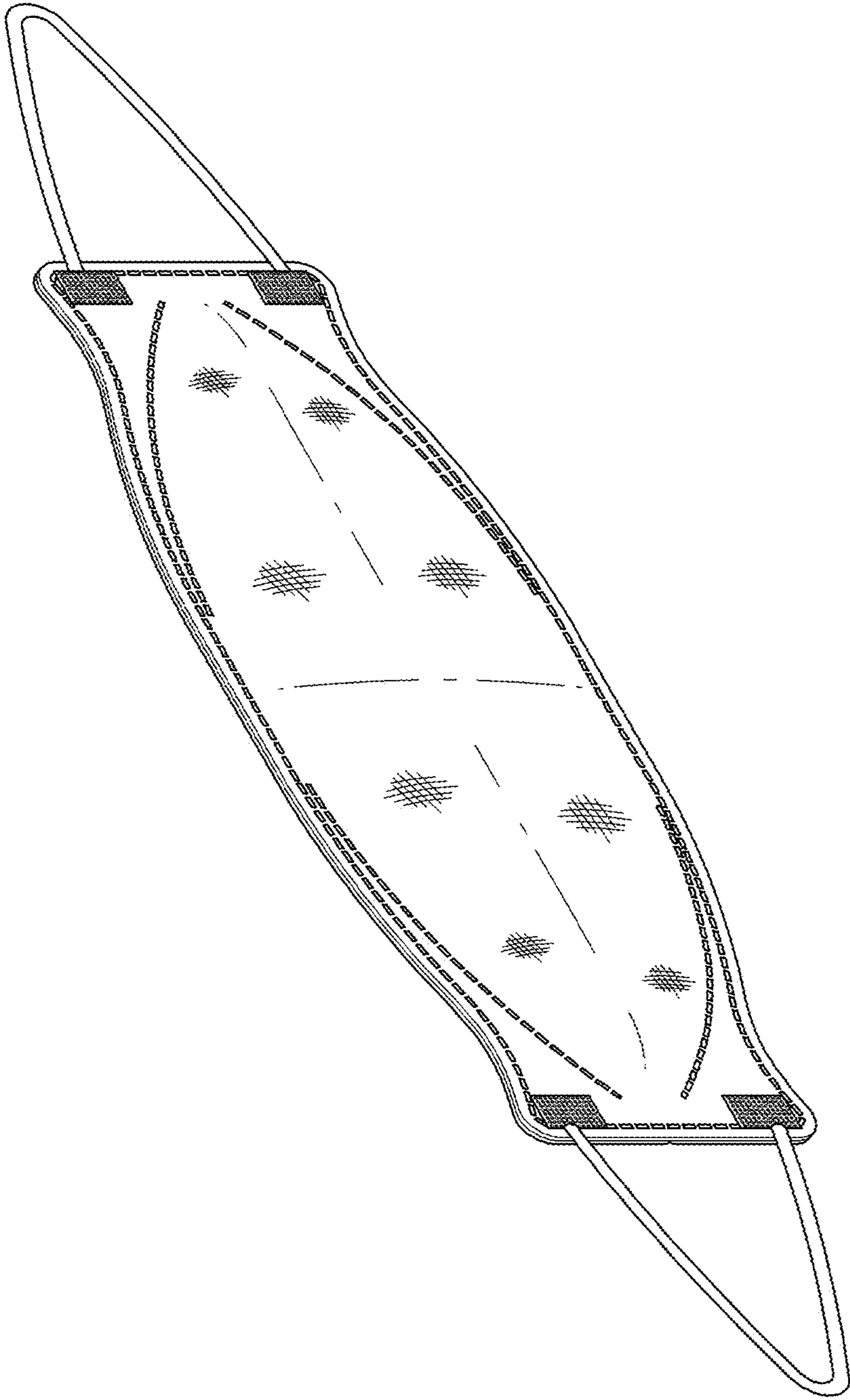


FIG. 1

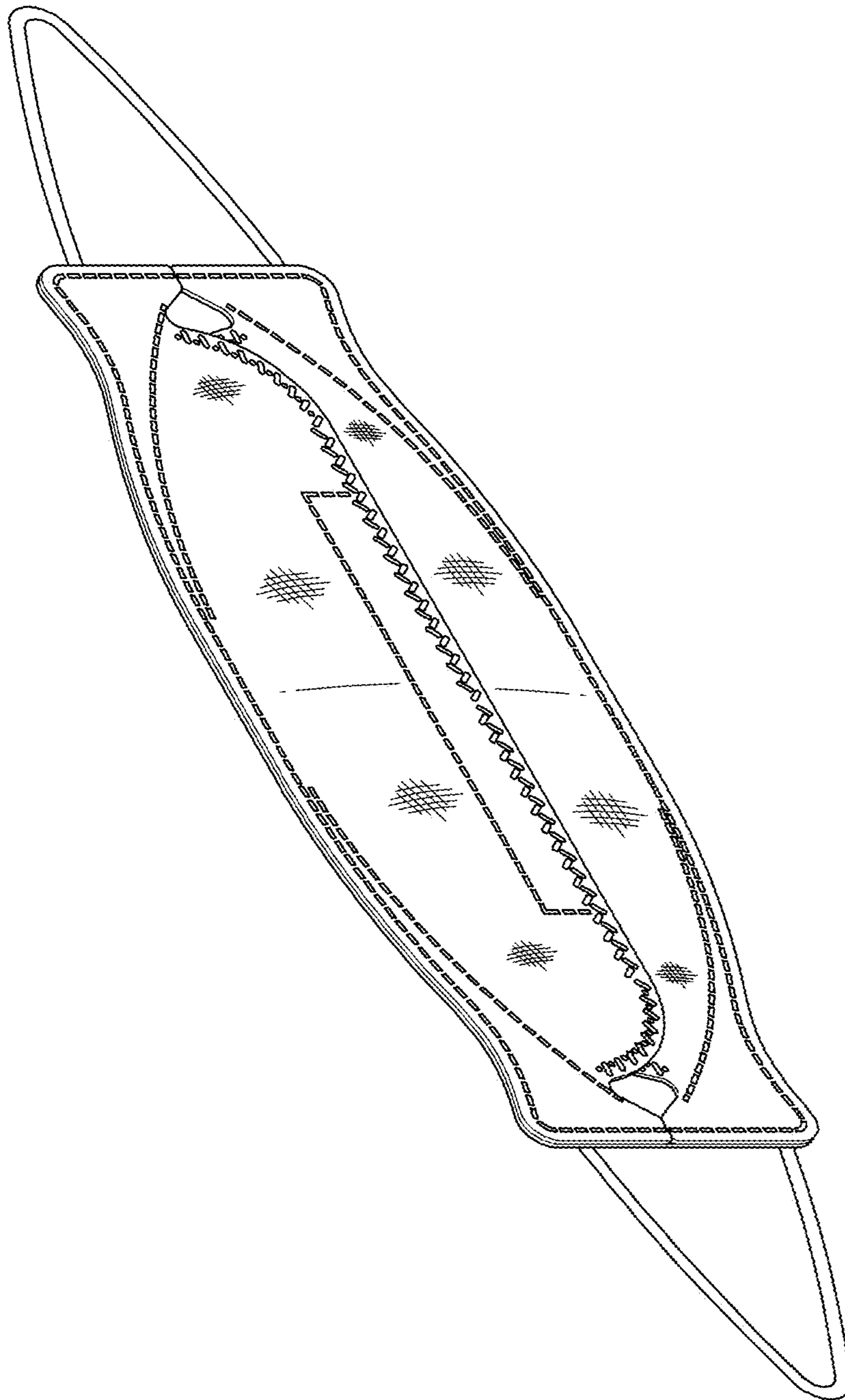


FIG. 2

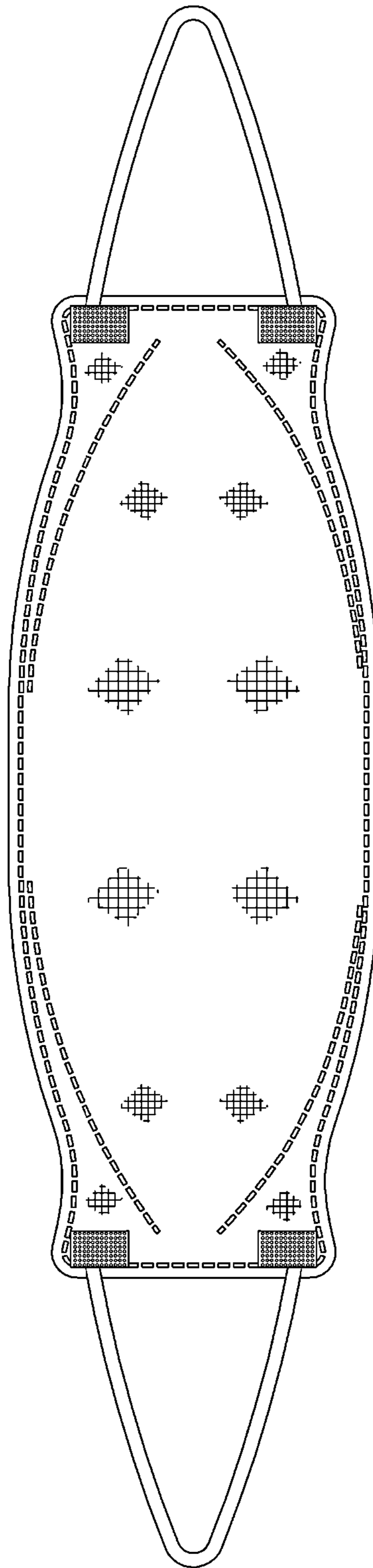


FIG. 3

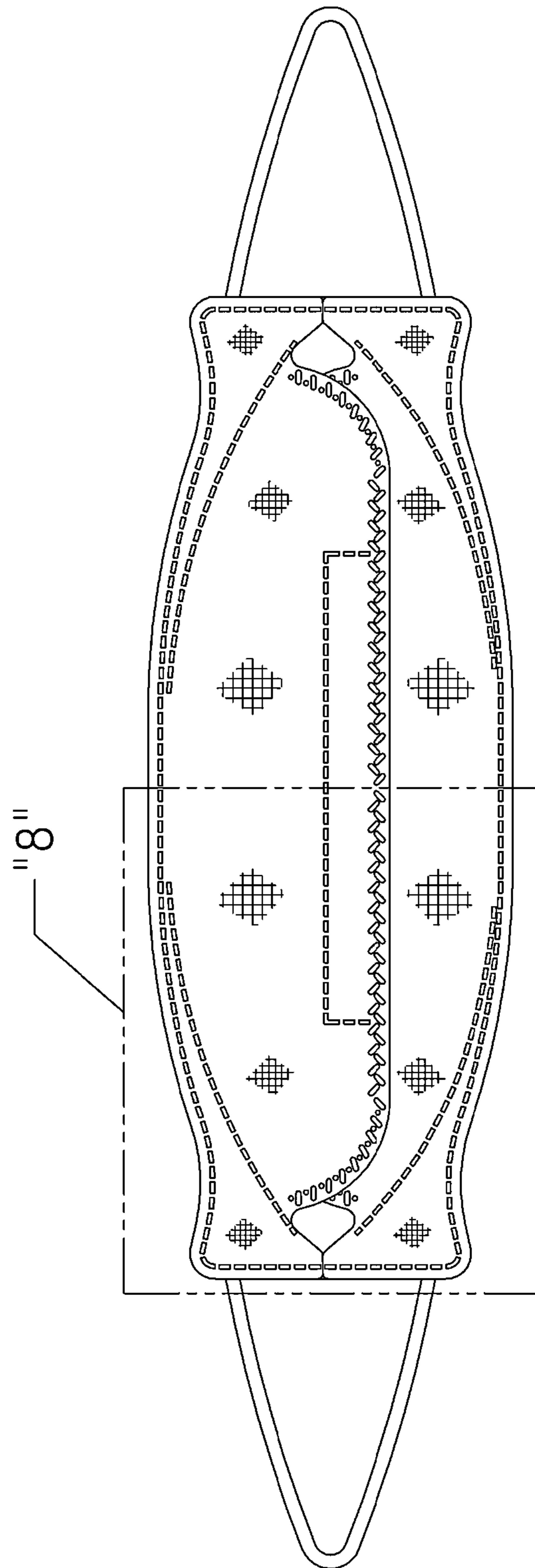


FIG. 4



FIG. 5



FIG. 6




FIG. 7

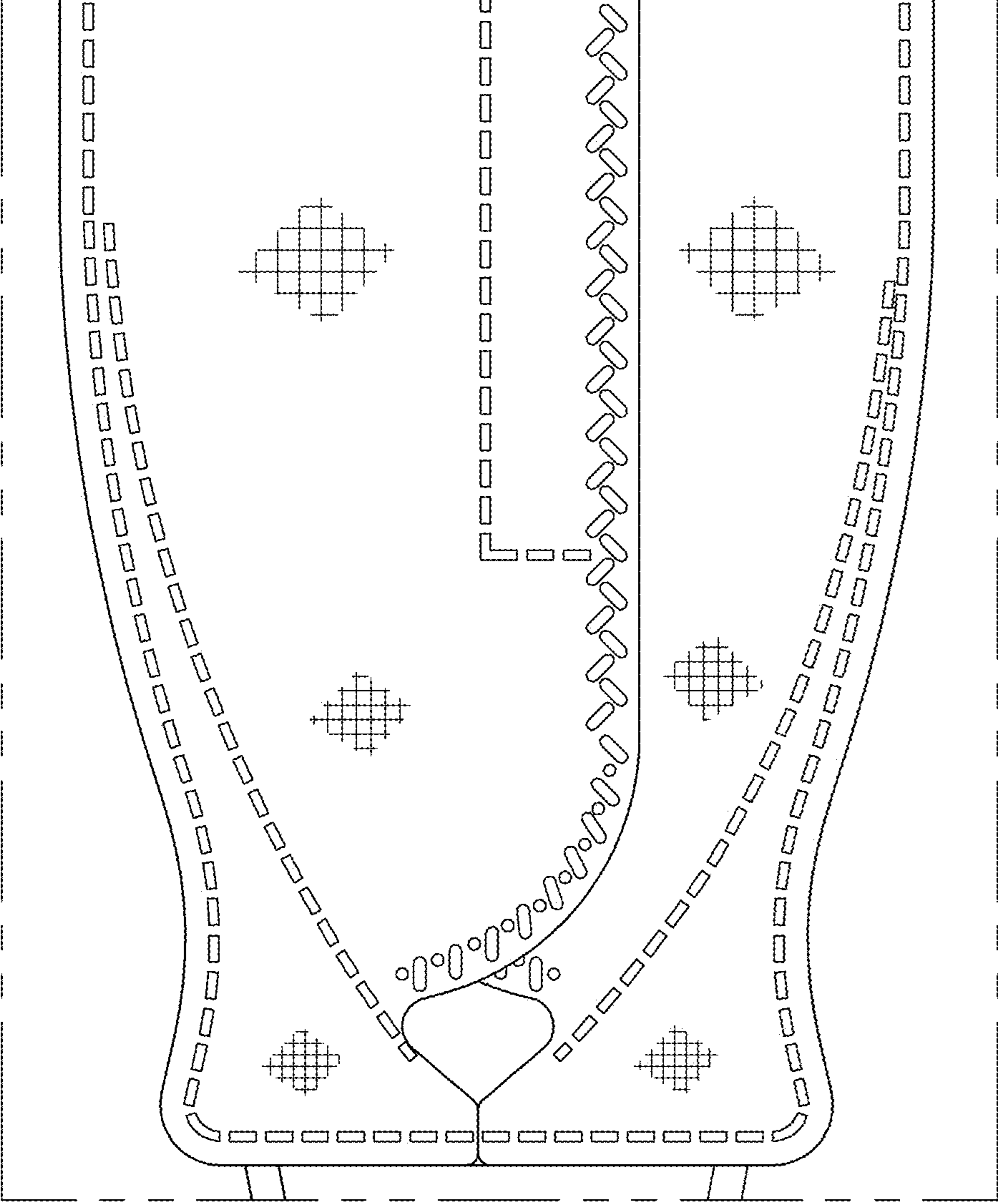


FIG. 8