



US00D978321S

(12) **United States Design Patent**
Wang

(10) **Patent No.:** **US D978,321 S**

(45) **Date of Patent:** **** Feb. 14, 2023**

(54) **DIFFUSER**

(71) Applicant: **Yuyan Wang**, Bazhong (CN)

(72) Inventor: **Yuyan Wang**, Bazhong (CN)

(73) Assignee: **Yuyan Wang**, Bazhong (CN)

(**) Term: **15 Years**

(21) Appl. No.: **29/845,775**

(22) Filed: **Jul. 11, 2022**

(51) **LOC (14) Cl.** **23-04**

(52) **U.S. Cl.**
USPC **D23/366**

(58) **Field of Classification Search**
USPC D7/509, 510; D11/143, 152; D14/195,
D14/204, 221, 228; D23/207, 208, 209,
D23/213, 223, 333, 335, 336, 351, 352,
D23/353, 355, 356, 358, 359, 360, 362,
D23/364-366; D24/108, 112, 129;
D26/26, 37, 40, 46, 49

CPC F24F 6/00; F24F 6/06; F24F 1/00; F24F
1/02; F24F 1/022; A47G 7/06; A61M
11/02; A61M 11/041; A61L 9/00; A61L
9/03; A61L 9/12; A61L 9/122; A61L
2209/11; A61L 2209/14; A61L 2209/133;
Y10S 261/17; Y10S 261/88; Y10S 261/89
See application file for complete search history.

(56) **References Cited**

U.S. PATENT DOCUMENTS

D710,971 S * 8/2014 Jackson D23/209
D810,261 S * 2/2018 Chen D23/366

D811,570 S * 2/2018 Tang D23/356
D812,210 S * 3/2018 Tang D23/366
D813,368 S * 3/2018 Zuo D23/366
D836,188 S * 12/2018 Li D23/356
D839,405 S * 1/2019 Hu D23/366
D848,594 S * 5/2019 Chen D23/356
D849,915 S * 5/2019 Chen D23/366
D851,227 S * 6/2019 Chen D23/356
D897,512 S * 9/2020 Wu D23/356
D939,070 S * 12/2021 Yang D23/356
D947,348 S 3/2022 Damavandi

* cited by examiner

Primary Examiner — Gino Colan

Assistant Examiner — David Obrien

(74) *Attorney, Agent, or Firm* — Nitin Kaushik

(57) **CLAIM**

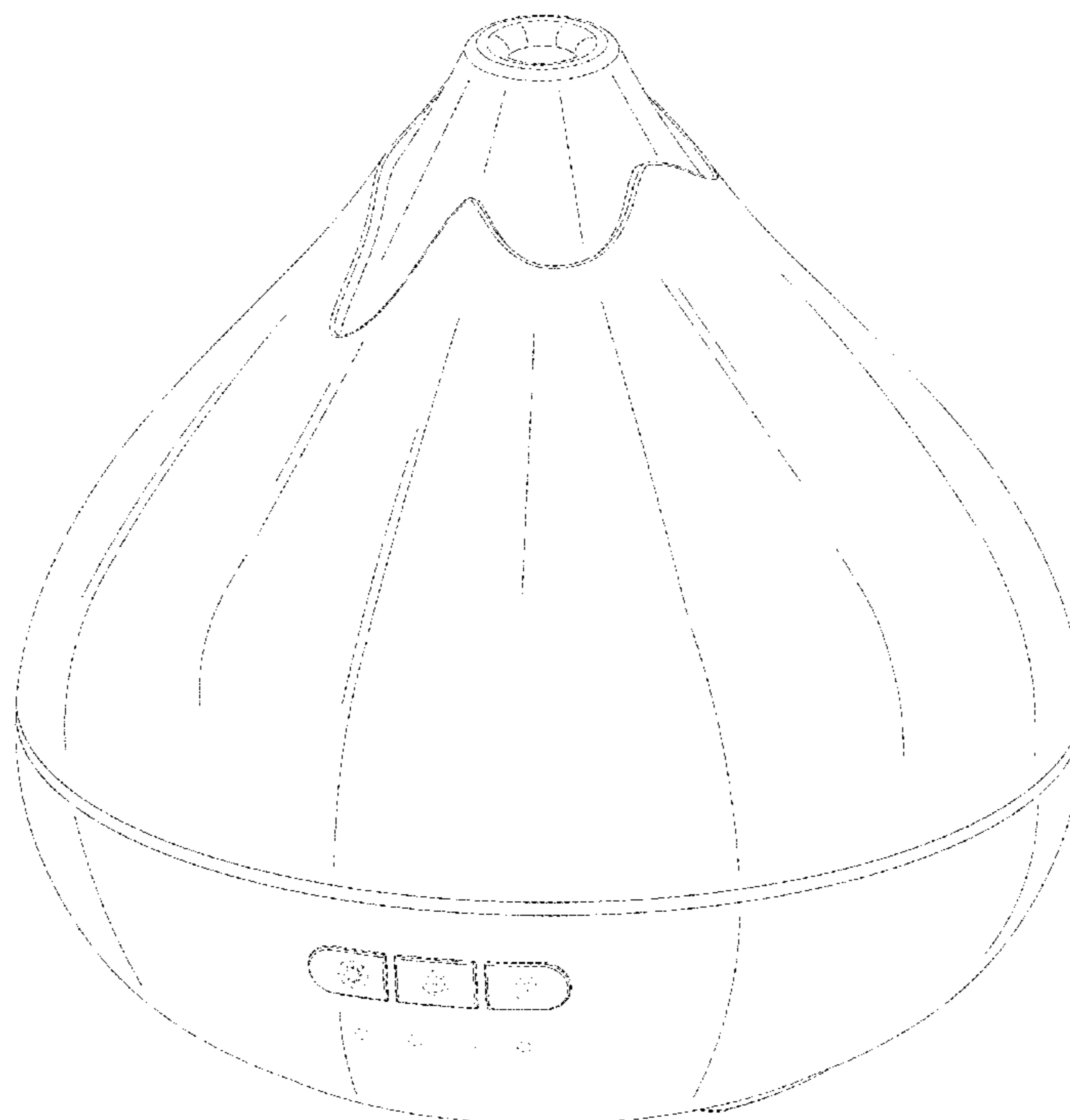
The ornamental design for a diffuser, as shown and described.

DESCRIPTION

FIG. 1 is a front, top and right side perspective view of a diffuser, showing my new design;
FIG. 2 is a front view thereof;
FIG. 3 is a rear view thereof;
FIG. 4 is a left side view thereof;
FIG. 5 is a right side view thereof;
FIG. 6 is a top view thereof; and,
FIG. 7 is a bottom view thereof.

The broken lines in the drawings illustrate the portions of the diffuser, which form no part of the claimed design.

1 Claim, 7 Drawing Sheets






FIG. 1

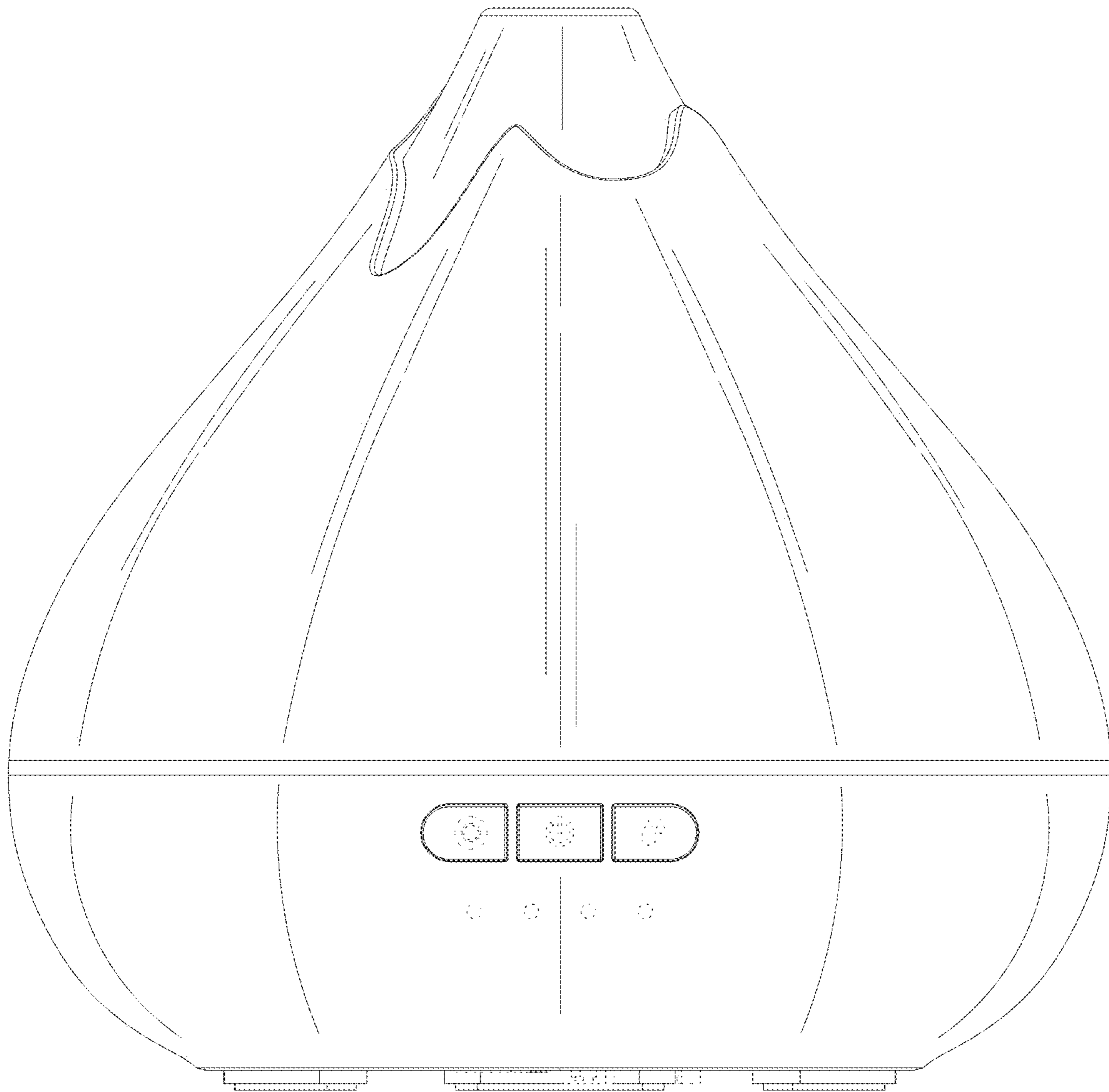


FIG. 2

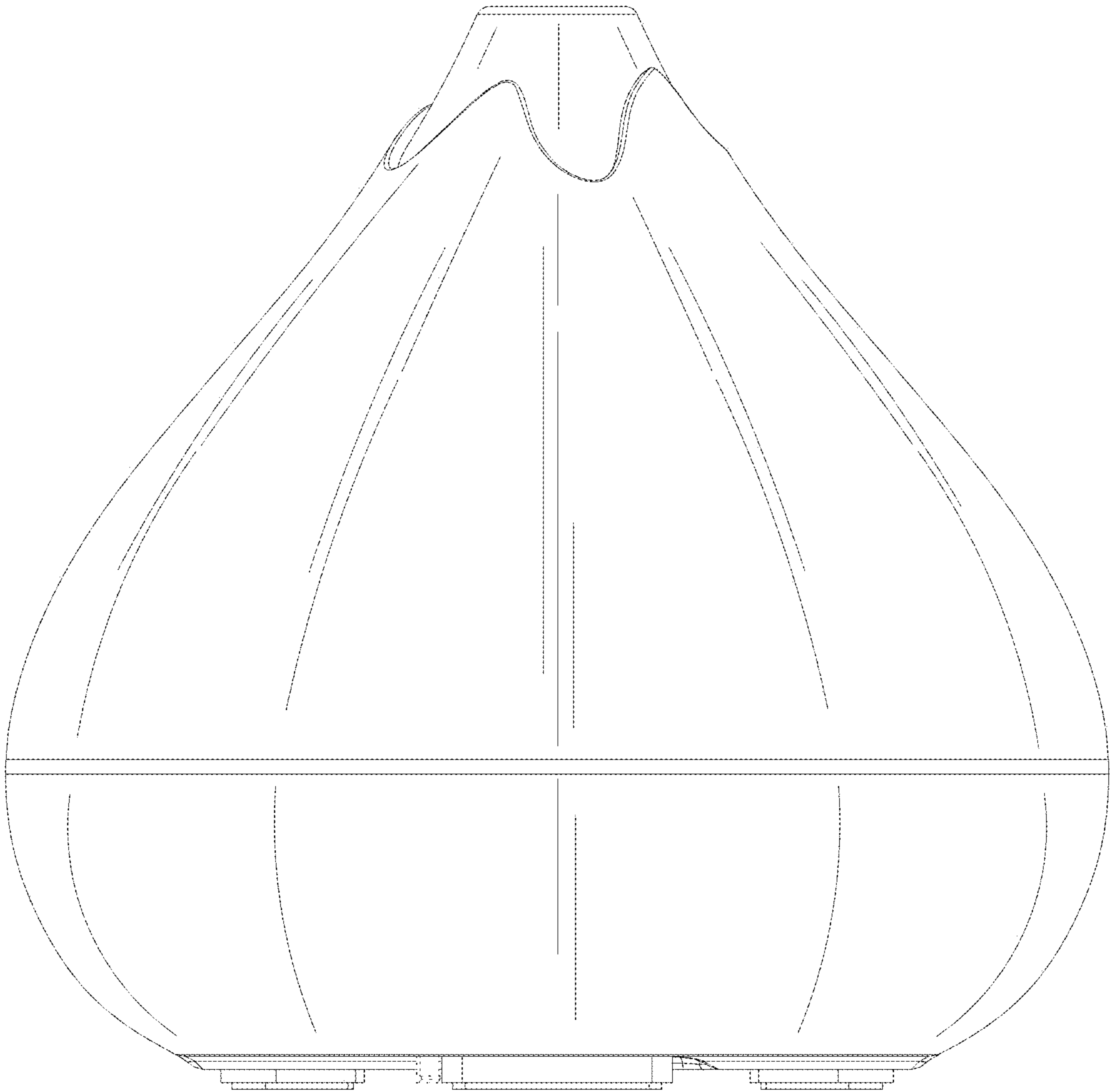


FIG. 3

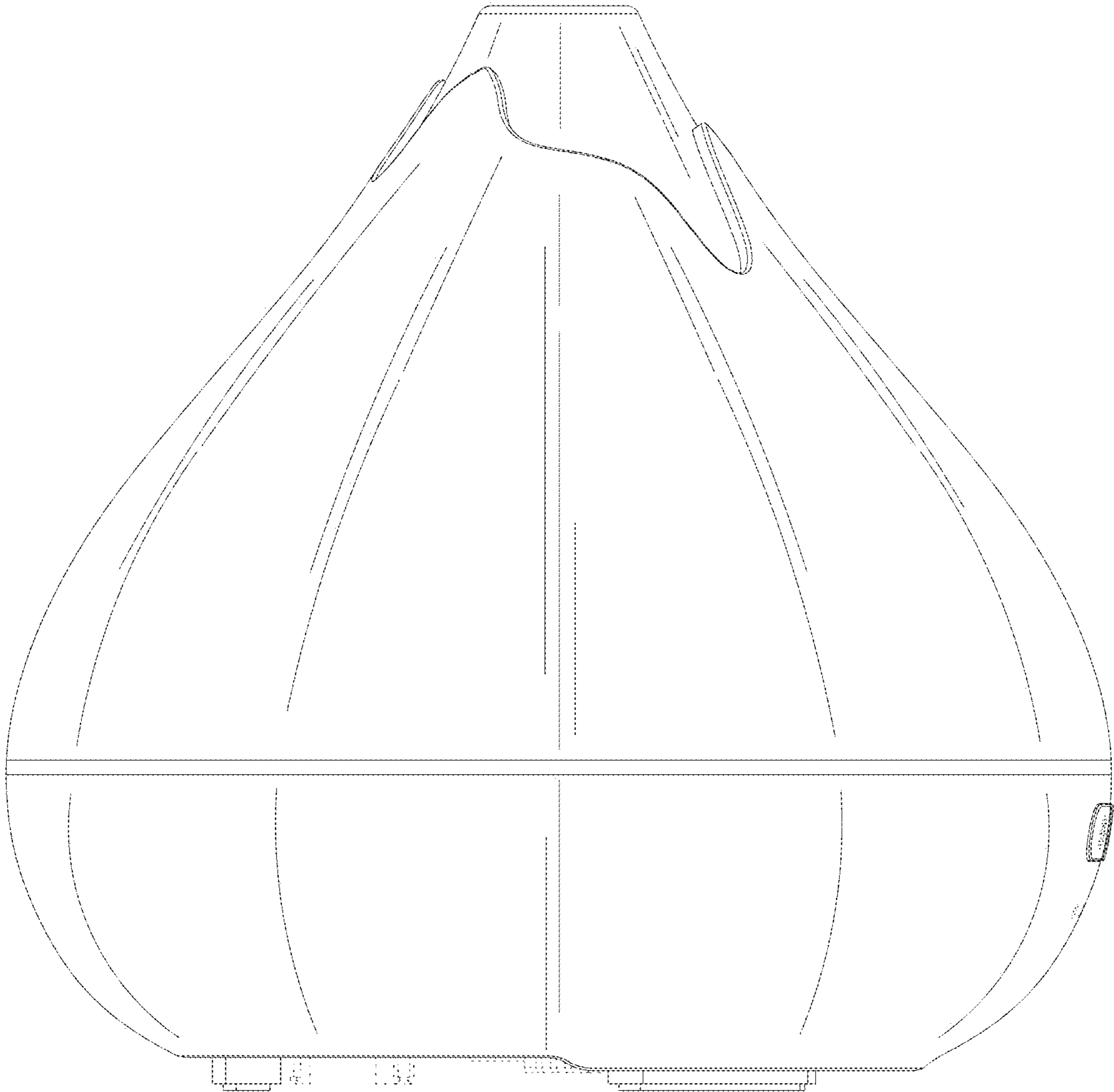


FIG. 4

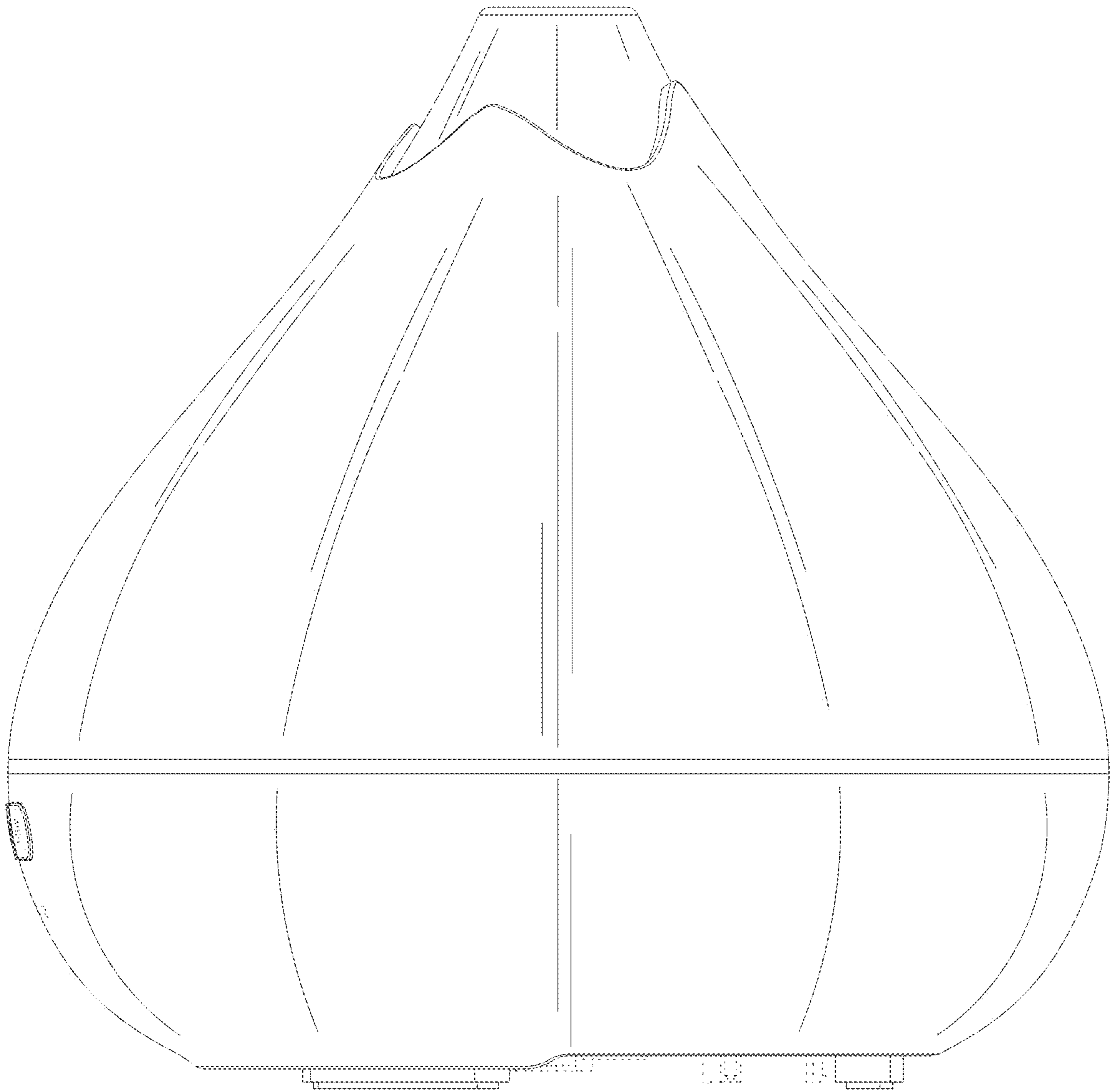


FIG. 5

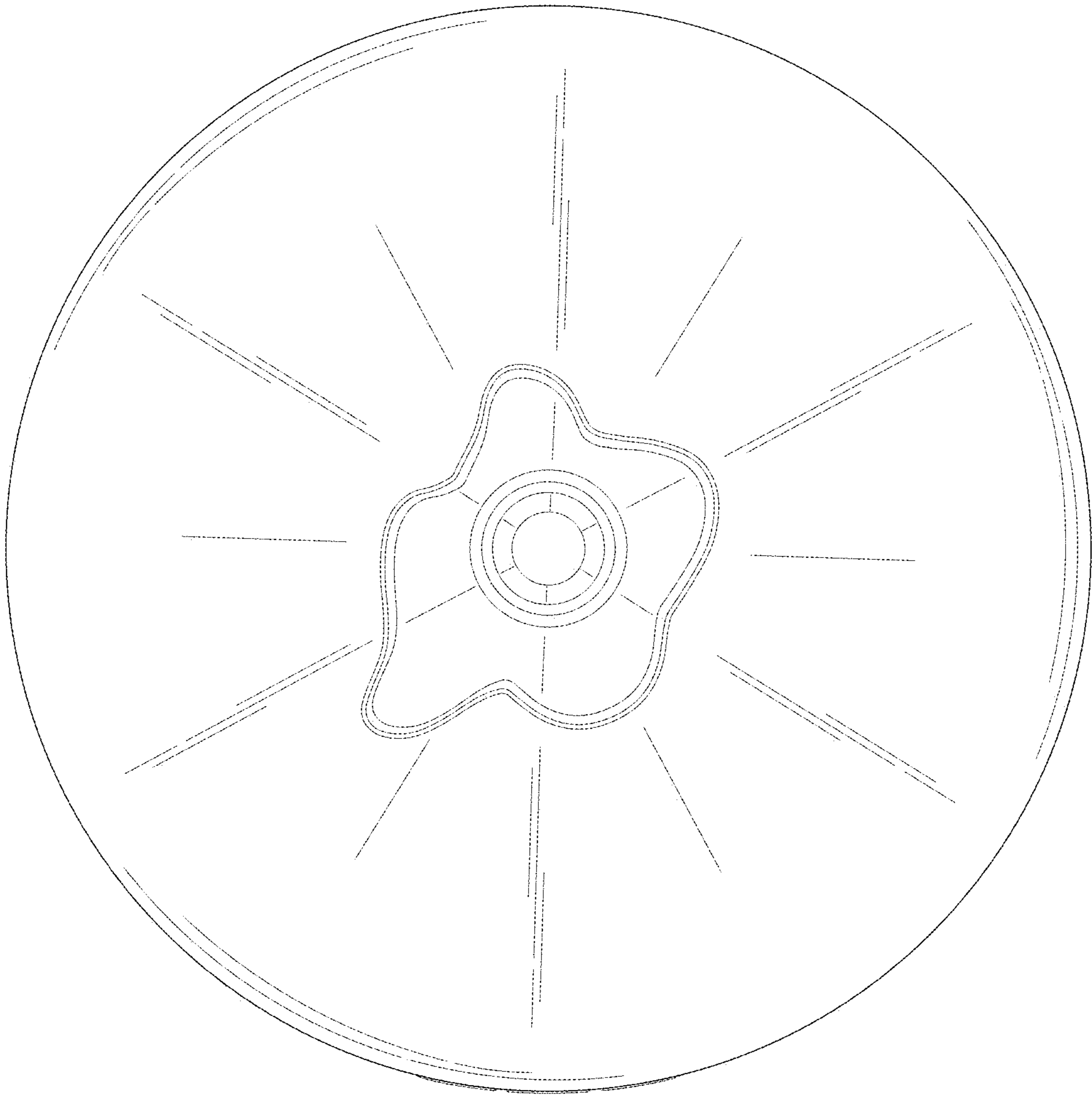


FIG. 6




FIG. 7