



US00D978295S

(12) **United States Design Patent**
Deering

(10) **Patent No.: US D978,295 S**

(45) **Date of Patent: ** Feb. 14, 2023**

(54) **SQUARE DRAIN EXTENSION**

(71) Applicant: **Steven Robert Deering**, Sarasota, FL
(US)

(72) Inventor: **Steven Robert Deering**, Sarasota, FL
(US)

(**) Term: **15 Years**

(21) Appl. No.: **29/768,632**

(22) Filed: **Jan. 30, 2021**

(51) **LOC (14) Cl.** **23-01**

(52) **U.S. Cl.**
USPC **D23/261**

(58) **Field of Classification Search**
USPC D23/359, 260, 261, 262, 263, 264, 265,
D23/266, 267, 268, 269, 389, 393, 304,
D23/249, 386; D13/120; D25/119, 120,
D25/121, 122, 123, 124, 125, 136, 138,
D25/141, 142, 163, 164; D24/129;
D9/439, 441; D4/287, 295; D8/300,
D8/305, 307, 321; D6/550, 580
CPC ... E04D 13/0409; E04D 13/04; E04D 13/064;
E04D 13/076; E04D 13/0725; E04D
13/0762; E04D 13/0685; E04D 13/0722;
E04D 13/08; E04D 2013/0413; E04D
2013/0436; E04D 13/0767; E04D
2013/0833; E04D 2013/082; E04D
2013/0866; E04D 2013/086; E04D
13/072; E04H 4/1236; E03F 5/06; E03F
5/0404; E03F 5/04; E03F 1/002; E03F
5/0407; E03F 5/0408; E03F 4/507; E03F
4/613; F16L 23/00; F16L 27/00; F16L
11/00; F16L 37/252; F16L 41/007; E04B
1/7076; E04B 1/344; E04B 1/7069; E04B
1/3404; E04B 1/7069; E03C 1/23; E03C
1/26; E03C 1/2302; E03C 1/262; E03C
1/28; E03C 1/298; E03C 1/24; E03C
1/264; E03D 13/00; E03D 13/005; E04F
17/06

See application file for complete search history.

(56) **References Cited**

U.S. PATENT DOCUMENTS

4,207,632 A * 6/1980 Savell, Jr. E03C 1/20
285/58
D276,839 S * 12/1984 McCoy D23/261
D280,126 S * 8/1985 Provan D23/262
D715,410 S * 10/2014 Lohmann D23/259
D720,447 S * 12/2014 Korda F16N 31/002
D23/386
9,139,989 B2 * 9/2015 Meyers B01D 35/02
10,676,912 B1 * 6/2020 Davis E04F 15/02188
10,870,977 B2 * 12/2020 Meyers E03F 5/041
D923,757 S * 6/2021 Keizers D23/261

(Continued)

OTHER PUBLICATIONS

“12×12 Catch Basin Riser”, https://vodaland-usa.com/products/12x12-catch-basin-riser?currency=USD&variant=42698979782&utm_medium=cpc&utm_source=google&utm_campaign=Google%20Shopping&cmp_id=15507658698&adg_id=134743369630&kwd=&device=c&utm_source=google&utm_term=&utm_campaign=15507658698&utm_content=134743369630&utm_medium=cpc&gclid=EA1a1QobChM1zM6zwZP2-AIVsP_jBx21QAHoEAQYASABEgLwifD_BwE, review date: Jun. 28, 2017, retrieved Jul. 13, 2022. (Year: 2017).*

Primary Examiner — Amy C Wierenga
Assistant Examiner — Andrea Marie McKay

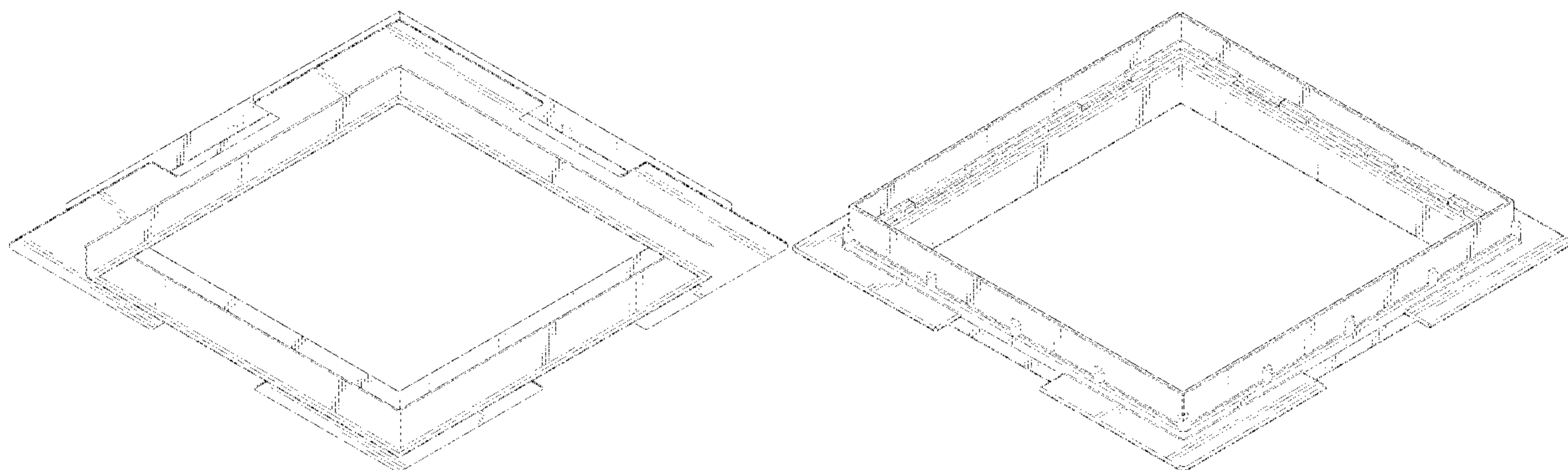
(57) **CLAIM**

The ornamental design for a square drain extension, as shown and described.

DESCRIPTION

FIG. 1 is a bottom plan view of a square drain extension, showing our new design;
FIG. 2 is a back side elevation view thereof; the front, right and left sides being an identical image;
FIG. 3 is a top plan view thereof;
FIG. 4 is a bottom perspective view thereof; and,
FIG. 5 is a top perspective view thereof.

(Continued)



The broken lines shown in the drawings depict portions of the square drain extension that form no part of the claimed design.

1 Claim, 5 Drawing Sheets

(56) **References Cited**

U.S. PATENT DOCUMENTS

D935,005 S *	11/2021	Keizers	D23/261
2002/0066140 A1 *	6/2002	Gerloff	A47K 3/405
			4/613
2008/0189926 A1 *	8/2008	Luxton	E03F 5/0408
			210/163
2013/0061387 A1 *	3/2013	Stetson	E03F 5/0408
			4/613
2014/0130902 A1 *	5/2014	Lucas	E03F 5/0407
			29/428
2016/0032578 A1 *	2/2016	Toms	E03F 5/0407
			137/15.01
2017/0138036 A1 *	5/2017	Priester	E03F 5/041
2019/0055727 A1 *	2/2019	Jones	E03F 5/0408

* cited by examiner




FIG. 1

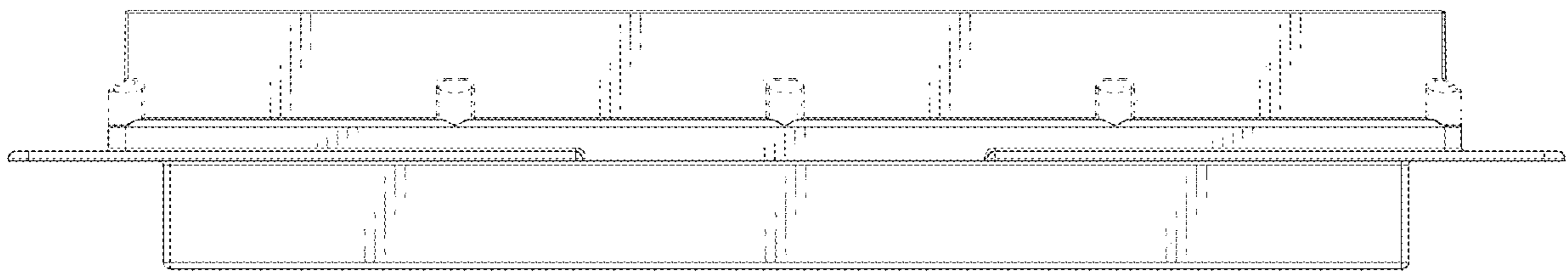


FIG. 2




FIG. 3

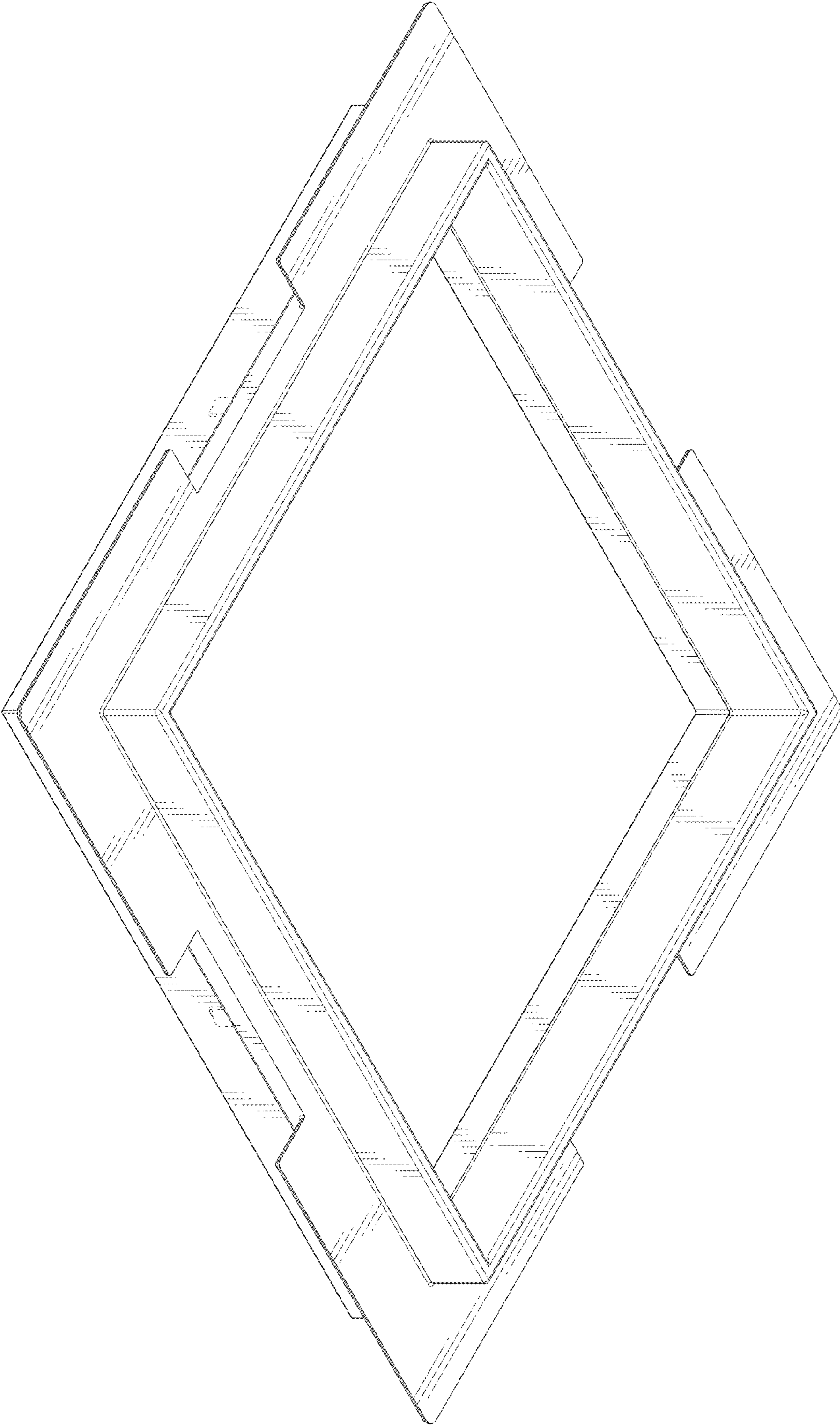


FIG. 4

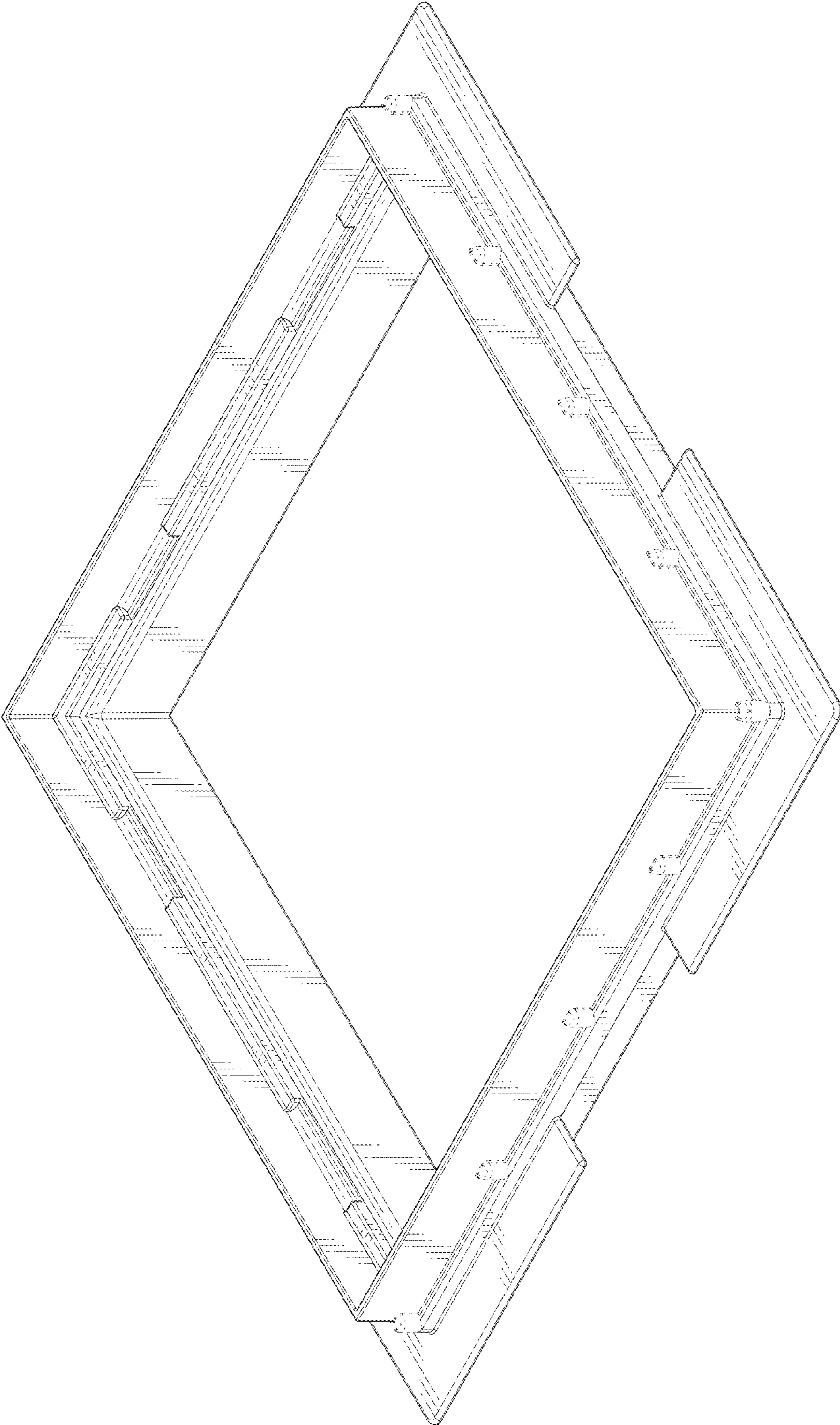


FIG. 5