



US00D978284S

(12) **United States Design Patent** (10) **Patent No.:** **US D978,284 S**
Li (45) **Date of Patent:** **** Feb. 14, 2023**

(54) **WATERING CAN**

FOREIGN PATENT DOCUMENTS

(71) Applicant: **Xiaoou Li**, Beijing (CN)

GB 6213395 * 9/2022

(72) Inventor: **Xiaoou Li**, Beijing (CN)

OTHER PUBLICATIONS

(**) Term: **15 Years**

Novelty 30702 Plastic Watering Can, first available Jun. 3, 2014[online], [site visited Nov. 29, 2022]. Available from internet, URL:<https://www.amazon.ca/dp/B004HVVZE8> (Year: 2014).*

(21) Appl. No.: **29/855,142**

Jucoan Watering Can for Indoor Plant, first available Dec. 24, 2021 [online], [site visited Nov. 29, 2022]. Available from internet, URL:<https://www.amazon.ca/dp/B09GLNDMML> (Year: 2021).*

(22) Filed: **Sep. 30, 2022**

(51) **LOC (14) Cl.** **08-05**

* cited by examiner

(52) **U.S. Cl.**

USPC **D23/212**

Primary Examiner — David G Muller

(58) **Field of Classification Search**

Assistant Examiner — Jamaal Rasheed

USPC D23/211–215, 223–224, 226, 229

(74) *Attorney, Agent, or Firm* — Runit Ranjit Kanakia

CPC A01G 25/00; A01G 25/14; A01G 25/145

See application file for complete search history.

(57) **CLAIM**

The ornamental design for a watering can, as shown and described.

(56) **References Cited**

DESCRIPTION

U.S. PATENT DOCUMENTS

D184,893	S	*	4/1959	Reineche	D23/212
D279,211	S	*	6/1985	Carlson	D23/212
D279,310	S	*	6/1985	Murphy	D23/212
D459,431	S	*	6/2002	Rosenberg	D23/212
D614,261	S	*	4/2010	Hung	D23/212
D635,642	S	*	4/2011	Hung	D23/212
D645,539	S	*	9/2011	Hung	D23/212
D732,139	S		6/2015	Robledo et al.		
D936,782	S		11/2021	Cox et al.		
D954,899	S	*	6/2022	Zhou	D23/212
2010/0011855	A1	*	1/2010	Yip	B65D 81/3283
						73/426
2010/0163641	A1	*	7/2010	Ugone	A01G 25/14
						239/377
2016/0249540	A1	*	9/2016	Zimmer	A01G 25/14
						239/377

FIG. 1 is a first perspective view of a watering can showing my new design;

FIG. 2 is a second perspective view thereof;

FIG. 3 is a front view thereof;

FIG. 4 is a back view thereof;

FIG. 5 is a left side view thereof;

FIG. 6 is a right side view thereof;


FIG. 7 is a top view thereof;

FIG. 8 is a bottom view thereof; and,

FIG. 9 is an exploded view of the watering can thereof.

The broken lines shown in the drawings depict portions of the watering can that form no part of the claimed design.

1 Claim, 9 Drawing Sheets






FIG. 1

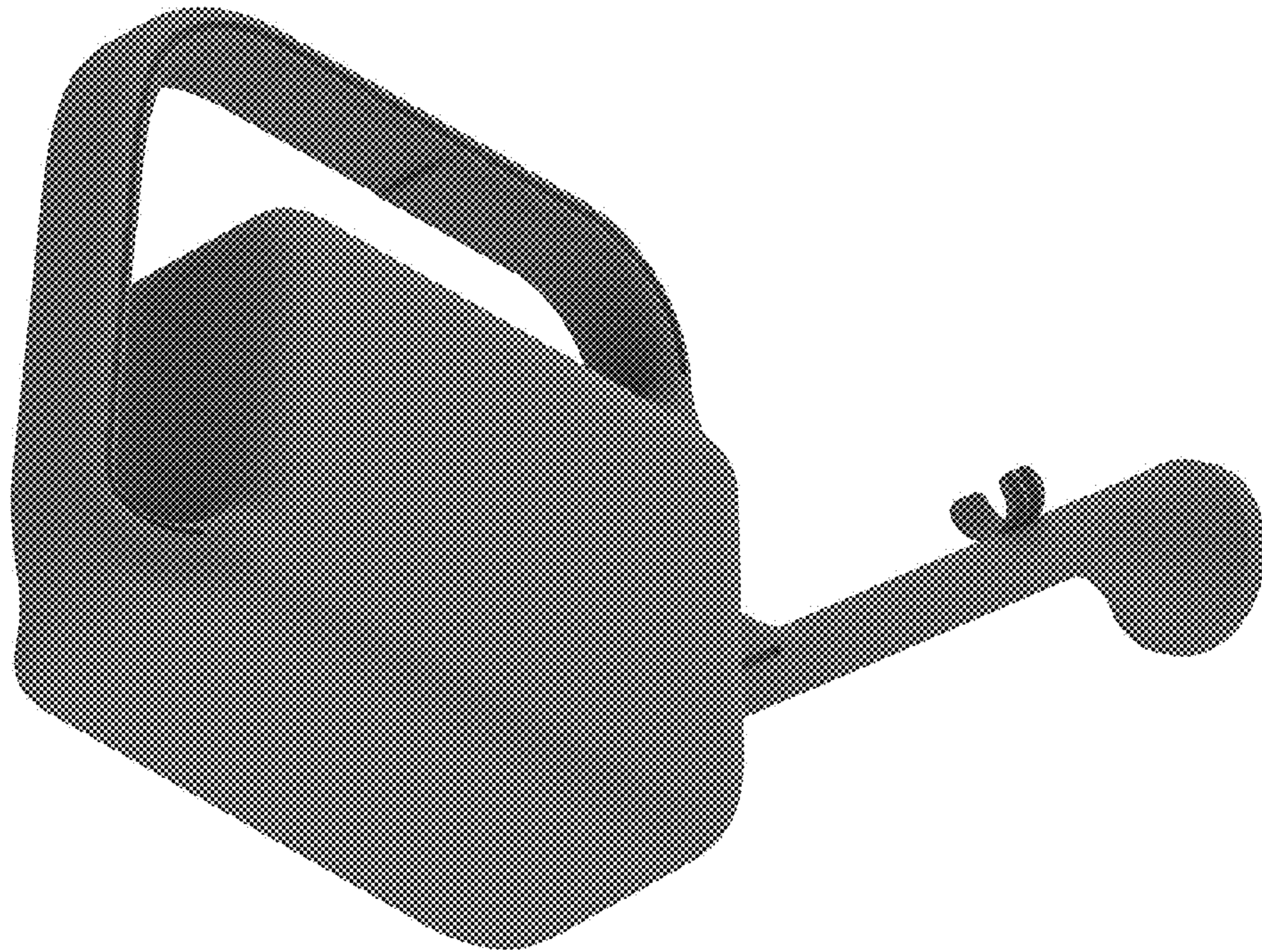


FIG. 2




FIG. 3




FIG. 4




FIG. 5




FIG. 6




FIG. 7




FIG. 8




FIG. 9