



US00D978268S

(12) **United States Design Patent** (10) **Patent No.:** **US D978,268 S**
Kamiya et al. (45) **Date of Patent:** **** Feb. 14, 2023**

(54) **FACE INSERT FOR A GOLF CLUB HEAD**

9,987,530 B2 * 6/2018 Jertson A63B 53/0487
10,173,105 B2 * 1/2019 Myers A63B 53/0487
D874,589 S * 2/2020 Parente D21/736

(71) Applicant: **SUMITOMO RUBBER INDUSTRIES, LTD.**, Kobe (JP)

(Continued)

(72) Inventors: **Yoshie Kamiya**, Kobe (JP); **Jacob Lambeth**, Huntington Beach, CA (US)

FOREIGN PATENT DOCUMENTS

JP 2018187369 A * 11/2018 A63B 53/04

(73) Assignee: **SUMITOMO RUBBER INDUSTRIES, LTD.**, Kobe (JP)

OTHER PUBLICATIONS

(**) Term: **15 Years**

Golf putters google search; google.com; Jan. 15, 2022.*
Face inserts for golf putters google search; google.com; Oct. 31, 2022.*

(21) Appl. No.: **29/783,729**

Primary Examiner — Mitchell I. Siegel

(22) Filed: **May 14, 2021**

(74) *Attorney, Agent, or Firm* — Birch, Stewart, Kolasch & Birch, LLP

(51) **LOC (14) Cl.** **21-02**

(52) **U.S. Cl.**
USPC **D21/759**

(58) **Field of Classification Search**
USPC D21/736–746, 759
CPC A63B 53/00; A63B 53/04; A63B 53/007;
A63B 53/065; A63B 53/0487; A63B
60/00; A63B 60/46
See application file for complete search history.

(57) **CLAIM**

The ornamental design for a face insert for a golf club head, as shown and described.

DESCRIPTION

FIG. 1 is a perspective view of a face insert for a golf club head showing our new design;
FIG. 2 is a front view thereof;
FIG. 3 is a rear view thereof;
FIG. 4 is a left side view thereof;
FIG. 5 is a right side view thereof;
FIG. 6 is a top view thereof;
FIG. 7 is a bottom view thereof;
FIG. 8 is a cross-sectional view taken along line 8-8 in FIG. 2 thereof; and,
FIG. 9 is an enlarged cross-sectional view taken along line 9-9 in FIG. 2 thereof.

The broken lines depict portions of the face insert for a golf club head in which the design is embodied that are not considered part of the claimed design.

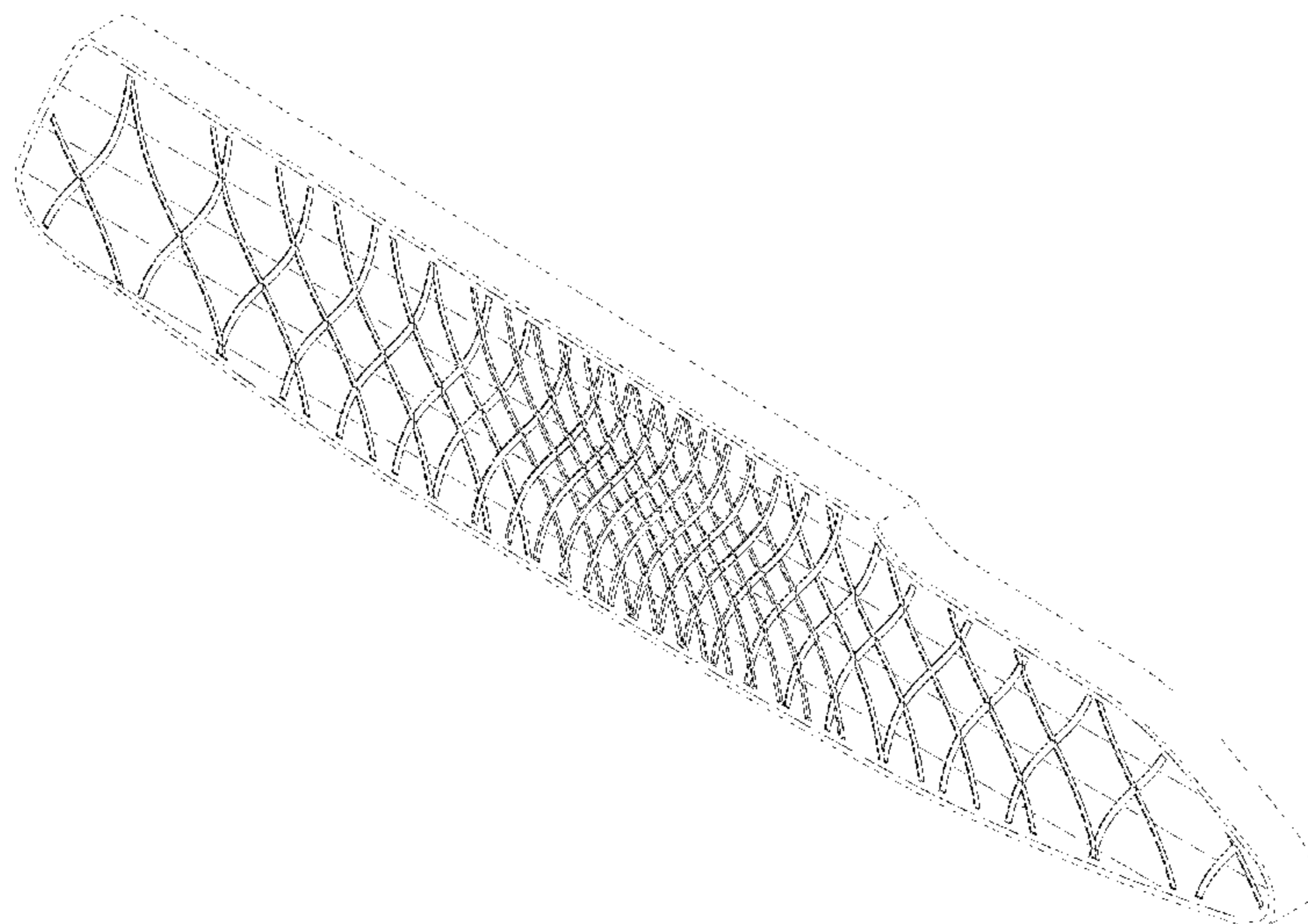
The dot-dash lines show a boundary between the claimed design and unclaimed portions.

(56) **References Cited**

U.S. PATENT DOCUMENTS

D447,203	S	*	8/2001	Sanchez	D21/759
D447,204	S	*	8/2001	Solheim	D21/759
D448,440	S	*	9/2001	Solheim	D21/759
D454,170	S	*	3/2002	Petersen	D21/759
D454,379	S	*	3/2002	Solheim	D21/759
D456,868	S	*	5/2002	Solheim	D21/759
D466,173	S	*	11/2002	Sizemore, Jr.	D21/759
D500,823	S	*	1/2005	Aldrich	D21/759
D549,795	S	*	8/2007	Rollinson	D21/759
D639,361	S	*	6/2011	Reinberg	D21/736
D639,367	S	*	6/2011	Reinberg	D21/759
D639,369	S	*	6/2011	Miyamichi	D21/759
D711,483	S	*	8/2014	Wong	D21/743
D796,598	S	*	9/2017	Serrano	D21/736
D802,073	S	*	11/2017	Toulon	D21/759

1 Claim, 7 Drawing Sheets



(56)

References Cited

U.S. PATENT DOCUMENTS

10,632,352 B2 * 4/2020 Lambeth A63B 53/0487
10,668,340 B2 * 6/2020 Lambeth B23C 3/34
D893,655 S * 8/2020 Schweigert D21/759
10,737,153 B2 * 8/2020 Schweigert A63B 53/0487
D906,457 S * 12/2020 Lambeth D21/759
D920,452 S * 5/2021 Parsons D21/736
D927,622 S * 8/2021 Schweigert D21/759
D928,263 S * 8/2021 Schweigert D21/759
11,130,028 B2 * 9/2021 Lambeth A63B 53/0487
11,298,597 B2 * 4/2022 Parsons A63B 53/0416
D952,082 S * 5/2022 Andrews D21/736
D963,088 S * 9/2022 Nicolette D21/736
2016/0016050 A1 * 1/2016 Rife A63B 53/0487
473/331
2018/0311545 A1 * 11/2018 Lambeth A63B 53/04
2021/0001190 A1 * 1/2021 Lambeth A63B 53/04

* cited by examiner

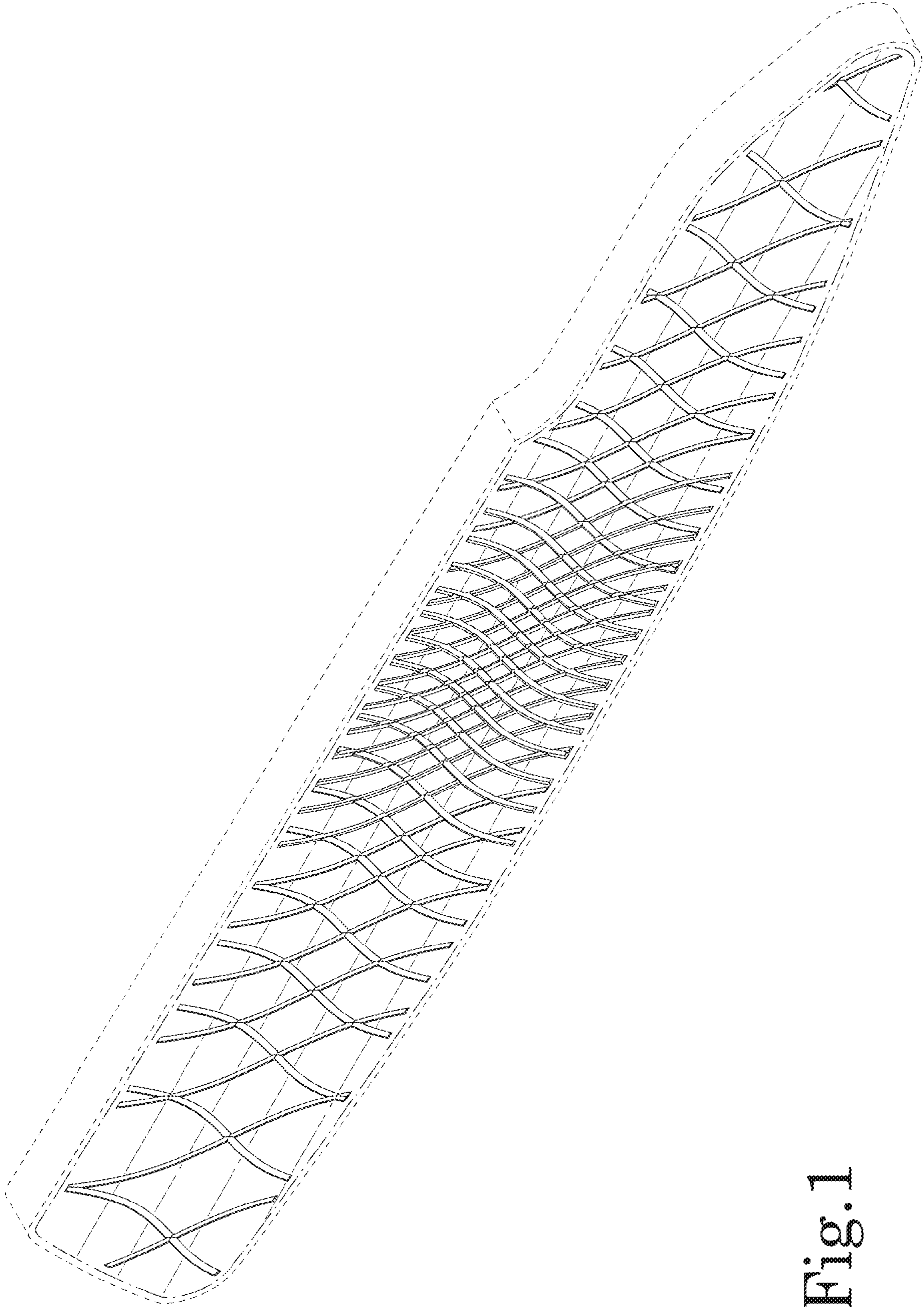


Fig. 1

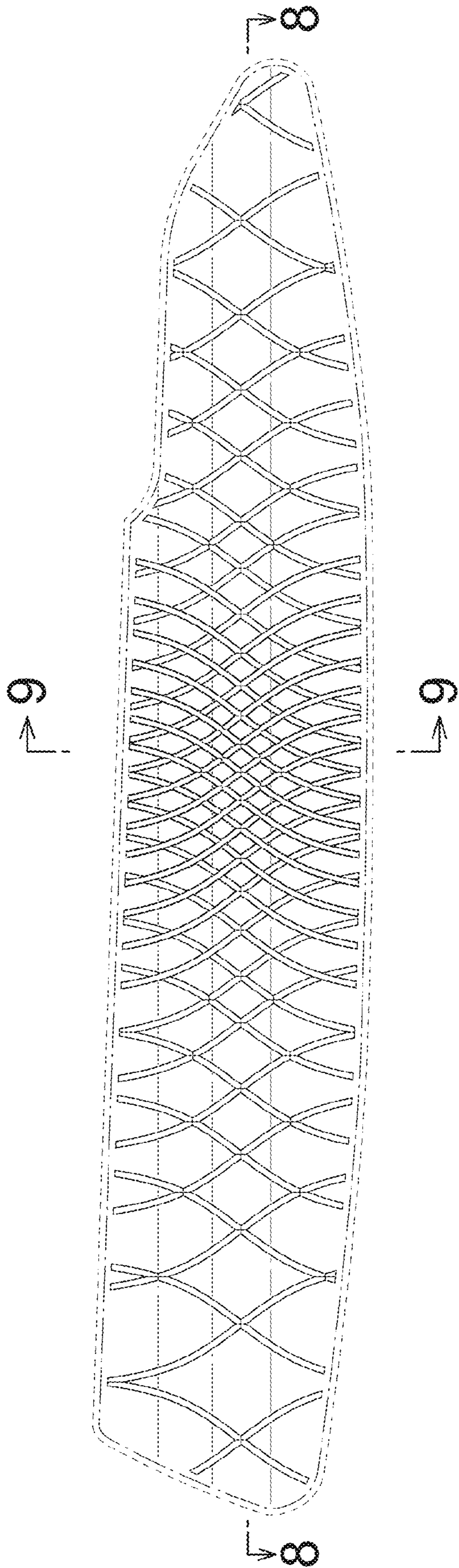


Fig. 2




Fig. 3



Fig. 5




Fig. 4




Fig. 6

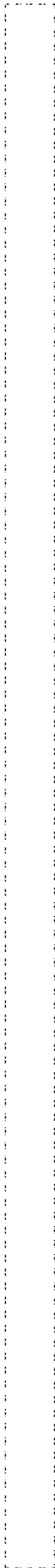


Fig. 7



Fig. 8




Fig. 9