



US00D978244S

(12) **United States Design Patent**
Nakazawa

(10) **Patent No.:** **US D978,244 S**

(45) **Date of Patent:** **** Feb. 14, 2023**

(54) **BALLPOINT PEN**

(71) Applicant: **Pentel Kabushiki Kaisha**, Tokyo (JP)

(72) Inventor: **Hidekazu Nakazawa**, Tokyo (JP)

(73) Assignee: **Pentel Kabushiki Kaisha**, Tokyo (JP)

(**) Term: **15 Years**

(21) Appl. No.: **29/748,432**

(22) Filed: **Aug. 28, 2020**

(30) **Foreign Application Priority Data**

Feb. 28, 2020 (JP) 2020-003807

(51) **LOC (14) Cl.** **19-06**

(52) **U.S. Cl.**
USPC **D19/171**; D19/904; D19/906

(58) **Field of Classification Search**
USPC D19/115–204, 916, 917, 921; D14/411
CPC B43K 25/028; B43K 21/22; B43K 5/005;
B43K 7/12; B43K 8/04; B43K 8/06;
B43K 19/00; B43K 19/02; B43K 19/14;
B43K 21/006; B43K 21/06
See application file for complete search history.

(56) **References Cited**

U.S. PATENT DOCUMENTS

D388,825 S * 1/1998 Kouda D19/174
D418,163 S * 12/1999 Rosen D19/906
D433,704 S * 11/2000 Kouda D19/174
D461,501 S * 8/2002 Nishida D19/904
D463,821 S * 10/2002 Nishida D19/174
D497,643 S * 10/2004 Nishida D19/906

D508,083 S * 8/2005 Cetera D19/174
D509,536 S * 9/2005 Nishida D19/906
D510,104 S * 9/2005 Qiu D19/918
D534,958 S * 1/2007 Nishida D19/906
D558,269 S * 12/2007 Takashi D19/906
D559,317 S * 1/2008 Ikeda D19/906

FOREIGN PATENT DOCUMENTS

JP 300899323.0000 * 4/2016
JP D1563353 * 11/2016

* cited by examiner

Primary Examiner — Garth Rademaker

Assistant Examiner — Laura H Yu

(74) *Attorney, Agent, or Firm* — Banner & Witcoff, Ltd.


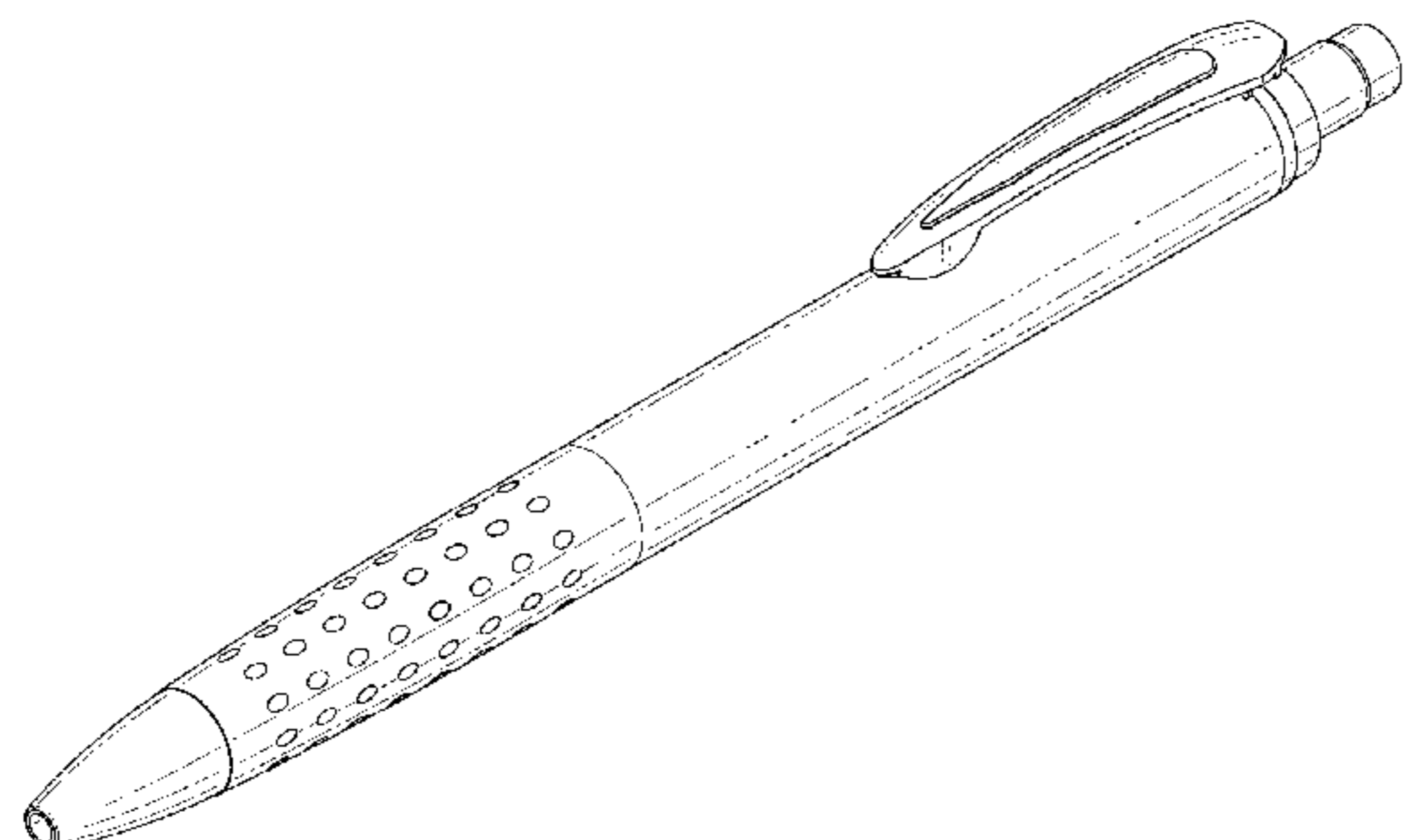
(57) **CLAIM**

The ornamental design for a ballpoint pen, as shown and described.

DESCRIPTION

FIG. 1 is a perspective view of a ballpoint pen showing my new design;
FIG. 2 is a front view thereof;
FIG. 3 is a rear view thereof;
FIG. 4 is a left side view thereof;
FIG. 5 is a right side view thereof;
FIG. 6 is a bottom view thereof, with the top view being a mirror image thereof;
FIG. 7 is an enlarged left side view thereof;
FIG. 8 is an enlarged right side view thereof; and,
FIG. 9 is a reference bottom view of usage thereof.

1 Claim, 4 Drawing Sheets



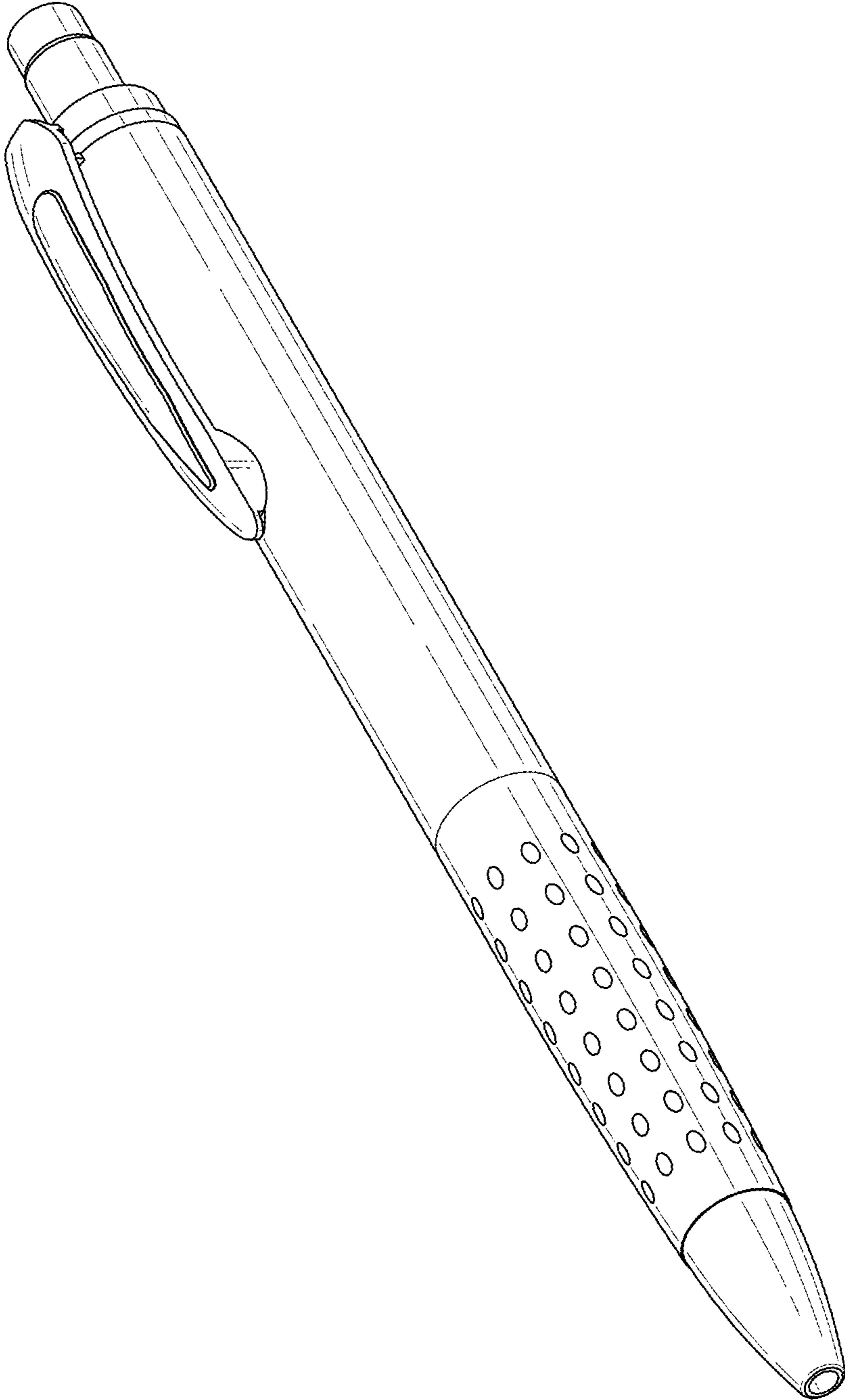


FIG. 1




FIG. 2




FIG. 3

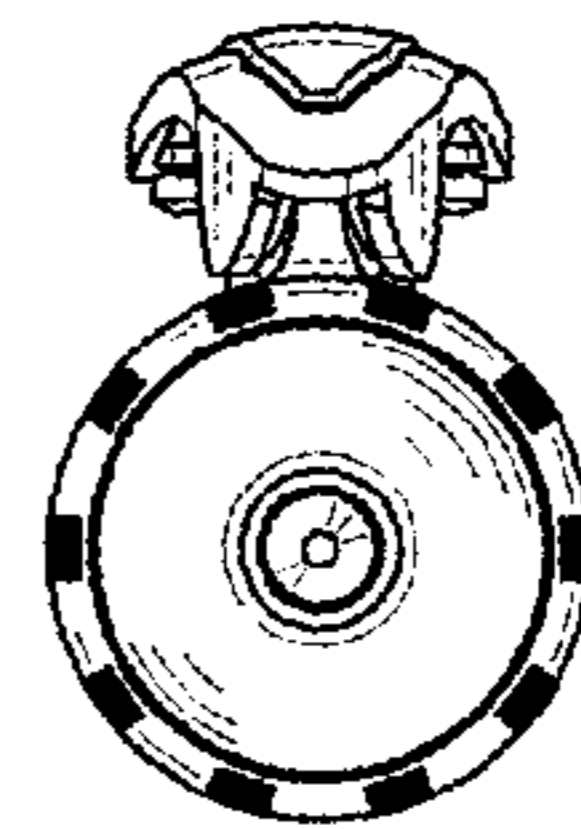


FIG. 4




FIG. 5




FIG. 6

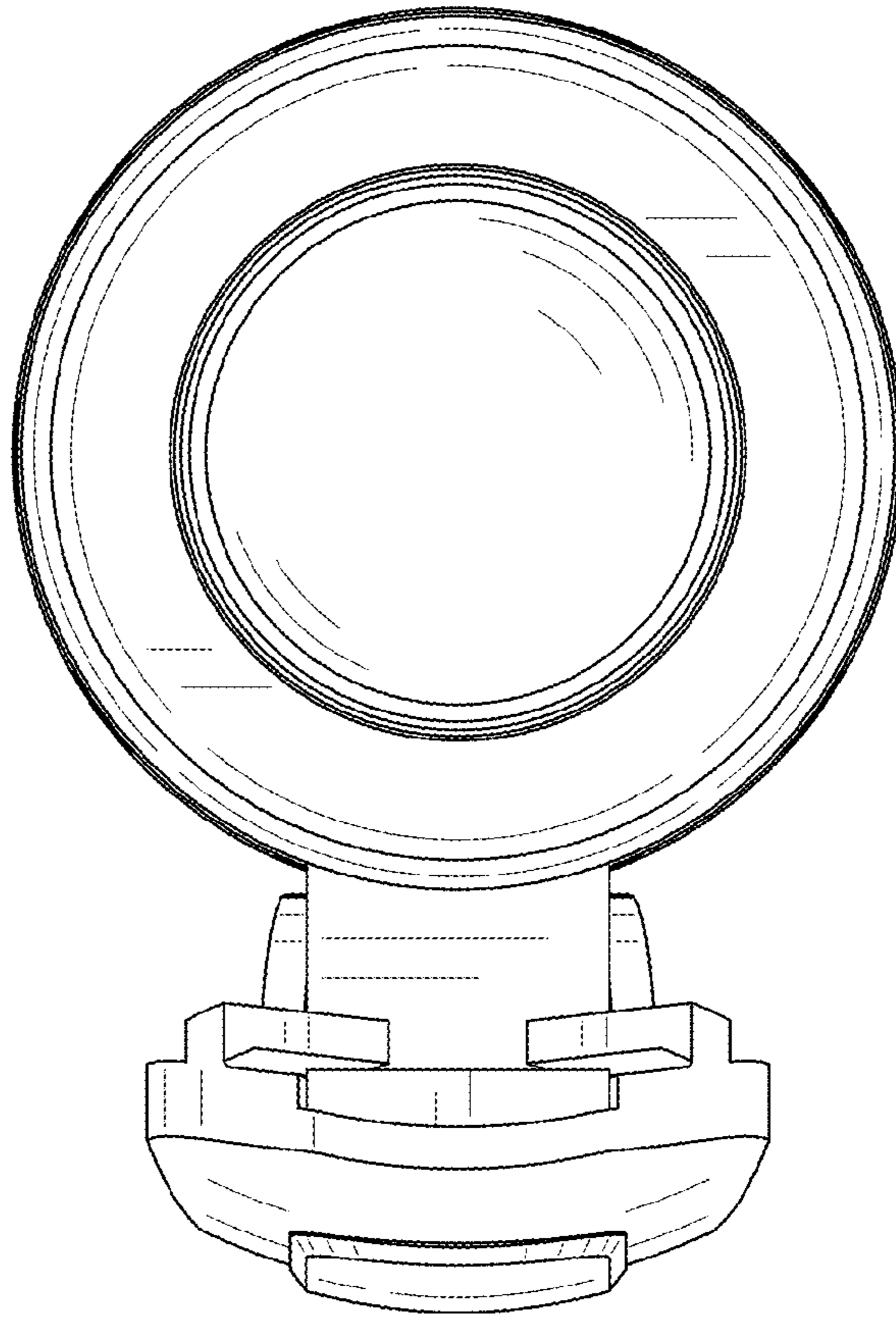


FIG. 8

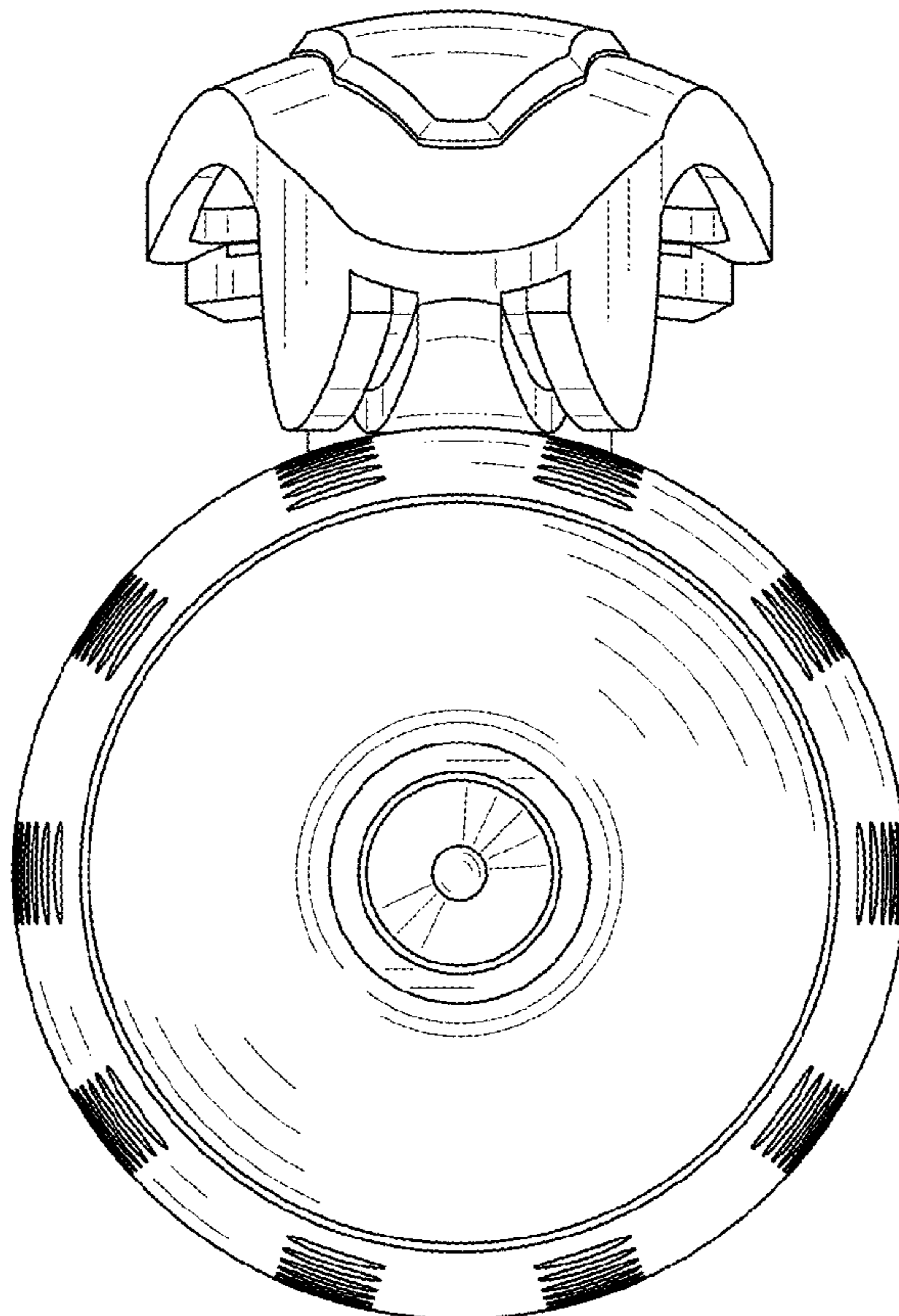


FIG. 7




FIG. 9