



US00D978238S

(12) **United States Design Patent** (10) **Patent No.:** **US D978,238 S**
Klosky (45) **Date of Patent:** **** Feb. 14, 2023**

(54) **FOLDABLE FOLDER**

(71) Applicant: **IdeaStream Consumer Products, LLC**, Cleveland, OH (US)

(72) Inventor: **Eric Fitzgerald Klosky**, Chagrin Falls, OH (US)

(73) Assignee: **IDEASTREAM CONSUMER PRODUCTS, LLC**, Cleveland, OH (US)

(**) Term: **15 Years**

(21) Appl. No.: **29/771,482**

(22) Filed: **Feb. 23, 2021**

(51) **LOC (14) Cl.** **19-04**

(52) **U.S. Cl.**
USPC **D19/26**

(58) **Field of Classification Search**
USPC D19/26, 27, 32; D3/247, 299
(Continued)

(56) **References Cited**

U.S. PATENT DOCUMENTS

3,146,816 A * 9/1964 Osher A45C 11/182
150/148
D308,887 S * 6/1990 Wyant 206/215
(Continued)

FOREIGN PATENT DOCUMENTS

JP D1607556 * 6/2018

OTHER PUBLICATIONS

Smead 3-in-1 SuperTab Section Folder, Amazon.com, date published Aug. 3, 2017, date retrieved Jun. 27, 2022—U.S. Appl. No. 29/771,482—<https://amzn.to/3u4Q0dJ> (Year: 2017).*

(Continued)

Primary Examiner — Jennifer L Rempfer

Assistant Examiner — Danielle Nichole Bowly

(74) *Attorney, Agent, or Firm* — Ulmer & Berne LLP; Brian E Turung

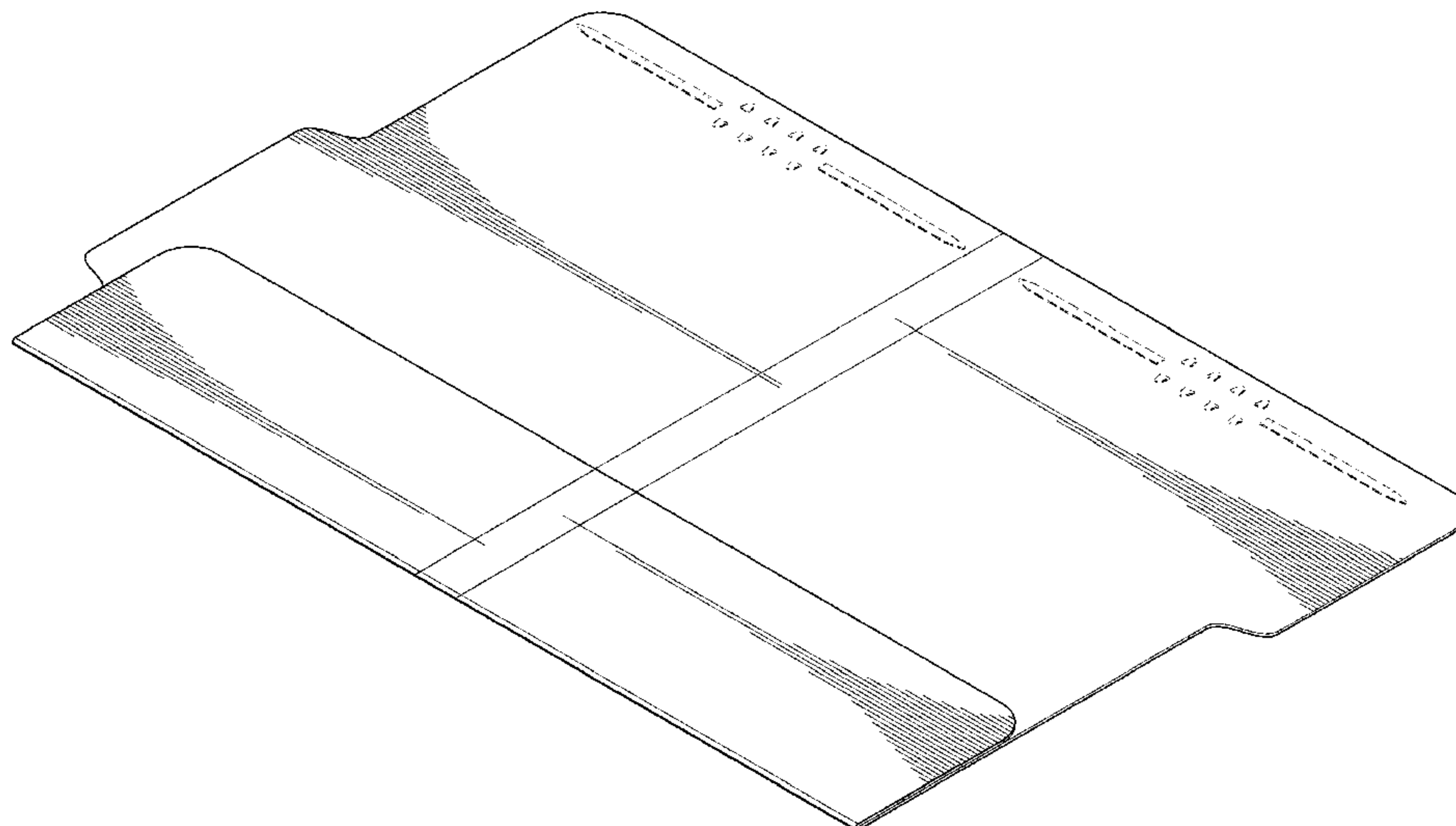
(57) **CLAIM**

The ornamental design for a foldable folder, as shown and described.

DESCRIPTION

FIG. 1 is a front perspective view of a foldable folder showing the new design wherein the bottom flap is folded; FIG. 2 is a front elevational view of the foldable folder of FIG. 1; FIG. 3 is a rear elevational view of the foldable folder of FIG. 1; FIG. 4 is a right side plan view of the foldable folder of FIG. 1; FIG. 5 a left side plan view of the foldable folder of FIG. 1; FIG. 6 is a top plan view of the foldable folder of FIG. 1; FIG. 7 is a bottom plan view of the foldable folder of FIG. 1; FIG. 8 is a front perspective view of a foldable folder showing my new design wherein the bottom flap is unfolded; FIG. 9 is a front elevational view of the foldable folder of FIG. 8; FIG. 10 is a rear elevational view of the foldable folder of FIG. 8; FIG. 11 is a right side plan view of the foldable folder of FIG. 8; FIG. 12 a left side plan view of the foldable folder of FIG. 8; FIG. 13 is a top plan view of the foldable folder of FIG. 8; and, FIG. 14 is a bottom plan view of the foldable folder of FIG. 8. The broken lines are included for the purpose of illustrating non-claimed subject matter and form no part of the claimed design.

1 Claim, 8 Drawing Sheets



(58) **Field of Classification Search**
 CPC B42B 5/12; B42F 13/0006
 See application file for complete search history.

(56) **References Cited**

U.S. PATENT DOCUMENTS

D312,277 S * 11/1990 Moor D19/27
 5,141,485 A * 8/1992 Welt B42F 7/02
 281/31
 D337,784 S * 7/1993 Wyant D19/26
 D432,166 S * 10/2000 Matheson D19/86
 D559,309 S * 1/2008 Rydzewski D19/26
 D577,766 S * 9/2008 Rydzewski D19/26
 D682,933 S * 5/2013 Bowman D19/26
 D688,302 S * 8/2013 Chung
 D690,352 S * 9/2013 Bowman D19/26
 D690,354 S * 9/2013 Bowman D19/26
 D691,195 S * 10/2013 Klosky B42F 7/02
 D19/26

8,567,659 B2 10/2013 Chung
 D718,531 S * 12/2014 Hitzler D3/299
 D719,214 S * 12/2014 Klosky D19/26
 D729,872 S * 5/2015 Leonard D19/26
 D739,893 S * 9/2015 Klosky D19/26
 9,156,303 B2 10/2015 DeCarlo et al.
 D752,683 S * 3/2016 Rowe D19/27
 D757,174 S * 5/2016 Rowe D19/27
 D790,628 S * 6/2017 Klosky D19/26
 D843,451 S * 3/2019 Benton D19/26
 D865,058 S 10/2019 DeCarlo et al.

OTHER PUBLICATIONS

File Folder with Pocket, shop.depotcatalog.com, date published Dec. 20, 2015, date retrieved Jun. 27, 2022—U.S. Appl. No. 29/771,482—
<https://tineye.com/search/24aaa351242ec44863c0fe15bc6ce58f4dcf1622?sort=score&order=desc&page=1> (Year: 2015).*

* cited by examiner

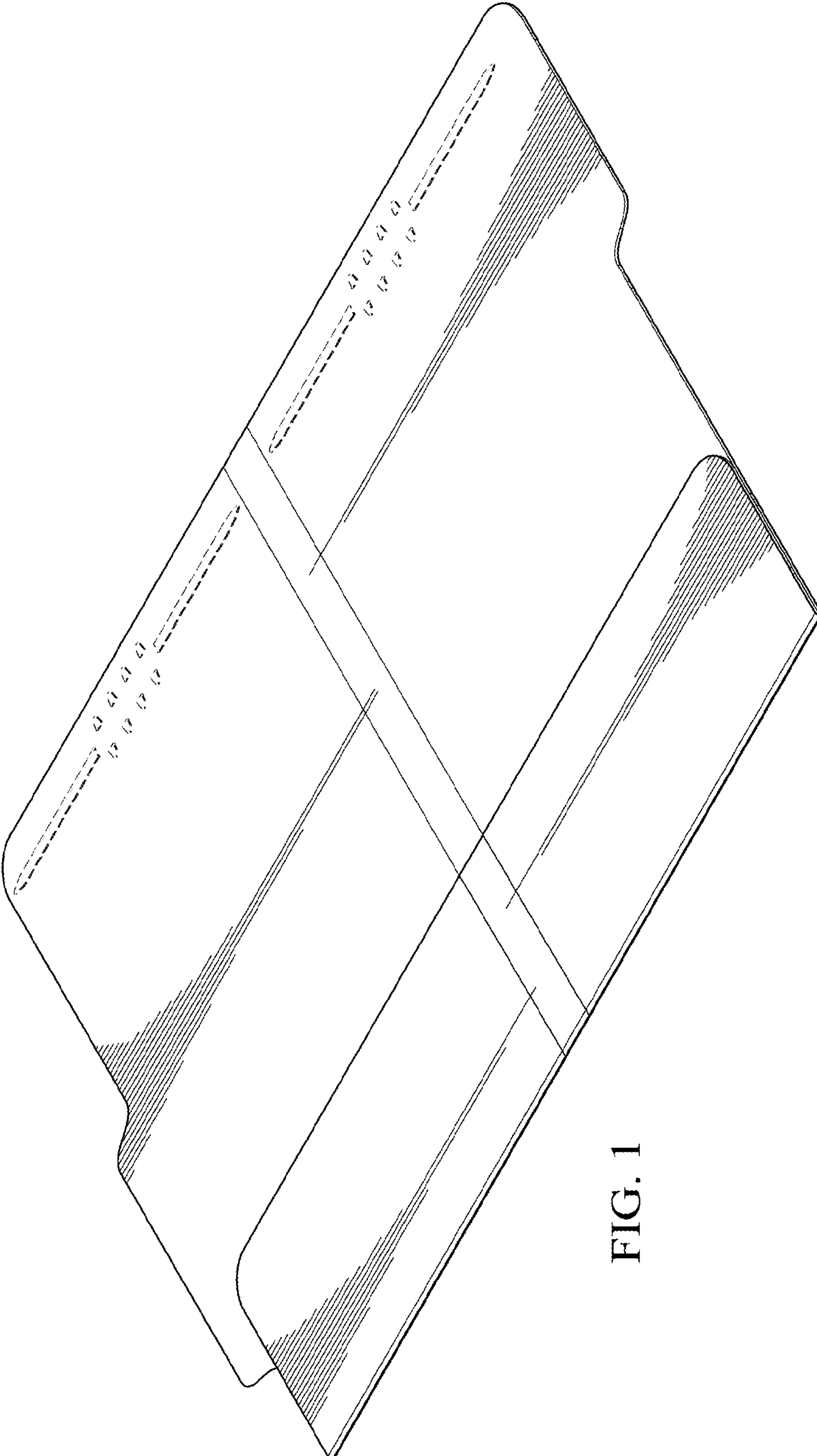


FIG. 1

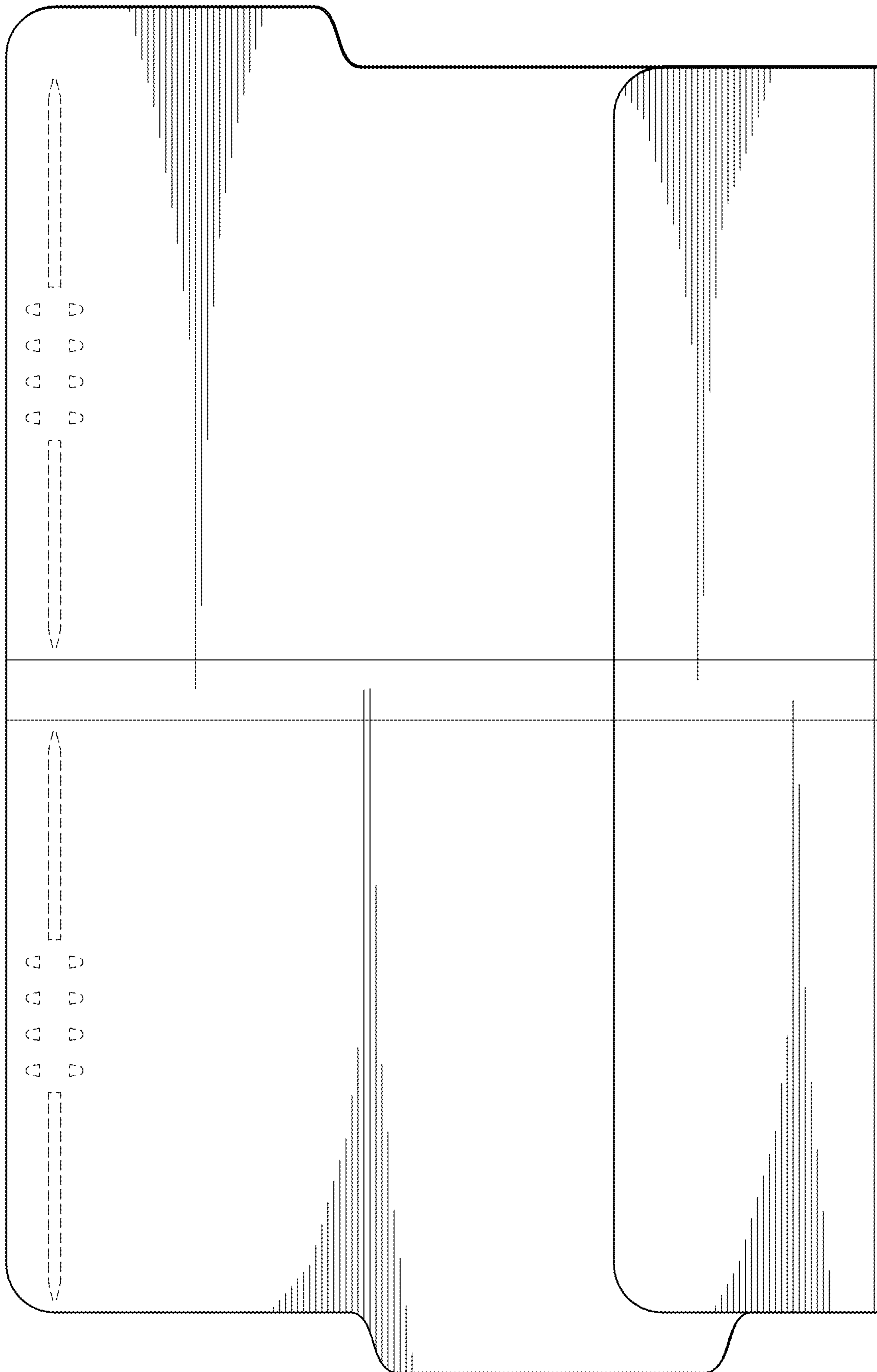


FIG. 2

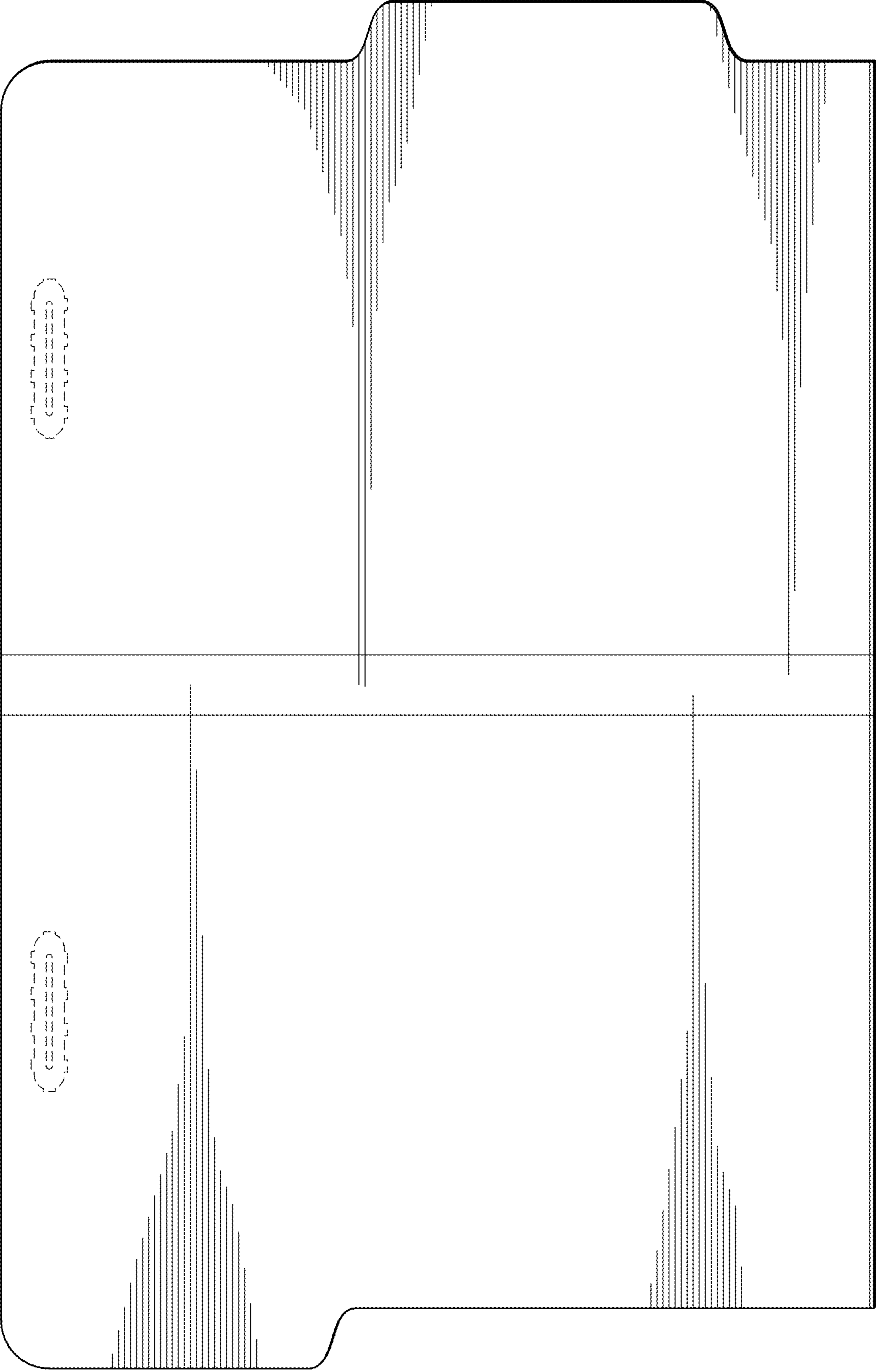


FIG. 3

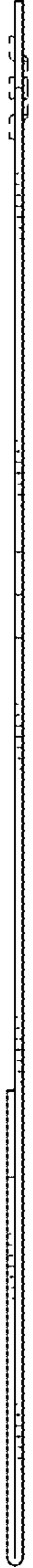


FIG. 4

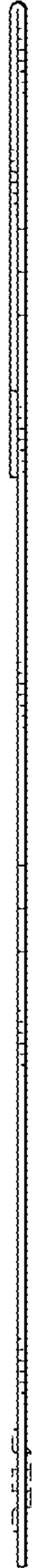


FIG. 5



FIG. 6

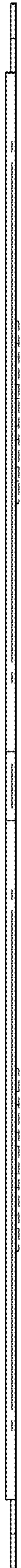
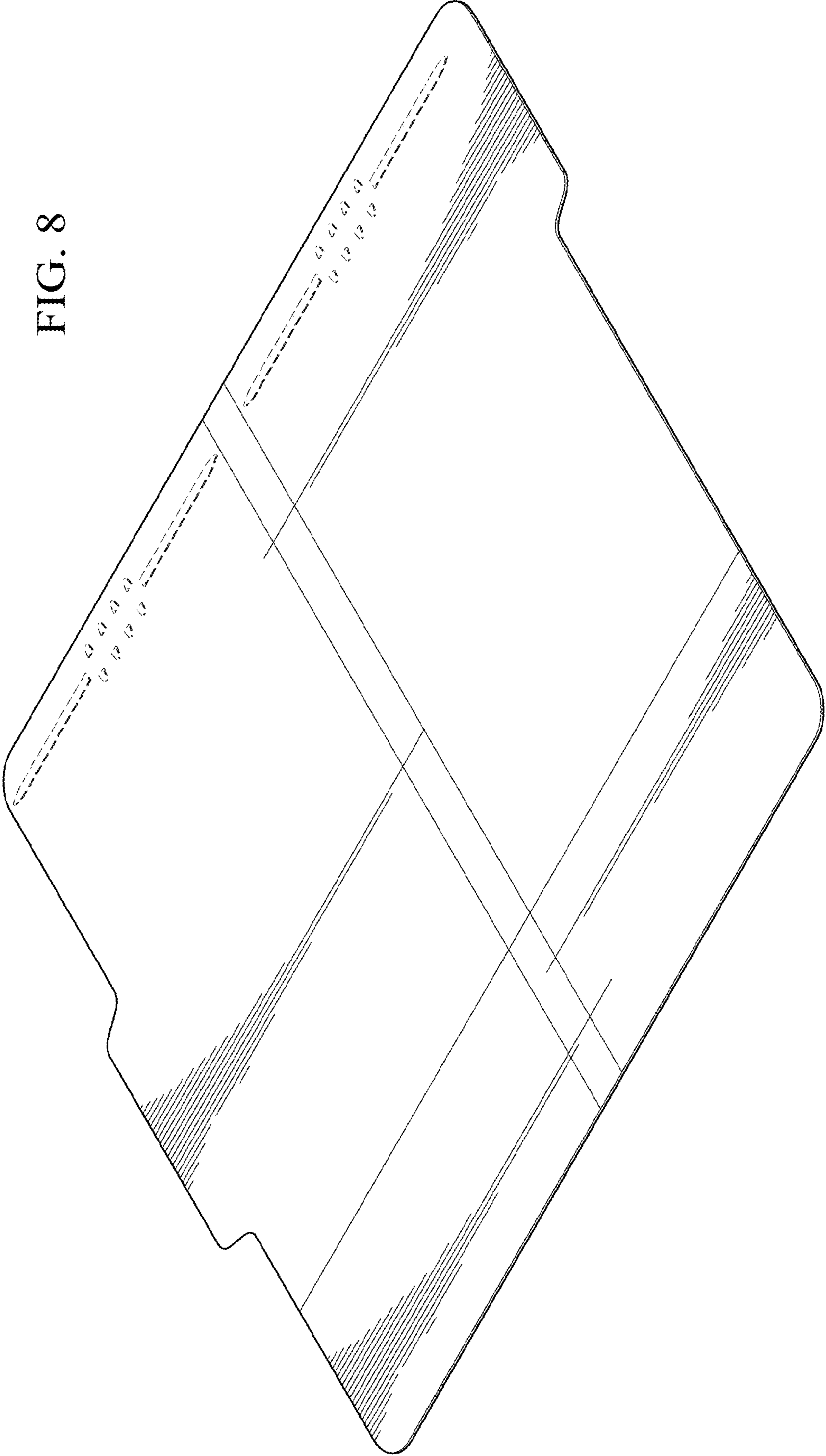


FIG. 7

FIG. 8



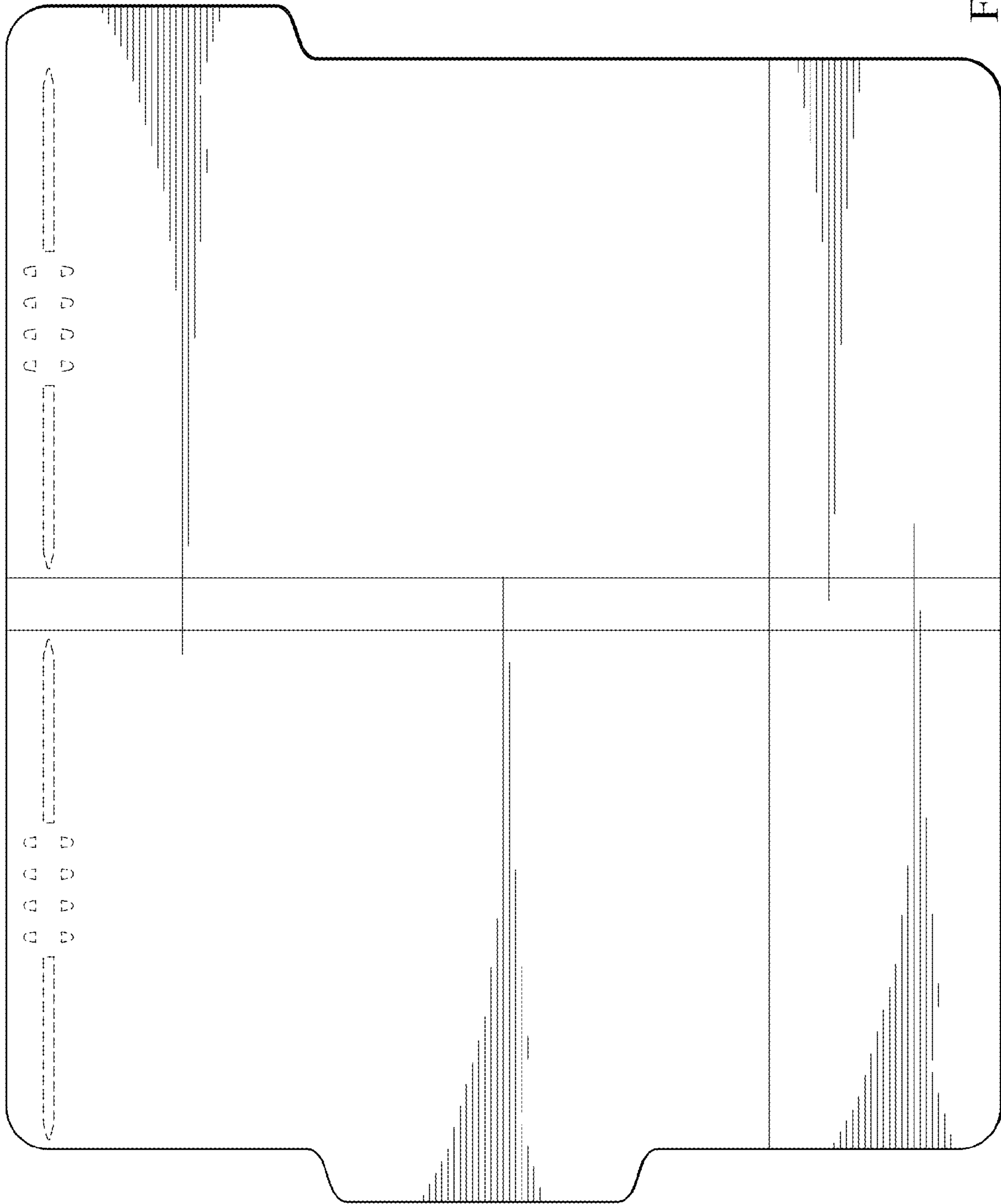


FIG. 9

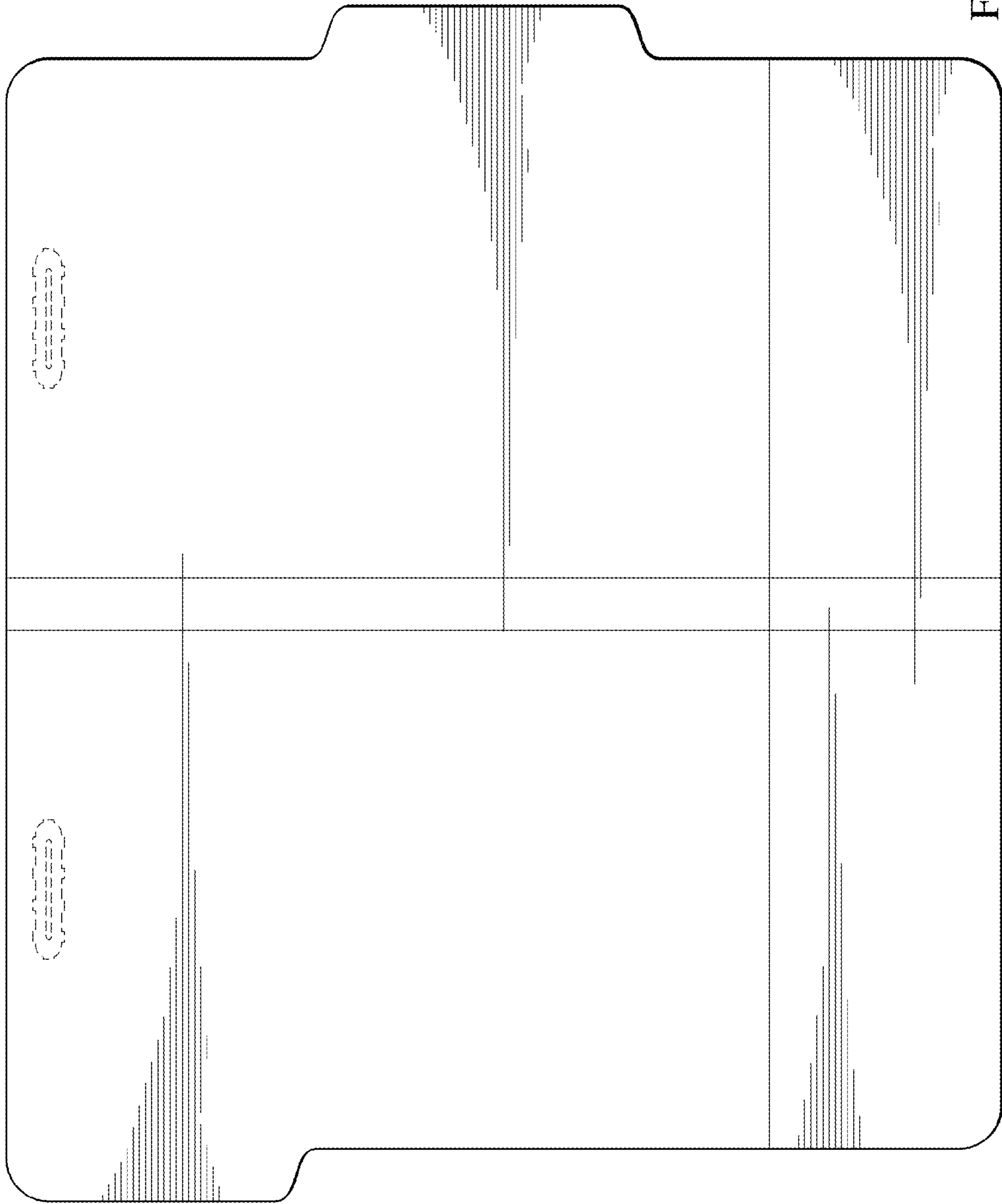


FIG. 10



FIG. 11



FIG. 12



FIG. 13

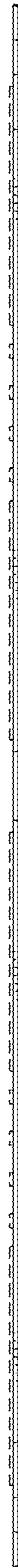


FIG. 14