



US00D978237S

(12) **United States Design Patent**
Armstrong et al.

(10) **Patent No.:** **US D978,237 S**

(45) **Date of Patent:** **** Feb. 14, 2023**

(54) **NUTRITION CHART**

(71) Applicant: **Root Functional Medicine PLC**,
Grand Rapids, MI (US)

(72) Inventors: **Erica Armstrong**, Grand Rapids, MI
(US); **Kelsey Stricklen**, Grand Rapids,
MI (US); **Grace Wittbold**, Grand
Rapids, MI (US)

(73) Assignee: **ROOT FUNCTIONAL MEDICINE
PLC**, Grand Rapids, MI (US)

(**) Term: **15 Years**

(21) Appl. No.: **29/803,355**

(22) Filed: **Aug. 12, 2021**

(51) **LOC (14) Cl.** **19-01**

(52) **U.S. Cl.**
USPC **D19/1**

(58) **Field of Classification Search**
USPC D19/1-8, 26-31, 10-11, 100; 283/36,
283/45, 61, 62, 72, 74, 75, 81, 93, 103,
283/105, 115, 117; 40/124.05-124.6, 1.5,
40/299.01, 641; 281/2, 3.1, 5, 22, 38, 41,
281/51; 229/92.1; 206/214, 371;
428/79, 199, 542.6; D5/57-61, 99;
402/79; 434/162
CPC B42D 15/00; B42D 15/0006; B42D
15/0033; B42D 15/0053; B42D 15/02;
G06Q 20/209

See application file for complete search history.

(56) **References Cited**

U.S. PATENT DOCUMENTS

1,410,342 A * 3/1922 Newell, Jr. A61B 5/1176
D19/64
3,977,106 A * 8/1976 Kapp G09F 7/00
40/495

D559,321 S * 1/2008 Armbrust D19/62
D959,550 S * 8/2022 Li D19/59

* cited by examiner

Primary Examiner — Abraham Bahta

(74) *Attorney, Agent, or Firm* — Dickinson Wright PLLC

(57) **CLAIM**

The ornamental design for a nutrition chart, as shown and described.

DESCRIPTION

FIG. 1 is a front-plan view of the nutrition chart showing our new design;

FIG. 2 is another front-plan view thereof;

FIG. 3 is a front-plan view of a second embodiment of the nutrition chart;

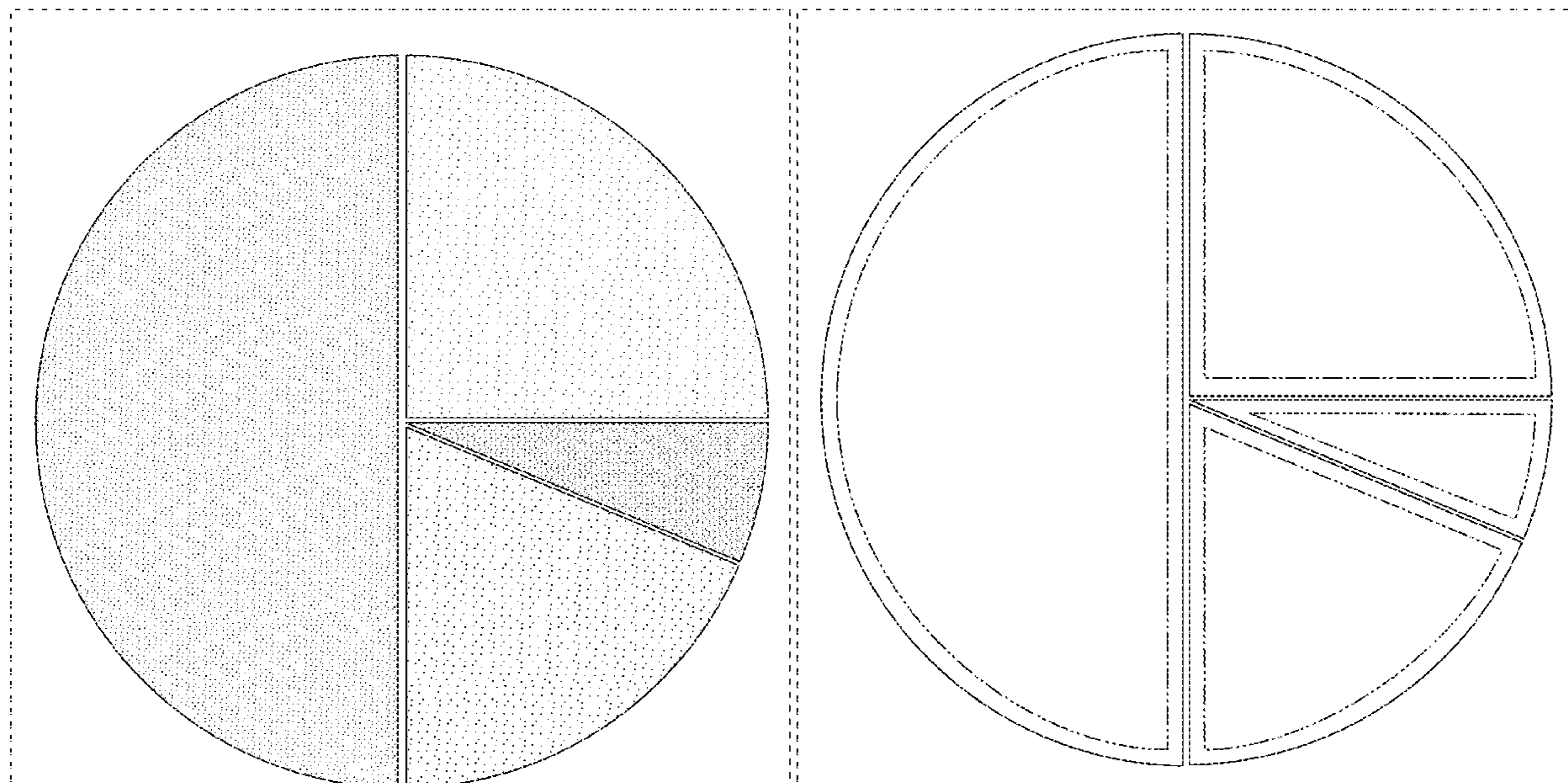
FIG. 4 is another front-plan view of the second embodiment;

FIG. 5 is a front-plan view of a third embodiment of the nutrition chart; and,

FIG. 6 is a front-plan view of a fourth embodiment of the nutrition chart.

The broken line disclosure in the drawings depicts environmental subject matter forming no part of the claimed designs. The dash-dot-dot-dash lines in FIGS. 5 and 6 define the interior boundaries of the claim. The stippling in FIGS. 1, 2, and 6 shows a contrast in color with no particular color being claimed thereby.

1 Claim, 6 Drawing Sheets






FIG. 1

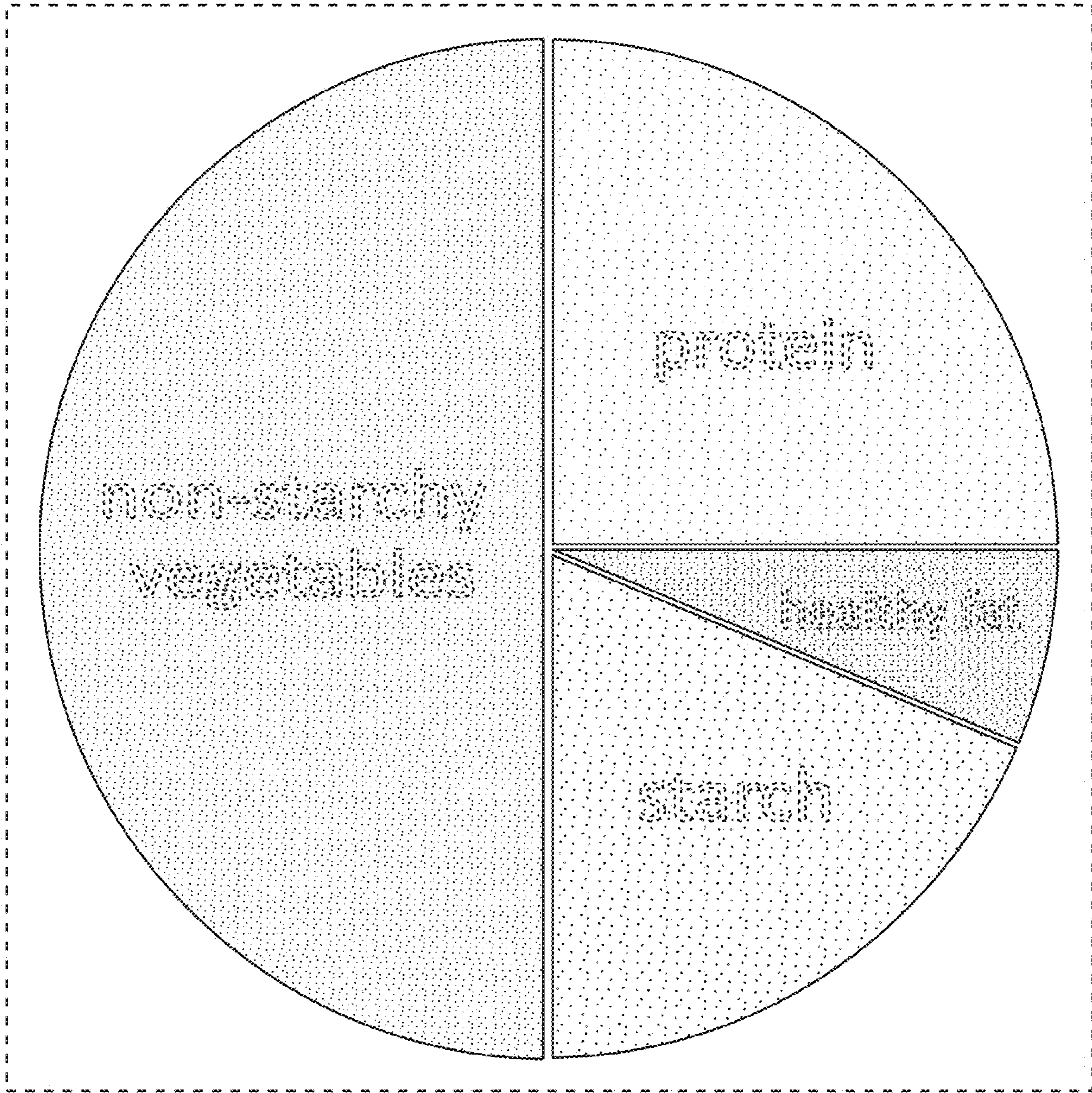


FIG. 2

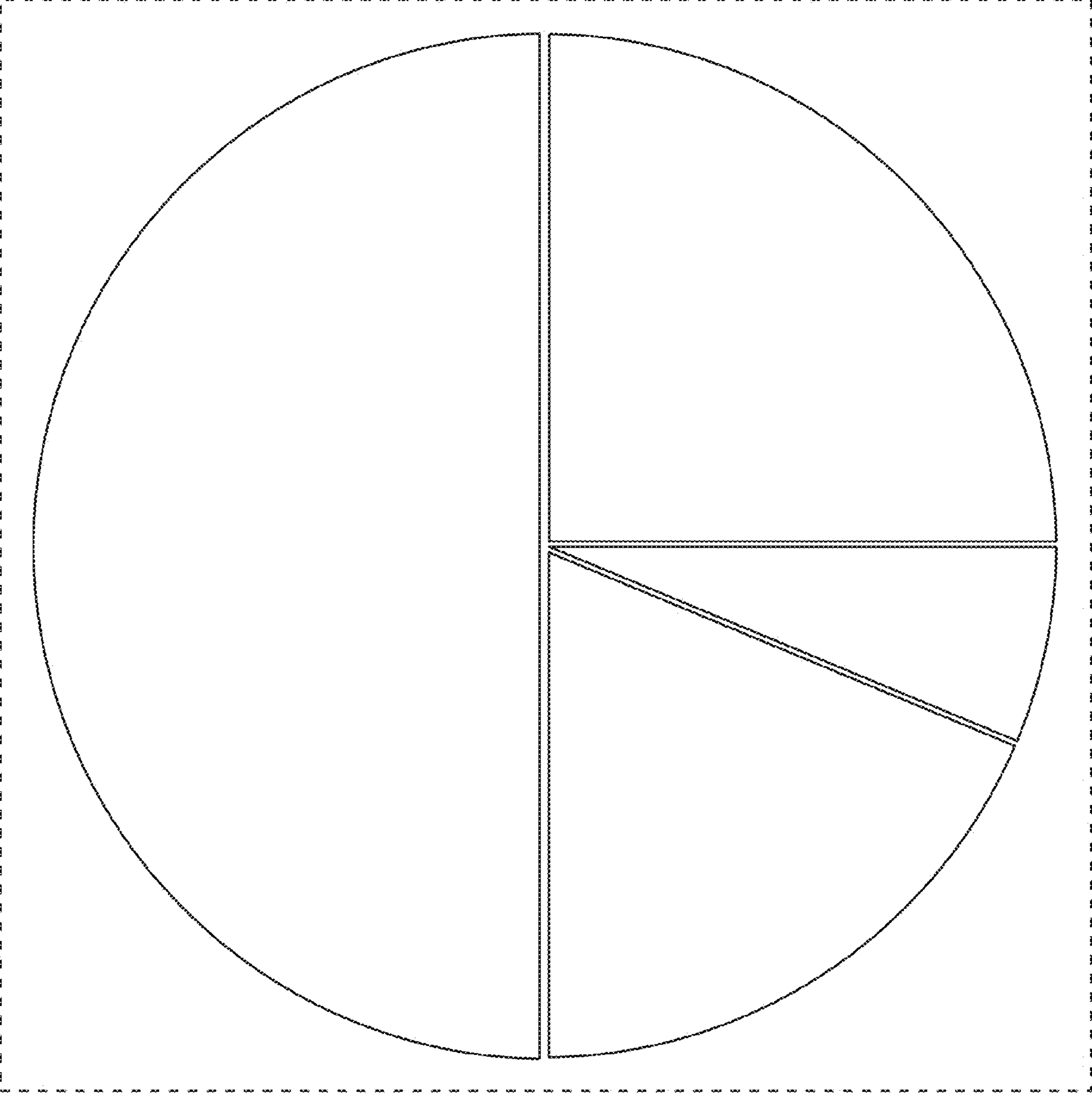


FIG. 3

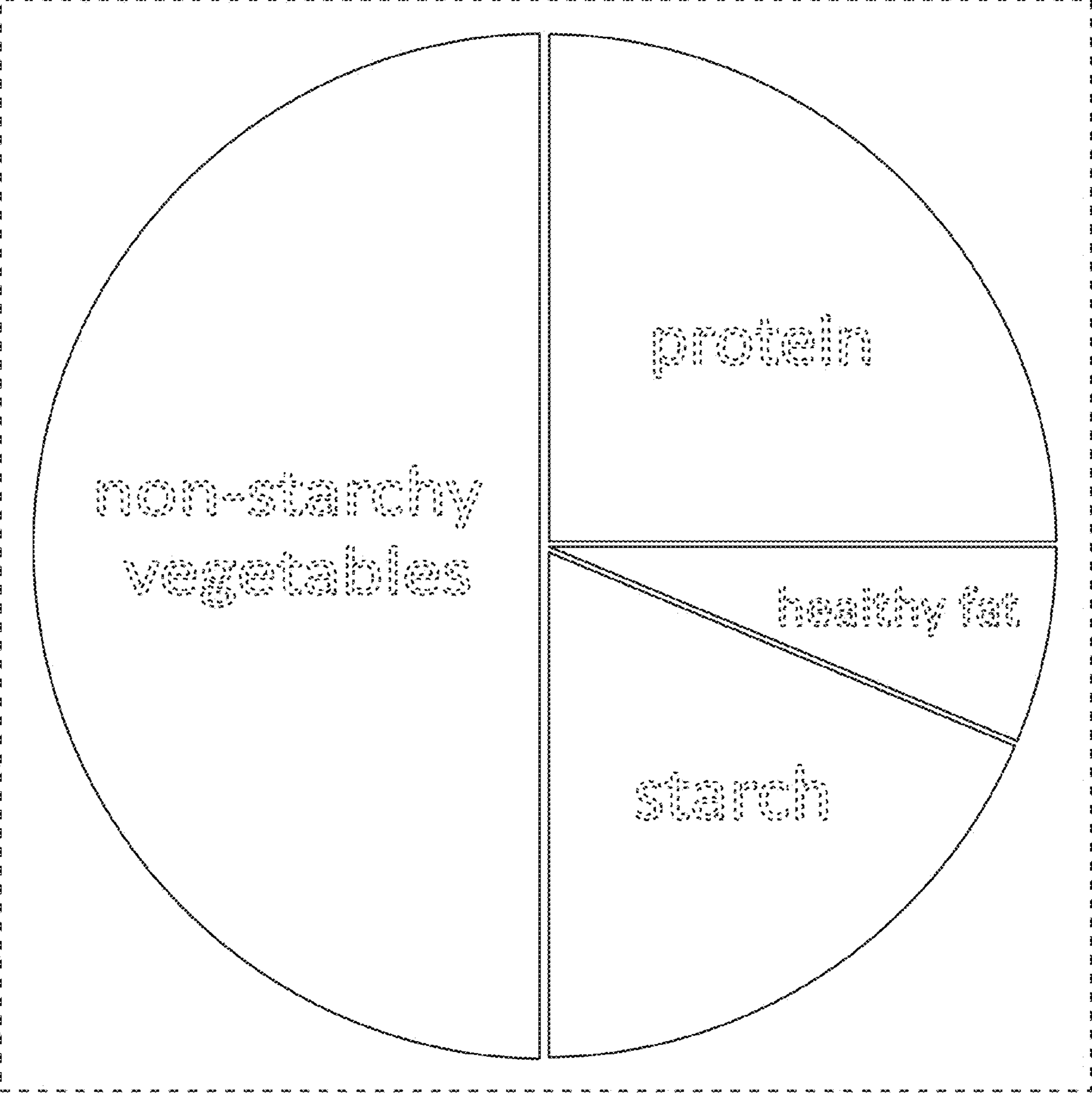


FIG. 4




FIG. 5




FIG. 6