



US00D978141S

(12) **United States Design Patent**
Song et al.

(10) **Patent No.:** **US D978,141 S**
(45) **Date of Patent:** **** Feb. 14, 2023**

(54) **ELECTRONIC DEVICE**

FOREIGN PATENT DOCUMENTS

(71) Applicant: **Samsung Electronics Co., Ltd.**,
Suwon-si (KR)

CN 306368124 * 3/2021
CN 306368126 * 3/2021

(Continued)

(72) Inventors: **Junyong Song**, Suwon-si (KR);
Byoungjin Kim, Suwon-si (KR);
Woohyeok Jeong, Suwon-si (KR);
Eunsoo Kim, Suwon-si (KR);
Junghyun Choi, Suwon-si (KR)

OTHER PUBLICATIONS

Samsung Electronics Galaxy Z Fold 2, date first available: Oct. 2,
2020, [retrieved Mar. 9, 2022], Retrieved from Internet, URL:
<<https://www.amazon.com/Samsung-Electronics-Factory-Unlocked-Smartphone/dp/B08KJ5P6WC>> (Year: 2020).*

(Continued)

(73) Assignee: **SAMSUNG ELECTRONICS CO., LTD.**,
Suwon-si (KR)

(**) Term: **15 Years**

Primary Examiner — Messina L Smith

Assistant Examiner — Aram Kwon

(21) Appl. No.: **29/748,580**

(74) *Attorney, Agent, or Firm* — McAndrews Held &
Malloy, Ltd.

(22) Filed: **Aug. 31, 2020**

(30) **Foreign Application Priority Data**

Apr. 27, 2020 (KR) 30-2020-0018523

(51) **LOC (14) Cl.** **14-02**

(52) **U.S. Cl.**
USPC **D14/341; D14/138 AB**

(58) **Field of Classification Search**
USPC D14/138 AA, 138 AB, 138 AC, 138 AD,
D14/138 C, 138 G, 248, 315–318,
D14/341–347, 371, 374; D6/308, 310;
D10/50, 65, 98, 104.1; D18/6–7;
D19/26, 59–60; D21/324, 329–330, 332;
D12/114, 223
CPC ... H04M 1/0202; H04M 1/0266; H04M 1/725
See application file for complete search history.

(57) **CLAIM**

The ornamental design for an electronic device, as shown
and described.

(56) **References Cited**

U.S. PATENT DOCUMENTS

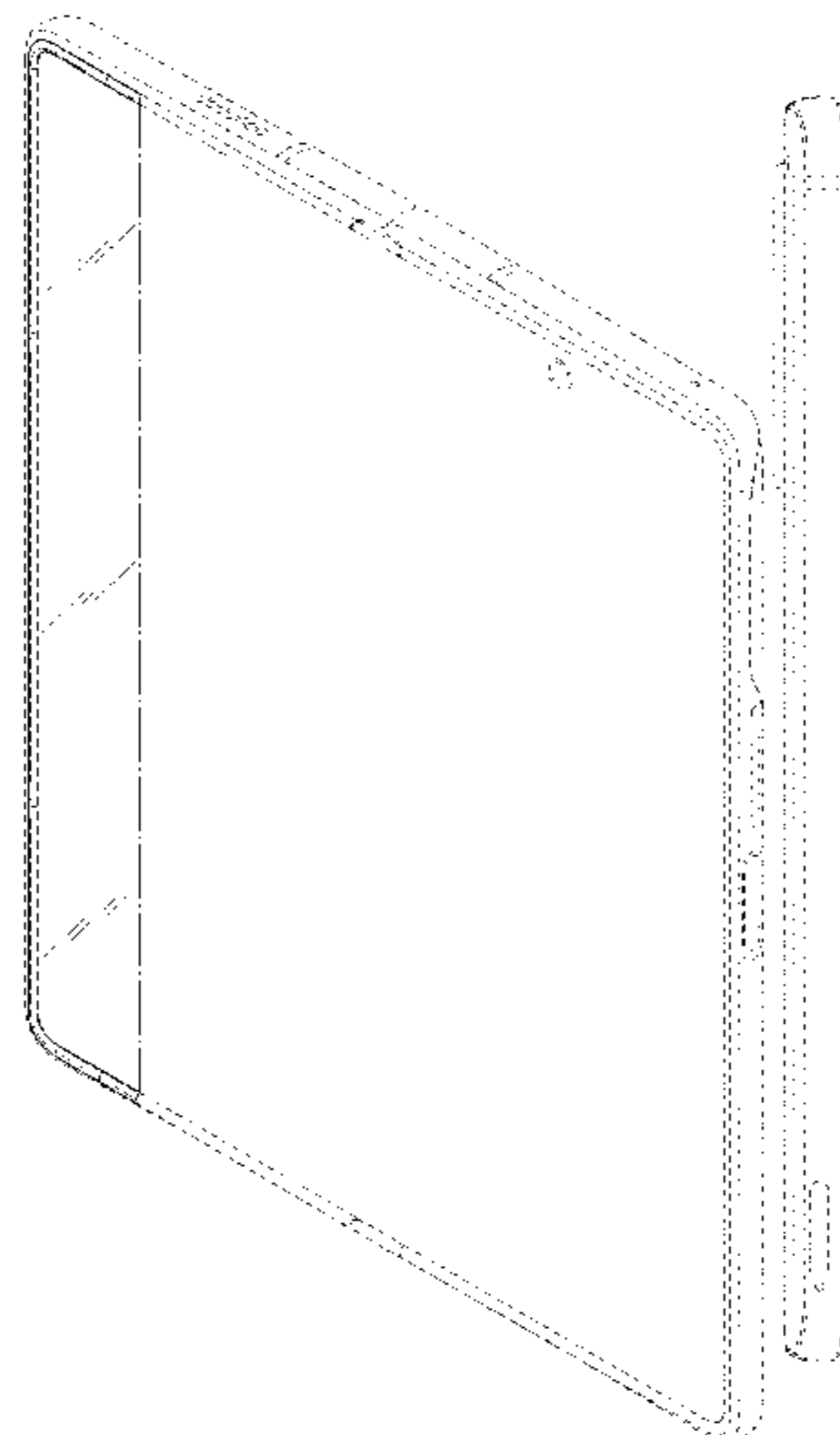
D796,499 S * 9/2017 Lee D14/341
D894,145 S * 8/2020 Lee D14/138 AB
D902,900 S * 11/2020 Seo D14/248
D902,901 S * 11/2020 Kim D14/248

(Continued)

DESCRIPTION

FIG. 1 is a front perspective view of an electronic device
showing our new design;
FIG. 2 is a front elevation view thereof;
FIG. 3 is a rear elevation view thereof;
FIG. 4 is a left side elevation view thereof;
FIG. 5 is a right side elevation view thereof;
FIG. 6 is a top plan view thereof; and,
FIG. 7 is a bottom plan view thereof.
The dashed broken lines in the figures illustrate portions of
the electronic device that form no part of the claimed design.
The dot-dash broken lines in the figures define the bound-
aries of the claimed design and form no part thereof.

1 Claim, 7 Drawing Sheets



(56)

References Cited

U.S. PATENT DOCUMENTS

D902,902 S * 11/2020 Kim D14/248
 D902,903 S * 11/2020 Kim D14/248
 D902,904 S * 11/2020 Kim D14/248
 D903,621 S * 12/2020 Kim D14/138 AB
 D904,367 S * 12/2020 Seo D14/248
 D904,368 S * 12/2020 Seo D14/248
 D904,379 S * 12/2020 Seo D14/248
 D904,380 S * 12/2020 Seo D14/248
 D905,029 S * 12/2020 Seo D14/248
 D905,670 S * 12/2020 Seo D14/248
 D919,589 S * 5/2021 Ji D14/138 G
 D920,303 S * 5/2021 Seo D14/248
 D920,304 S * 5/2021 Seo D14/248
 D920,305 S * 5/2021 Seo D14/248
 D920,308 S * 5/2021 Seo D14/248
 D920,309 S * 5/2021 Seo D14/248
 D920,310 S * 5/2021 Seo D14/248
 D920,311 S * 5/2021 Seo D14/248
 D920,312 S * 5/2021 Seo D14/248
 D920,314 S * 5/2021 Seo D14/248
 D920,315 S * 5/2021 Seo D14/248
 D920,316 S * 5/2021 Seo D14/248
 D926,172 S * 7/2021 Seo D14/248
 D926,173 S * 7/2021 Seo D14/248
 D926,174 S * 7/2021 Seo D14/248
 D926,175 S * 7/2021 Seo D14/248
 D934,213 S * 10/2021 Seo D14/248
 D934,214 S * 10/2021 Seo D14/248
 D934,215 S * 10/2021 Seo D14/248
 D934,847 S * 11/2021 Seo D14/248
 D942,437 S * 2/2022 Wang D14/248
 D951,219 S * 5/2022 Cho D14/138 AB
 D951,220 S * 5/2022 Cho D14/138 AB
 D957,376 S * 7/2022 Song D14/248
 D957,378 S * 7/2022 Seo D14/248
 D957,379 S * 7/2022 Seo D14/248
 D957,380 S * 7/2022 Seo D14/248
 D957,381 S * 7/2022 Seo D14/248
 D960,879 S * 8/2022 Seo D14/248
 D961,565 S * 8/2022 Kim D14/248
 D961,567 S * 8/2022 Song D14/248

D962,916 S * 9/2022 Seo D14/248
 D962,927 S * 9/2022 Song D14/341
 D962,928 S * 9/2022 Song D14/341
 D963,604 S * 9/2022 Zhang D14/138 AD
 D964,306 S * 9/2022 Gong D14/138 AB
 D964,336 S * 9/2022 Lee D14/248
 D964,357 S * 9/2022 Lee D14/345
 2015/0378397 A1 * 12/2015 Park G06F 1/1635
 361/679.27
 2020/0326754 A1 * 10/2020 Kim G06F 1/1615
 2021/0405706 A1 * 12/2021 Min H04M 1/0266

FOREIGN PATENT DOCUMENTS

CN 306992314 * 12/2021
 CN 307135718 * 3/2022
 JP D1643851 * 10/2019
 WO WOD215318-004 * 7/2021

OTHER PUBLICATIONS

First Galaxy Z Fold 2 Concept Is Here, Feb. 18, 2020, [retrieved Mar. 9, 2022], Retrieved from Internet, URL: <<https://www.androidheadlines.com/2020/02/first-galaxy-z-fold-2-concept-stunning.html>> (Year: 2020).*

Leak: Huawei Mate X2, Aug. 10, 2020, [retrieved Mar. 9, 2022], Retrieved from Internet, URL: <<https://www.androidauthority.com/huawei-mate-x2-design-1146172/>> (Year: 2020).*

Samsung announces the Galaxy Z Fold 2, Aug. 5, 2020, [retrieved Mar. 9, 2022], Retrieved from Internet, URL: <<https://www.theverge.com/2020/8/5/21349537/samsung-galaxy-z-fold-2-specs-camera-screen-design>> (Year: 2020).*

Samsung Galaxy Z Fold 2 review, Sep. 11, 2020, [retrieved Mar. 9, 2022], Retrieved from Internet, URL: <<https://www.engadget.com/samsung-galaxy-z-fold-2-review-5g-foldable-phone-specs-price-143057288.html>> (Year: 2020).*

Samsung's Galaxy Z Fold 2, Aug. 7, 2020, [retrieved Mar. 9, 2022], Retrieved from Internet, URL: <<https://www.cnet.com/tech/mobile/samsung-galaxy-z-fold-2-2020-fit-in-pocket-better-than-original-galaxy-fold-foldable-phone/>> (Year: 2020).*

* cited by examiner

FIG. 1

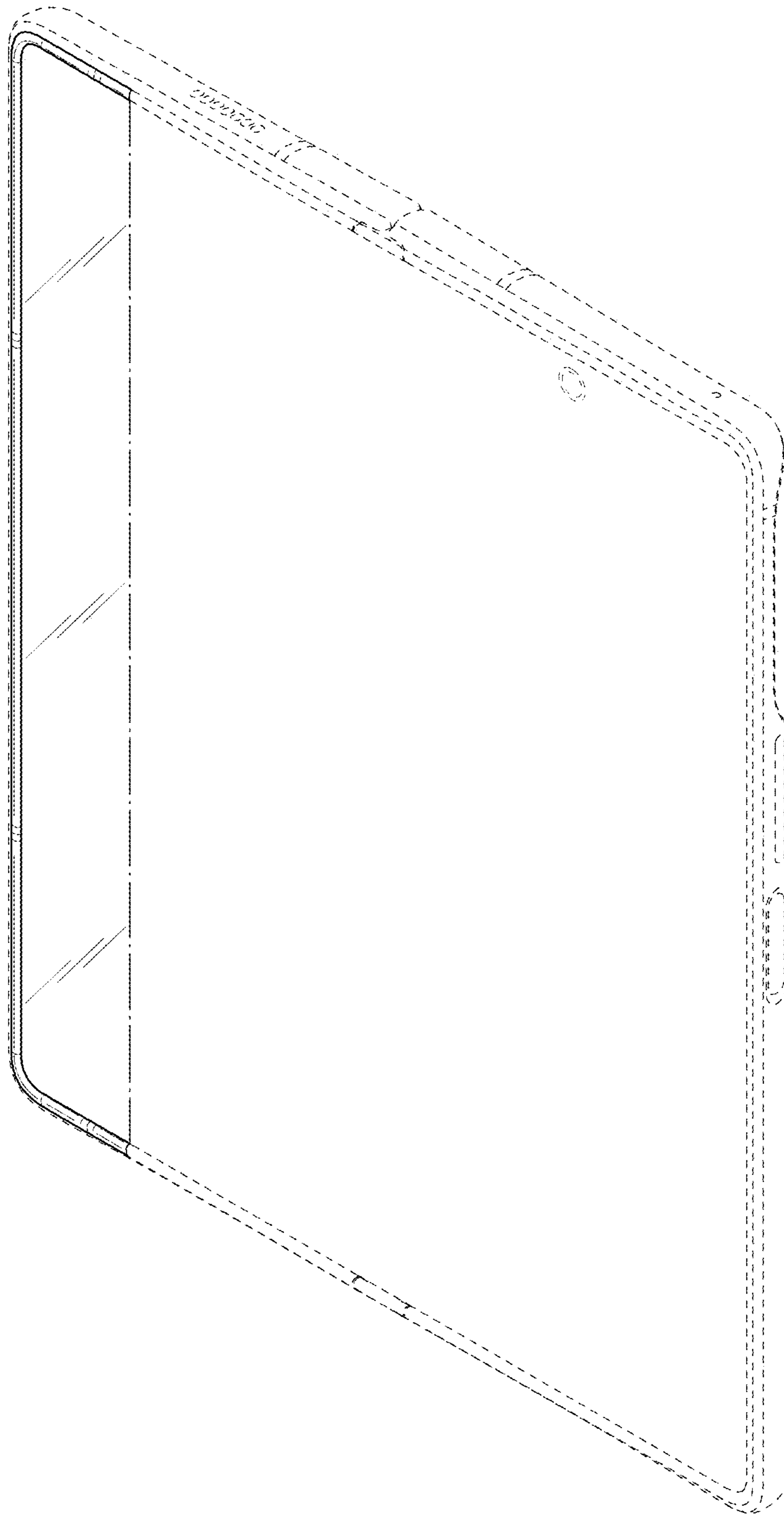


FIG. 2




FIG. 3




FIG. 4

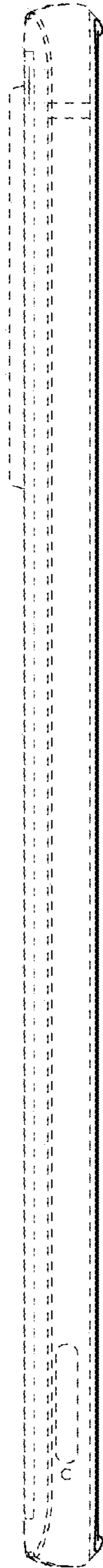


FIG. 5

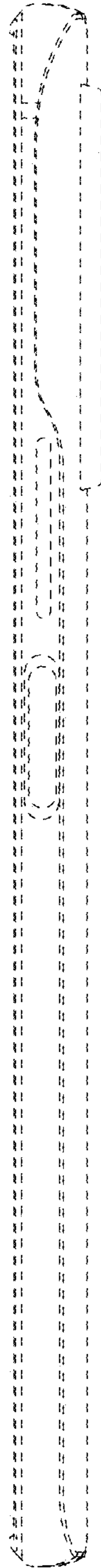


FIG. 6




FIG. 7

