



US00D978112S

(12) **United States Design Patent**
Mackrell et al.

(10) **Patent No.:** **US D978,112 S**

(45) **Date of Patent:** **** Feb. 14, 2023**

(54) **GRILLE FOR RADIO EQUIPMENT AND ACCESSORIES**

(71) Applicant: **TAIT INTERNATIONAL LIMITED**,
Christchurch (NZ)

(72) Inventors: **Rodney Stephen Mackrell**,
Christchurch (NZ); **Daniel Richard Foster**,
Christchurch (NZ); **Craig William Baxter**,
Christchurch (NZ); **Malcolm James Falconer**,
Christchurch (NZ)

(73) Assignee: **TAIT INTERNATIONAL LIMITED**,
Christchurch (NZ)

(**) Term: **15 Years**

(21) Appl. No.: **29/686,400**

(22) Filed: **Apr. 4, 2019**

(51) **LOC (14) Cl.** **14-01**

(52) **U.S. Cl.**
USPC **D14/219**

(58) **Field of Classification Search**
USPC ... D14/137, 172, 194, 196, 204, 207, 209.1,
D14/210-216, 219, 221, 224-229;
D12/579; 181/99; 381/681
CPC . H04R 25/00; H04R 1/02; H04R 5/02; H04R
9/08; F16M 11/38; F16M 13/00; F16M
11/00

See application file for complete search history.

(56) **References Cited**

U.S. PATENT DOCUMENTS

D389,152 S * 1/1998 Kurihara D14/215
D415,985 S * 11/1999 Le D12/574
D559,772 S * 1/2008 Souchet D12/583
D623,316 S * 9/2010 Moore G02B 5/124
D25/138
D668,117 S * 10/2012 Shimizu D25/138

D702,666 S * 4/2014 Foster D14/137
D710,829 S * 8/2014 Loudon D14/219
D757,452 S * 5/2016 Scherzer D5/59
D883,187 S * 5/2020 Schultz D12/594
D893,404 S * 8/2020 Taylor D12/579

(Continued)

Primary Examiner — Katie Jane Stoffko

(74) *Attorney, Agent, or Firm* — Ladas & Parry LLP;
Malcolm J. MacDonald

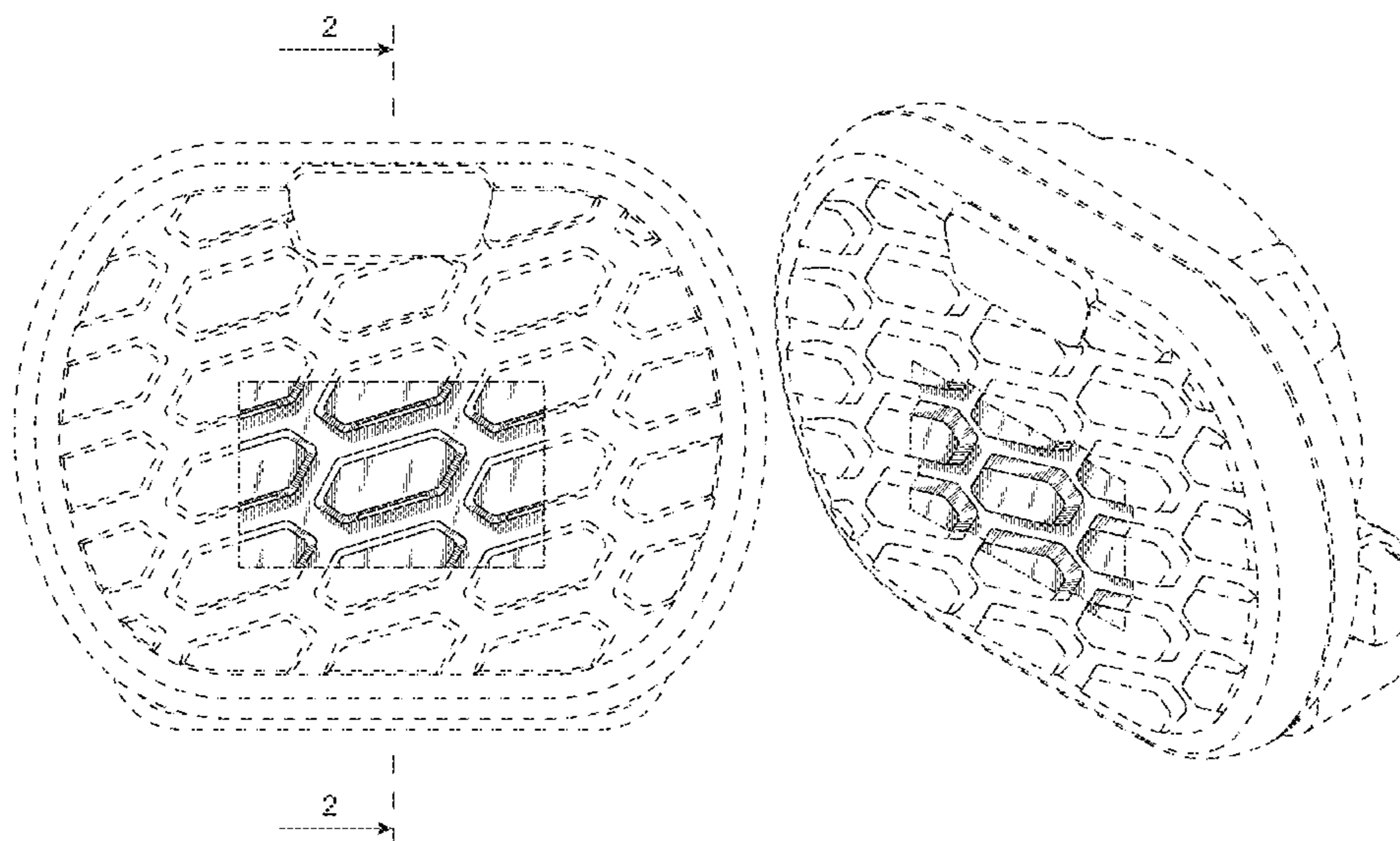
(57) **CLAIM**

The ornamental design for a grille for radio equipment and accessories, as shown and described.

DESCRIPTION

FIG. 1 is a front view of a grille for radio equipment and accessories showing our new design in an environment of use;
FIG. 2 is a cross-sectional view along line 2-2 in FIG. 1 thereof;
FIG. 3 is a left side view thereof;
FIG. 4 is a right side view thereof;
FIG. 5 is top plan view thereof;
FIG. 6 is a rear view thereof;
FIG. 7 is a top, front, and right side perspective view thereof, shown in an environment of use;
FIG. 8 is another front view thereof, shown in an environment of use;
FIG. 9 is another top, front, and right side perspective view thereof, shown in an environment of use;
FIG. 10 is another front view thereof, shown in an environment of use; and,
FIG. 11 is another top, front, and right side perspective view thereof, shown in an environment of use.
The evenly-spaced broken lines in FIGS. 1-11 illustrate portions of the grille for radio equipment and accessories that form no part of the claimed design. The dot-dash-dot broken lines in FIGS. 1-11 define bounds of the claim that form no part of the claimed design.

1 Claim, 11 Drawing Sheets



(56)

References Cited

U.S. PATENT DOCUMENTS

D927,409 S * 8/2021 Sun D12/579
D938,895 S * 12/2021 Sato D12/579
2016/0277818 A1* 9/2016 Jones H04R 1/023

* cited by examiner

FIG. 1

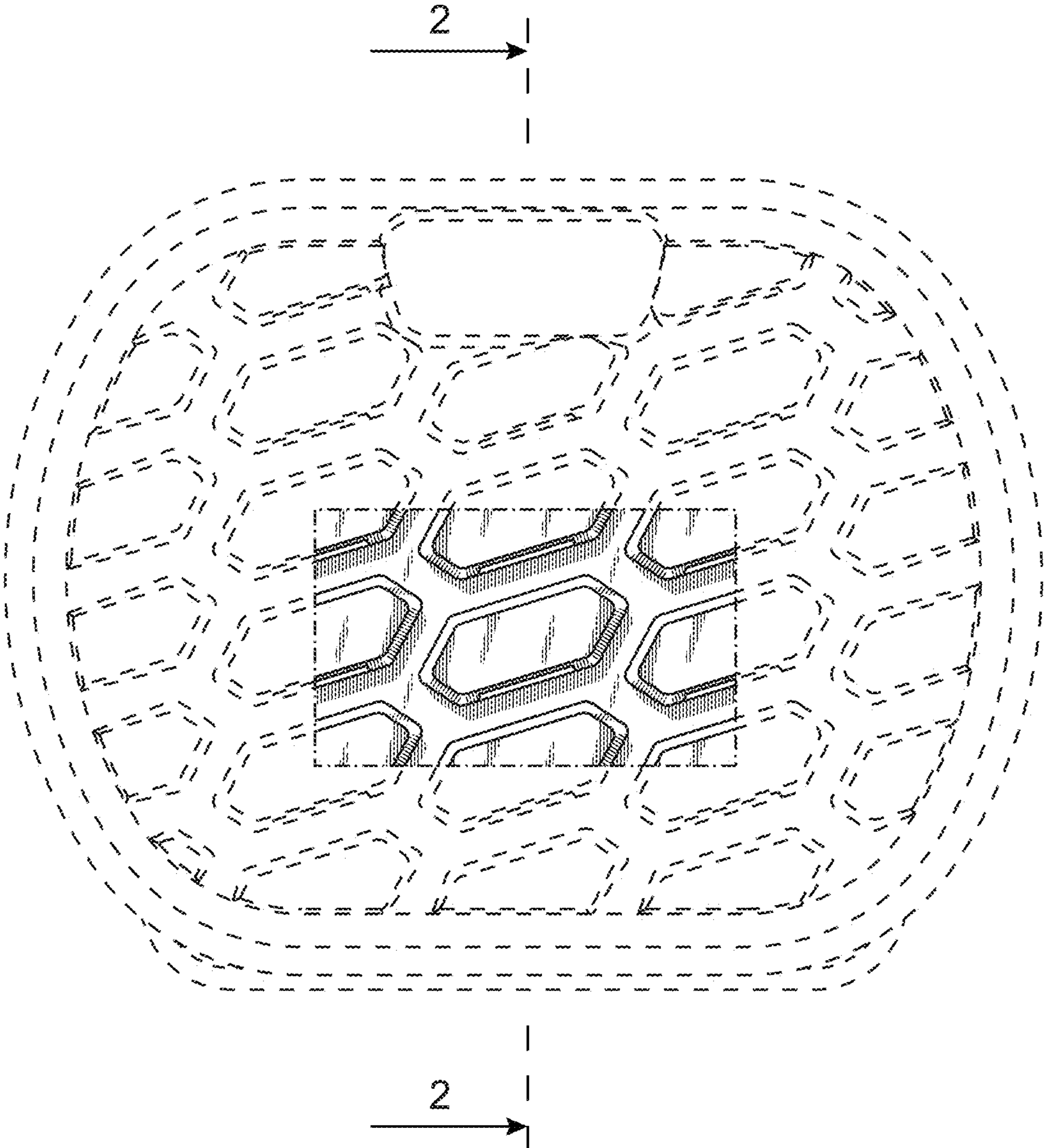




FIG. 2




FIG. 3



FIG. 4



FIG. 5

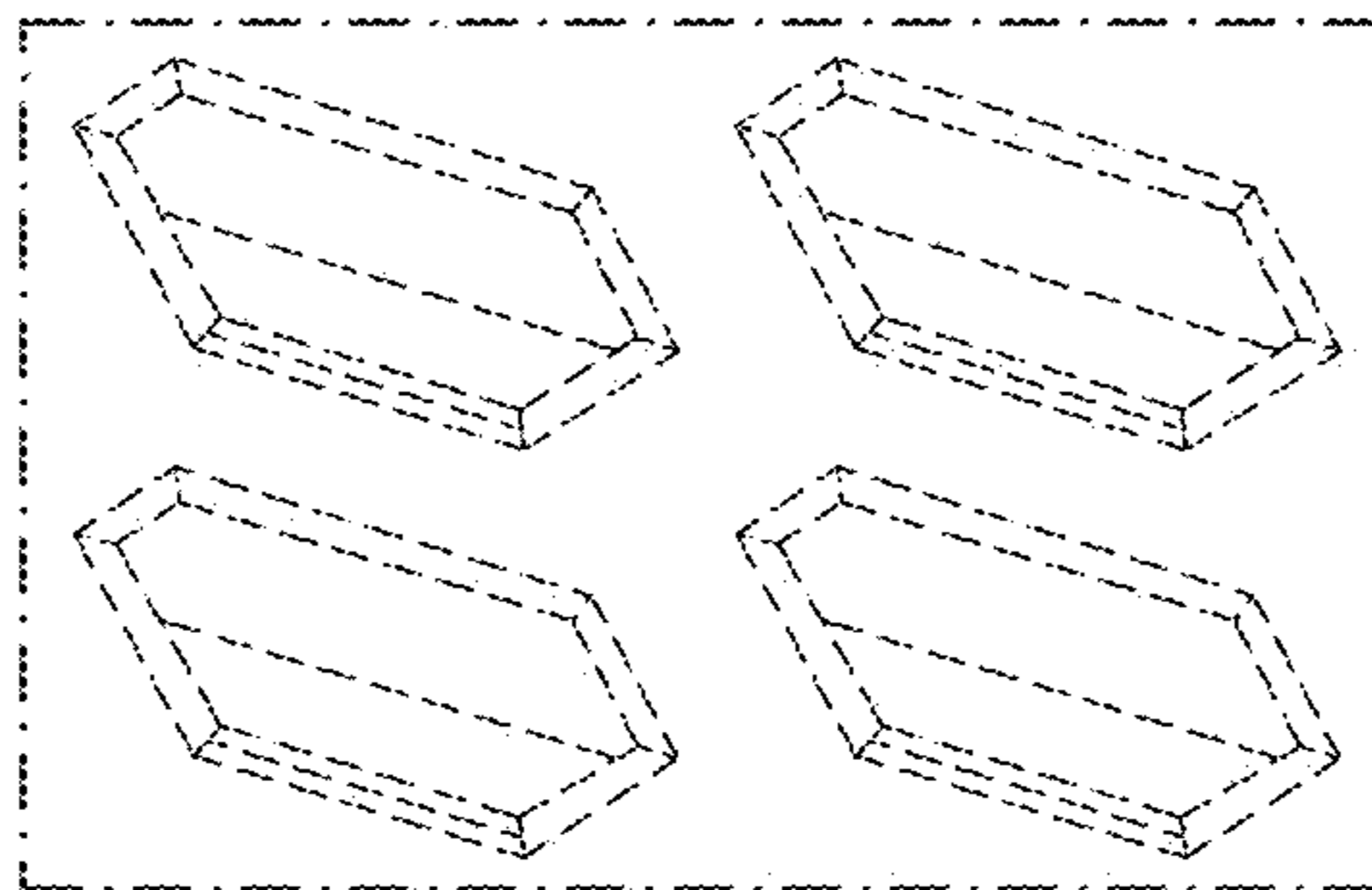


FIG. 6

FIG. 7

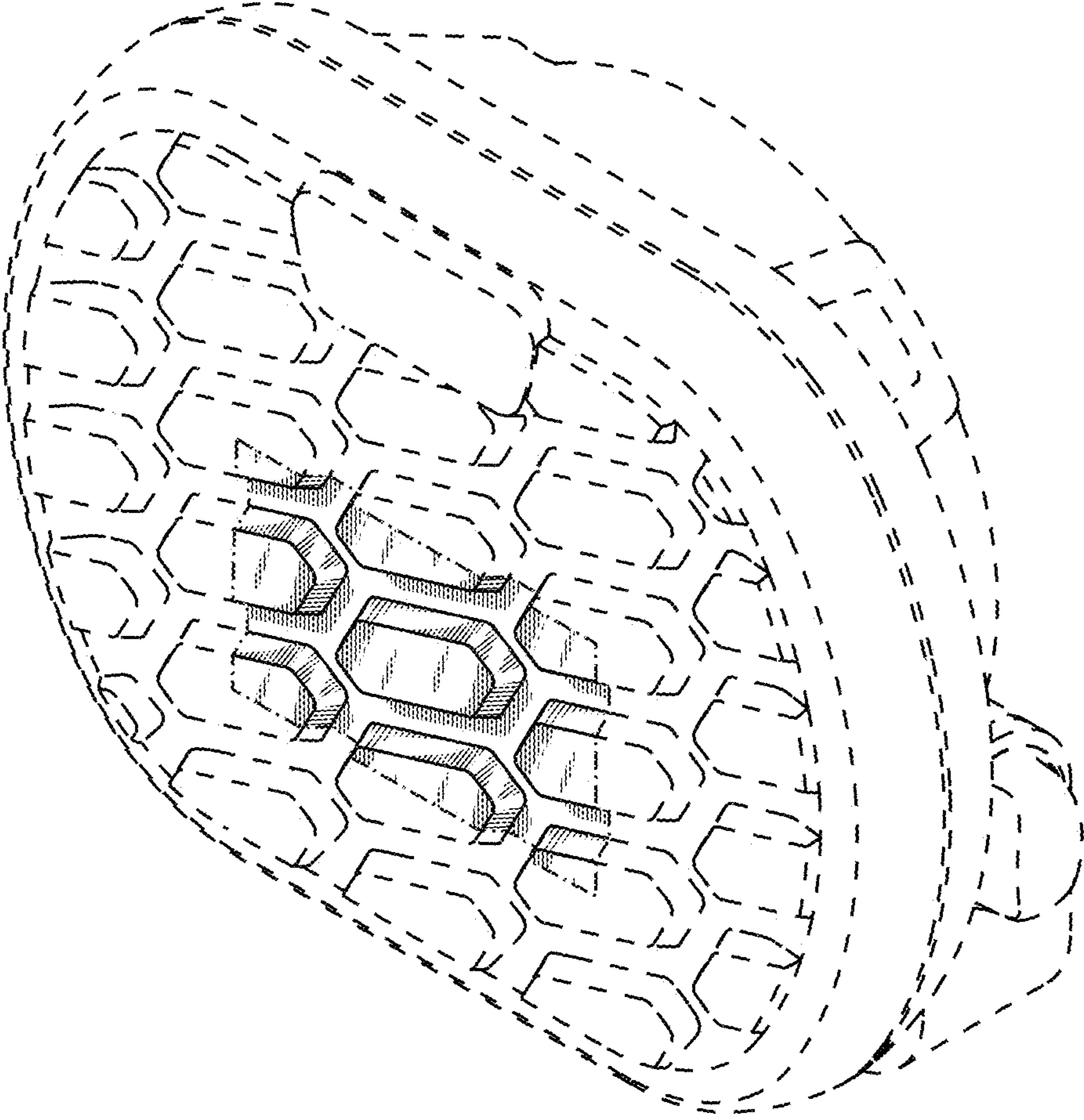


FIG. 8

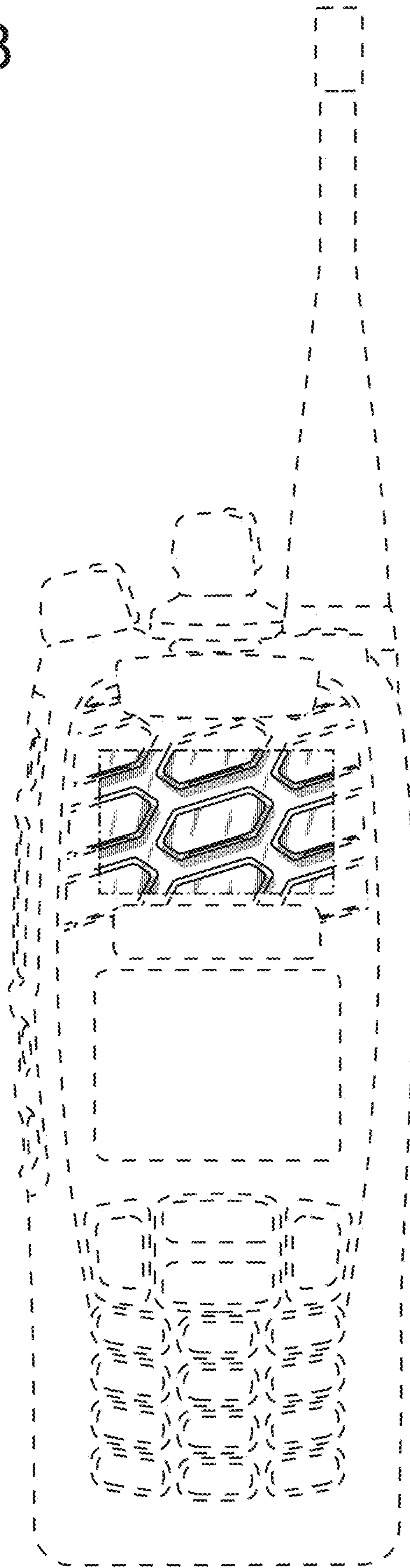


FIG. 9

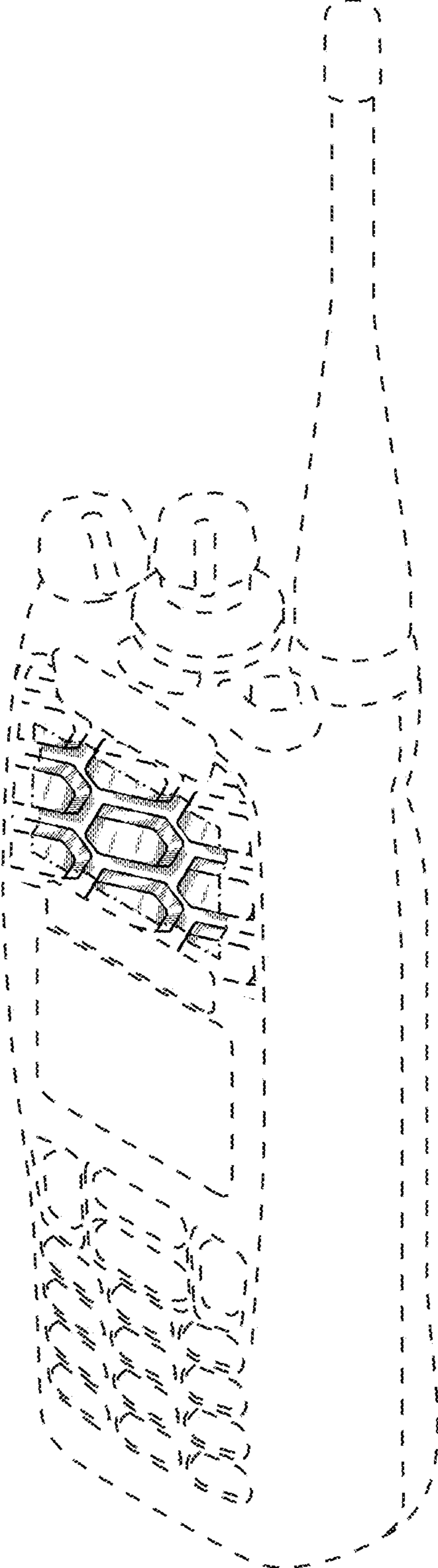


FIG. 10

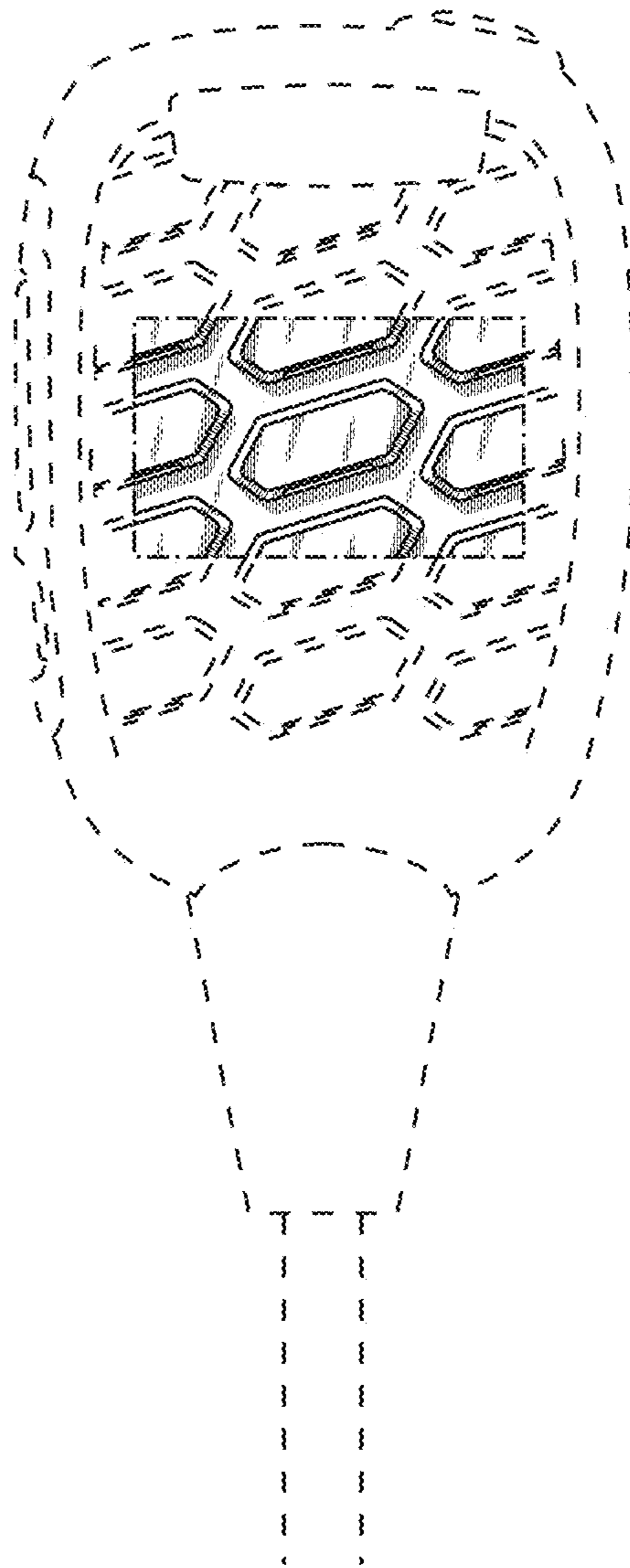


FIG. 11

