



US00D978069S

(12) **United States Design Patent**  
**Jung**

(10) **Patent No.:** **US D978,069 S**

(45) **Date of Patent:** **\*\* Feb. 14, 2023**

(54) **VEHICLE TYRE**  
(71) Applicant: **KUMHO TIRE CO., INC**, Gwangju (KR)  
(72) Inventor: **Haerim Jung**, Gwangju (KR)  
(\*\*) Term: **15 Years**  
(21) Appl. No.: **35/513,714**

D676,373 S \* 2/2013 Bachtel ..... D12/580  
D710,789 S \* 8/2014 Koog ..... D12/588  
D712,342 S \* 9/2014 Zhu ..... D12/588  
D727,251 S \* 4/2015 Zhu ..... D12/588  
D777,653 S \* 1/2017 Baker ..... D12/588  
D813,796 S \* 3/2018 Dixon ..... D12/900  
D868,681 S \* 12/2019 Koog ..... D12/588  
D874,390 S \* 2/2020 Wang ..... D12/588  
D884,589 S \* 5/2020 Fujioka ..... D12/580  
D886,036 S \* 6/2020 Jones ..... D12/588

\* cited by examiner

(22) Filed: **Aug. 19, 2021**

Primary Examiner — John A Voytek

(80) **Hague Agreement Data**

Int. Filing Date: **Aug. 19, 2021**  
Int. Reg. No.: **DM/217623**  
Int. Reg. Date: **Aug. 19, 2021**  
Int. Reg. Pub. Date: **Feb. 25, 2022**

(57) **CLAIM**

The ornamental design for a vehicle tyre, as shown and described.

(51) **LOC (14) Cl.** ..... **12-15**  
(52) **U.S. Cl.**  
USPC ..... **D12/588**

**DESCRIPTION**


(58) **Field of Classification Search**  
USPC ..... D12/568-604, 900  
CPC ..... Y10T 152/10027; B60C 1/0016; B60C 11/0306; B60C 11/0302; B60C 3/06; B60C 9/17  
See application file for complete search history.

- 1. Vehicle tyre
- 1.1 : Perspective
- 1.2 : Front
- 1.3 : Back
- 1.4 : Top
- 1.5 : Bottom
- 1.6 : Left
- 1.7 : Right

(56) **References Cited**  
U.S. PATENT DOCUMENTS

D555,080 S \* 11/2007 Radulescu ..... D12/587  
D675,977 S \* 2/2013 Bachtel ..... D12/588


**1 Claim, 7 Drawing Sheets**




1.1




1.2




1.3




1.4



1.5



1.6



1.7

