



US00D978066S

(12) **United States Design Patent**
Pisarczywicz et al.

(10) **Patent No.:** **US D978,066 S**

(45) **Date of Patent:** **** Feb. 14, 2023**

- (54) **TIRE FOR MOTORCYCLE**
- (71) Applicant: **SUMITOMO RUBBER INDUSTRIES, LTD.**, Kobe (JP)
- (72) Inventors: **Matthew Pisarczywicz**, Kobe (JP); **Neill Rampton**, Kobe (JP)
- (73) Assignee: **SUMITOMO RUBBER INDUSTRIES, LTD.**, Kobe (JP)
- (**) Term: **15 Years**
- (21) Appl. No.: **29/745,721**
- (22) Filed: **Aug. 7, 2020**
- (51) **LOC (14) Cl.** **12-15**
- (52) **U.S. Cl.**
USPC **D12/535**
- (58) **Field of Classification Search**
USPC D12/535
See application file for complete search history.

- D718,701 S * 12/2014 Isaka D12/535
- D748,041 S * 1/2016 Lucas D12/535
- D782,395 S * 3/2017 Vowles D12/535
- D810,659 S * 2/2018 Nakamura D12/535
- D861,578 S * 10/2019 Lucas D12/535
- D910,535 S * 2/2021 Shinomiya D12/535
- D931,783 S * 9/2021 Harada D12/535
- D934,153 S * 10/2021 Nakamura D12/535

* cited by examiner

Primary Examiner — George D. Kirschbaum

(74) *Attorney, Agent, or Firm* — Birch, Stewart, Kolasch & Birch, LLP

(57) **CLAIM**

The ornamental design for a tire for motorcycle, as shown and described.

DESCRIPTION

FIG. 1 is a front perspective view of a tire for motorcycle showing our new design;
 FIG. 2 is a front view thereof;
 FIG. 3 is a left side view thereof;
 FIG. 4 is a rear view thereof;
 FIG. 5 is a right side view thereof;
 FIG. 6 is a bottom view thereof;
 FIG. 7 is a top view thereof;
 FIG. 8 is a partial enlarged view of FIG. 2; and,
 FIG. 9 is a partial enlarged view of FIG. 3.

1 Claim, 9 Drawing Sheets

(56) **References Cited**

U.S. PATENT DOCUMENTS

- D637,139 S * 5/2011 Nakamura D12/535
- D684,521 S * 6/2013 Larregain D12/535
- D718,222 S * 11/2014 Winkelman D12/535





FIG. 1




FIG. 2



FIG. 3




FIG. 4



FIG. 5



FIG. 6




FIG. 7




FIG. 8



FIG. 9