



US00D978065S

(12) **United States Design Patent**  
**Ichiryu et al.**

(10) **Patent No.:** **US D978,065 S**

(45) **Date of Patent:** **\*\* Feb. 14, 2023**

- (54) **TIRE FOR MOTORCYCLE**
- (71) Applicant: **SUMITOMO RUBBER INDUSTRIES, LTD.**, Kobe (JP)
- (72) Inventors: **Yutaka Ichiryu**, Kobe (JP); **Yumiko Yoshida**, Kobe (JP)
- (73) Assignee: **SUMITOMO RUBBER INDUSTRIES, LTD.**, Kobe (JP)
- (\*\*) Term: **15 Years**
- (21) Appl. No.: **29/734,011**
- (22) Filed: **May 8, 2020**
- (51) **LOC (14) Cl.** ..... **12-15**
- (52) **U.S. Cl.**  
USPC ..... **D12/535**
- (58) **Field of Classification Search**  
USPC ..... D12/535  
See application file for complete search history.

- D782,395 S \* 3/2017 Vowles ..... D12/535
- D810,659 S \* 2/2018 Nakamura ..... D12/535
- D861,578 S \* 10/2019 Lucas ..... D12/535
- D910,535 S \* 2/2021 Shinomiya ..... D12/535
- D931,783 S \* 9/2021 Harada ..... D12/535
- D934,153 S \* 10/2021 Nakamura ..... D12/535

\* cited by examiner

*Primary Examiner* — George D. Kirschbaum  
(74) *Attorney, Agent, or Firm* — Birch, Stewart, Kolasch & Birch, LLP

(57) **CLAIM**

The ornamental design for a tire for motorcycle, as shown and described.

**DESCRIPTION**

FIG. 1 is a front perspective view of a tire for motorcycle showing our new design;  
FIG. 2 is a front view thereof;  
FIG. 3 is a left side view thereof;  
FIG. 4 is a rear view thereof;  
FIG. 5 is a right side view thereof;  
FIG. 6 is a bottom view thereof;  
FIG. 7 is a top view thereof; and,  
FIG. 8 is a partial enlarged view of FIG. 2.

**1 Claim, 8 Drawing Sheets**

- (56) **References Cited**  
U.S. PATENT DOCUMENTS  
D637,139 S \* 5/2011 Nakamura ..... D12/535  
D684,521 S \* 6/2013 Larregain ..... D12/535  
D718,222 S \* 11/2014 Winkelman ..... D12/535  
D718,701 S \* 12/2014 Isaka ..... D12/535  
D748,041 S \* 1/2016 Lucas ..... D12/535





FIG. 1




FIG. 2



FIG. 3



FIG. 4



FIG. 5




FIG. 6




FIG. 7






FIG. 8