

US00D978054S

(12) **United States Design Patent**
Liu et al.

(10) **Patent No.:** **US D978,054 S**
(45) **Date of Patent:** **** Feb. 14, 2023**

(54) **VEHICLE WHEEL**
(71) Applicant: **CITIC Dicastal Co., Ltd.**,
Qinhuangdao (CN)
(72) Inventors: **Zhichong Liu**, Qinhuangdao (CN);
Shiwen Xu, Qinhuangdao (CN);
Zhijia Zhu, Qinhuangdao (CN); **Zuo**
Xu, Qinhuangdao (CN)

D499,371 S * 12/2004 Koch D12/211
D541,726 S * 5/2007 Musser D12/211
D546,265 S * 7/2007 Young D12/211
D549,634 S * 8/2007 Foose D12/211
D553,550 S * 10/2007 Tirado D12/211
D570,760 S * 6/2008 Hieke D12/211
D593,019 S * 5/2009 Tirado D12/209
D618,607 S * 6/2010 Hilpert D12/211
D649,499 S * 11/2011 Krisch D12/209
D697,859 S * 1/2014 Borkert D12/211
D955,964 S * 6/2022 Saelzle D12/211

(73) Assignee: **CITIC Dicastal Co., Ltd.**,
Qinhuangdao (CN)

* cited by examiner

(**) Term: **15 Years**

Primary Examiner — Cary M Robinson

Assistant Examiner — Adam C Mager

(21) Appl. No.: **29/781,637**

(74) Attorney, Agent, or Firm — IPro, PLLC

(22) Filed: **Apr. 30, 2021**

(51) **LOC (14) Cl.** **12-16**

(57) **CLAIM**

(52) **U.S. Cl.**
USPC **D12/211**

The ornamental design for a vehicle wheel, as shown and described.

(58) **Field of Classification Search**
USPC D12/204–213, 501; D21/423, 533, 563,
D21/779

CPC B60B 7/00; B60B 7/01; B60B 7/02; B60B
7/04; B60B 7/06; B60B 3/02; B60B 3/04;
B60B 3/06; B60B 3/10; B60B 1/00;
B60B 1/08; B60B 1/10; B60B 1/12
See application file for complete search history.

DESCRIPTION


FIG. 1 is a front view of a vehicle wheel.
FIG. 2 is a perspective view of the vehicle wheel; and,
FIG. 3 is a left side view of the vehicle wheel.
The broken lines in the drawings illustrate portions of the
automotive wheel in which the design is embodied that form
no part of the claimed design.

(56) **References Cited**

U.S. PATENT DOCUMENTS

D258,503 S * 3/1981 Semple D12/211
D392,611 S * 3/1998 Echazabal D12/211

1 Claim, 3 Drawing Sheets






FIG. 1




FIG. 2




FIG. 3