

US00D978046S

(12) **United States Design Patent**
Skelley

(10) **Patent No.:** **US D978,046 S**

(45) **Date of Patent:** **** Feb. 14, 2023**

(54) **VEHICLE WHEEL**

(71) Applicant: **GM GLOBAL TECHNOLOGY OPERATIONS LLC**, Detroit, MI (US)

(72) Inventor: **Ryan D. Skelley**, Berkley, MI (US)

(73) Assignee: **GM Global Technology Operations LLC**, Detroit, MI (US)

(**) Term: **15 Years**

(21) Appl. No.: **29/775,331**

(22) Filed: **Mar. 23, 2021**

(51) **LOC (14) Cl.** **12-16**

(52) **U.S. Cl.**
USPC **D12/209**

(58) **Field of Classification Search**
USPC D12/204–213; D21/533, 548–550, 563
CPC B60B 7/00; B60B 7/02; B60B 7/04; B60B 7/01; B60B 7/06; B60B 3/02; B60B 3/04; B60B 3/06; B60B 3/10; B60B 1/00; B60B 1/08; B60B 1/10; B60B 1/12
See application file for complete search history.

D275,193 S	8/1984	Schinella
D277,661 S	2/1985	Cafaro et al.
D281,491 S	11/1985	Schinella
D282,159 S	1/1986	Schell et al.
D285,675 S	9/1986	Chandler
D285,676 S	9/1986	Clark
D285,677 S	9/1986	Menking
D285,786 S	9/1986	Munson
D291,879 S	9/1987	Boyle et al.
D292,389 S	10/1987	Boyle et al.
D292,390 S	10/1987	Ruzzin
D292,568 S	11/1987	Cafaro et al.
D292,569 S	11/1987	Cafaro et al.
D292,572 S	11/1987	Schell et al.
D292,574 S	11/1987	Cafaro et al.
D292,906 S	11/1987	Menking et al.
D292,907 S	11/1987	Cafaro et al.
D294,342 S	2/1988	Chapman
D298,528 S	11/1988	Burke et al.
D300,422 S	3/1989	Schinella
D301,865 S	6/1989	McIntosh
D301,866 S	6/1989	Chapman et al.
D302,004 S	7/1989	Chapman et al.
D310,811 S	9/1990	North et al.
D310,989 S	10/1990	North et al.
D310,990 S	10/1990	Chandler
D316,844 S	5/1991	Peloquin et al.
D323,806 S	2/1992	Stewart
D336,742 S	6/1993	Stewart
D345,127 S	3/1994	Stenglein et al.

(Continued)

Primary Examiner — Calvin E Vansant

(56) **References Cited**

U.S. PATENT DOCUMENTS

D258,503 S	3/1981	Semple
D258,504 S	3/1981	Schinella
D258,732 S	3/1981	Schinella
D259,484 S	6/1981	Welburn
D267,402 S	12/1982	Schinella
D267,562 S	1/1983	Palmer et al.
D267,564 S	1/1983	Wright
D268,105 S	3/1983	Schinella
D271,012 S	10/1983	Palmer et al.
D272,897 S	3/1984	Chapman
D273,781 S	5/1984	Chapman
D275,192 S	8/1984	Schinella

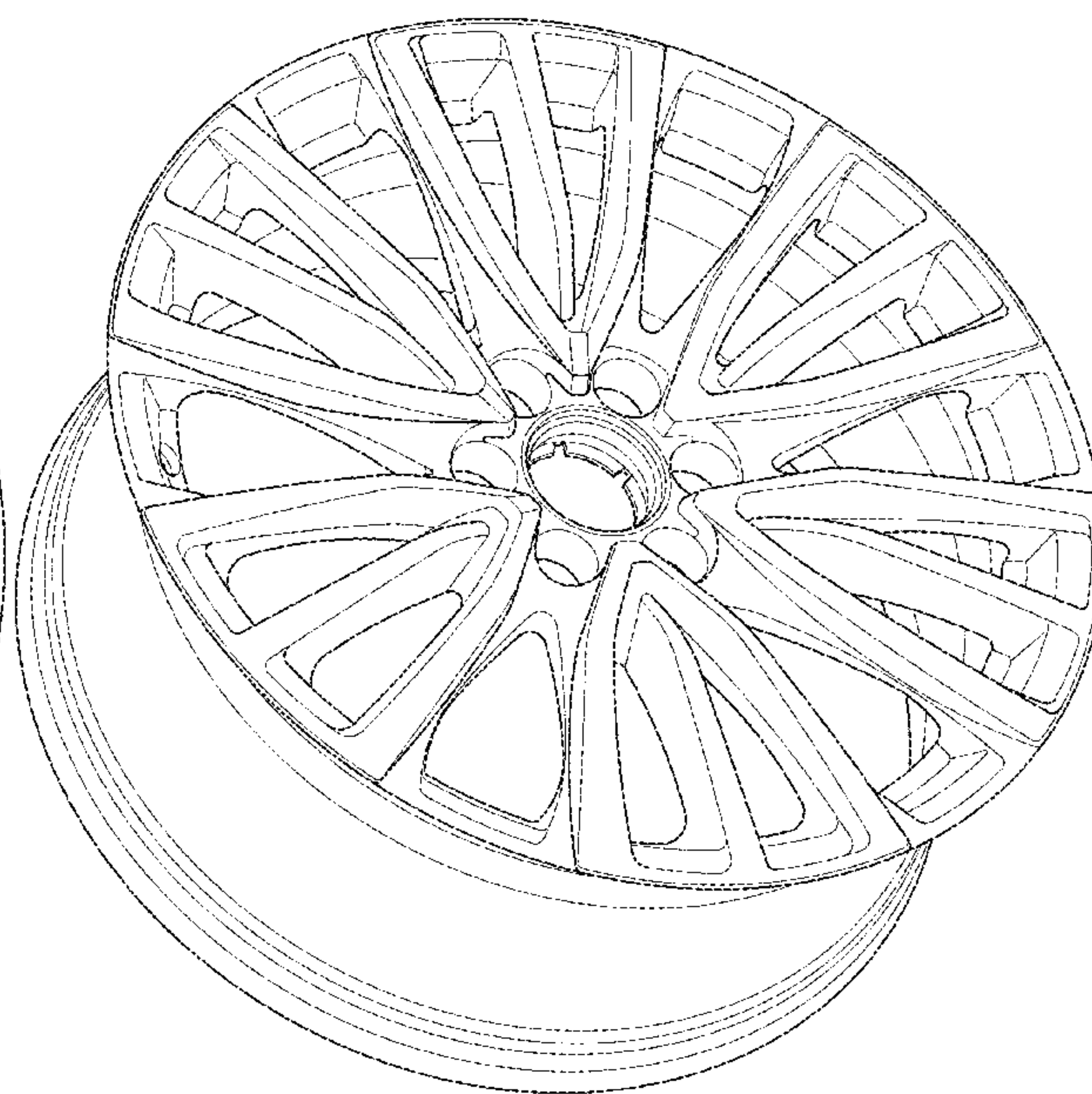

(57) **CLAIM**

The ornamental design for a vehicle wheel, as shown and described.

DESCRIPTION

FIG. 1 is a front elevational view of the vehicle wheel showing my new design; and, FIG. 2 is a front and left side perspective view thereof.

1 Claim, 2 Drawing Sheets



(56)

References Cited

U.S. PATENT DOCUMENTS

D513,727 S *	1/2006	Gallert	D12/211	D700,565 S	3/2014	Gonzalez	
D566,642 S *	4/2008	Scheu	D12/211	D727,823 S *	4/2015	Rueckheim	D12/209
D577,650 S *	9/2008	Chung	D12/211	D733,633 S *	7/2015	Gardavsky	D12/211
D594,802 S	6/2009	Gustafsson		D735,102 S	7/2015	Swaneger	
D612,787 S *	3/2010	Juergens	D12/209	D735,630 S	8/2015	Swaneger	
D613,661 S	4/2010	Lee et al.		D751,015 S *	3/2016	Mahoney	D12/209
D635,499 S *	4/2011	Nissl	D12/211	D775,049 S	12/2016	Scheer et al.	
D638,768 S *	5/2011	Nissl	D12/211	D776,594 S *	1/2017	Rueckheim	D12/209
D648,254 S	11/2011	Barry		D777,639 S *	1/2017	Krause	D12/209
D655,658 S	3/2012	Noone et al.		D780,084 S	2/2017	Scheer et al.	
D655,659 S *	3/2012	Schweizer	D12/209	D780,085 S *	2/2017	Bjerke	D12/209
D656,877 S	4/2012	Ikeda et al.		D803,128 S *	11/2017	Svensson	D12/209
D664,081 S	7/2012	Muller		D820,761 S *	6/2018	Badstuebner	D12/211
D666,953 S *	9/2012	Pollmann	D12/209	D836,526 S	12/2018	Skelley	
D670,634 S	11/2012	Lee		D847,064 S *	4/2019	Egan	D12/209
D670,636 S *	11/2012	Juergens	D12/211	D856,257 S *	8/2019	Gregory	D12/211
D684,516 S	6/2013	Bennion		D885,294 S *	5/2020	Chi	D12/211
				D890,065 S *	7/2020	Metros	D12/209
				D904,272 S *	12/2020	Licklitter	D12/209

* cited by examiner




FIG. 1

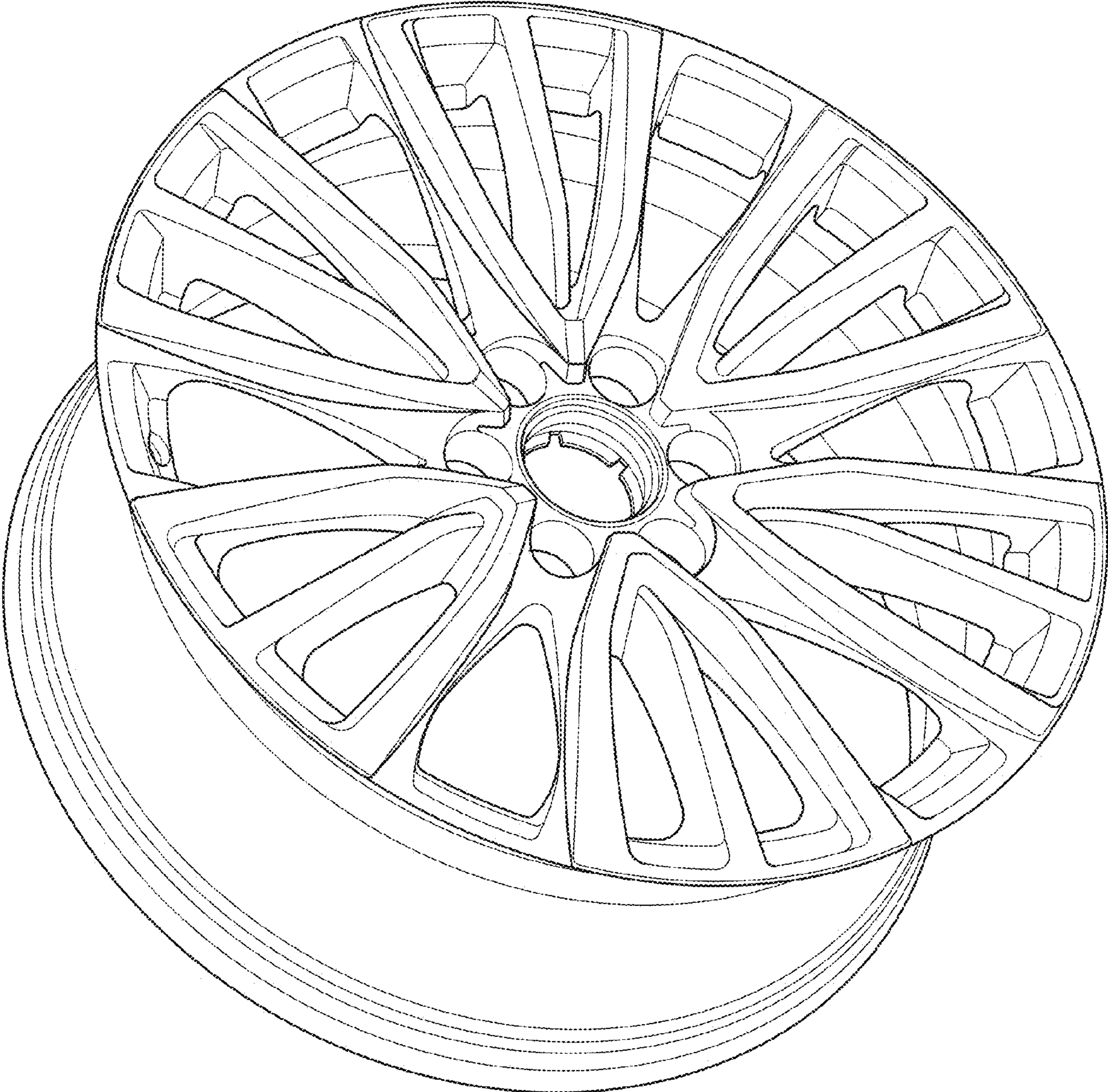


FIG. 2