



US00D978040S

(12) **United States Design Patent**
Difrancescantonio et al.

(10) **Patent No.:** **US D978,040 S**

(45) **Date of Patent:** **** Feb. 14, 2023**

(54) **INSTRUMENT PANEL FOR A VEHICLE**

(71) Applicant: **JAGUAR LAND ROVER LIMITED,**
Coventry (GB)

(72) Inventors: **Andrea Difrancescantonio,** Coventry
(GB); **Toby Nunn,** Coventry (GB)

(73) Assignee: **JAGUAR LAND ROVER LIMITED,**
Coventry (GB)

(**) Term: **15 Years**

(21) Appl. No.: **29/809,041**

(22) Filed: **Sep. 24, 2021**

Related U.S. Application Data

(62) Division of application No. 29/720,012, filed on Jan.
9, 2020, now Pat. No. Des. 934,143.

(30) **Foreign Application Priority Data**

Jul. 11, 2019 (EM) 006623104

(51) **LOC (14) Cl.** **12-16**

(52) **U.S. Cl.**
USPC **D12/192**

(58) **Field of Classification Search**
USPC D12/192, 415, 110, 114, 400, 401, 195,
D12/197; D10/46, 98, 102, 103,
D10/122-127; D15/28, 17, 2
CPC B60N 2/853
See application file for complete search history.

(56) **References Cited**

U.S. PATENT DOCUMENTS

D407,167 S * 3/1999 Sacco D26/28
D427,613 S * 7/2000 Altmann D15/28

D511,729 S * 11/2005 Yamazaki D12/192
D529,424 S * 10/2006 Norman D12/195
D582,326 S * 12/2008 Shimizu D12/192
D601,068 S * 9/2009 Woodhouse Lampkin
D12/192
D666,544 S * 9/2012 Tsay D12/195
D800,037 S * 10/2017 Kim D12/187
D813,132 S * 3/2018 Armigliato D12/195
D816,730 S * 5/2018 Diebold D15/28
D885,280 S * 5/2020 Battaglia D12/195
D917,359 S * 4/2021 Mignot D12/192
D934,143 S * 10/2021 Difrancescantonio D12/192
D935,969 S * 11/2021 Wu D12/192

* cited by examiner

Primary Examiner — Susan E Krakower

Assistant Examiner — Jerry Shiuan-Hua Hsu

(74) *Attorney, Agent, or Firm* — Reising Ethington P.C.

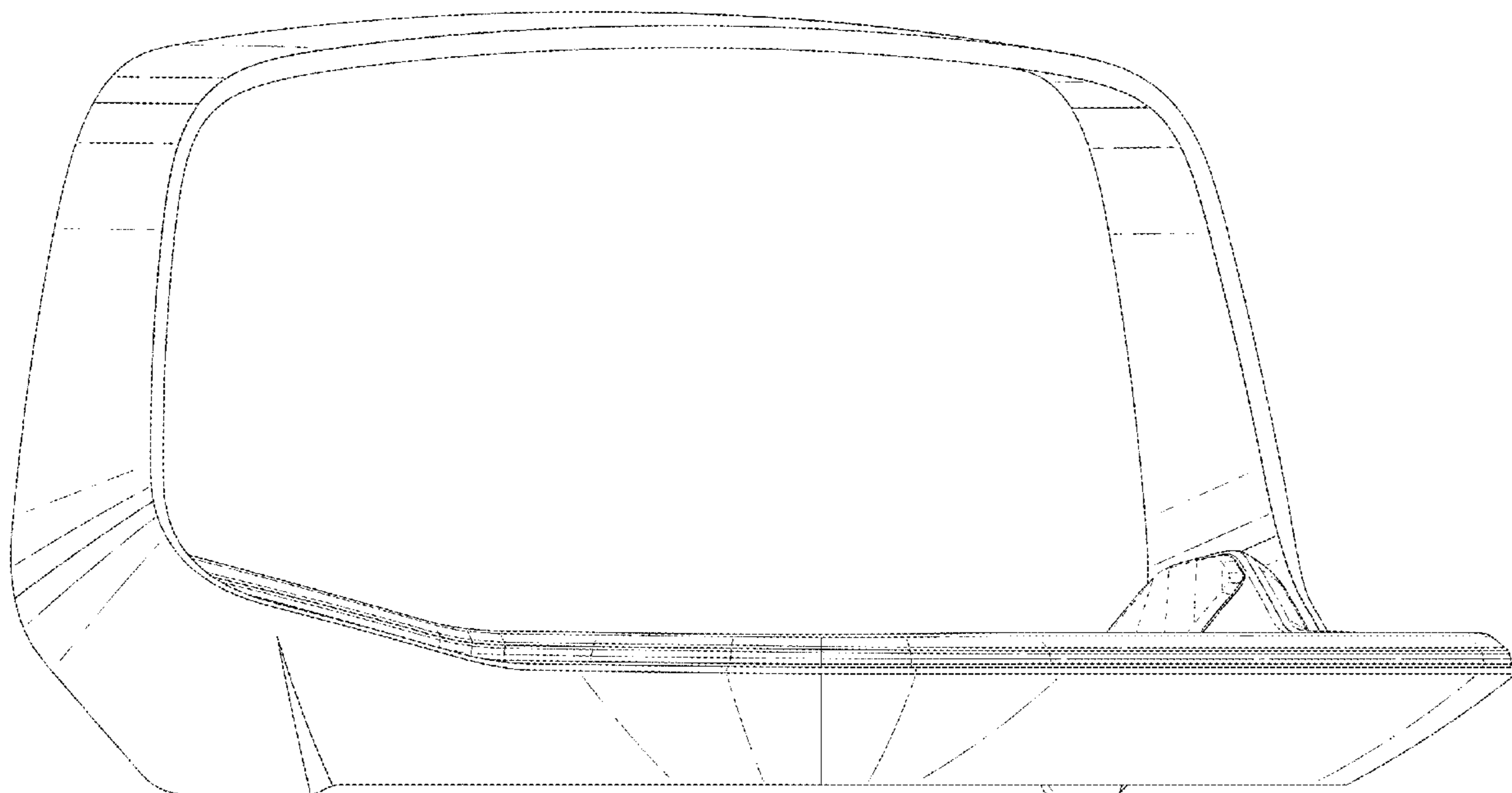
(57) **CLAIM**

The ornamental design for an instrument panel for a vehicle,
as shown and described.

DESCRIPTION

FIG. 1 is a front left perspective view of an instrument panel
for a vehicle, showing our new design;
FIG. 2 is a rear right perspective view thereof;
FIG. 3 is a front view thereof;
FIG. 4 is a rear view thereof;
FIG. 5 is a left side view thereof;
FIG. 6 is a right side view thereof;
FIG. 7 is a top view thereof; and,
FIG. 8 is a bottom view thereof.
The broken lines illustrate portions of the instrument panel
for a vehicle which form no part of the claimed design.

1 Claim, 8 Drawing Sheets



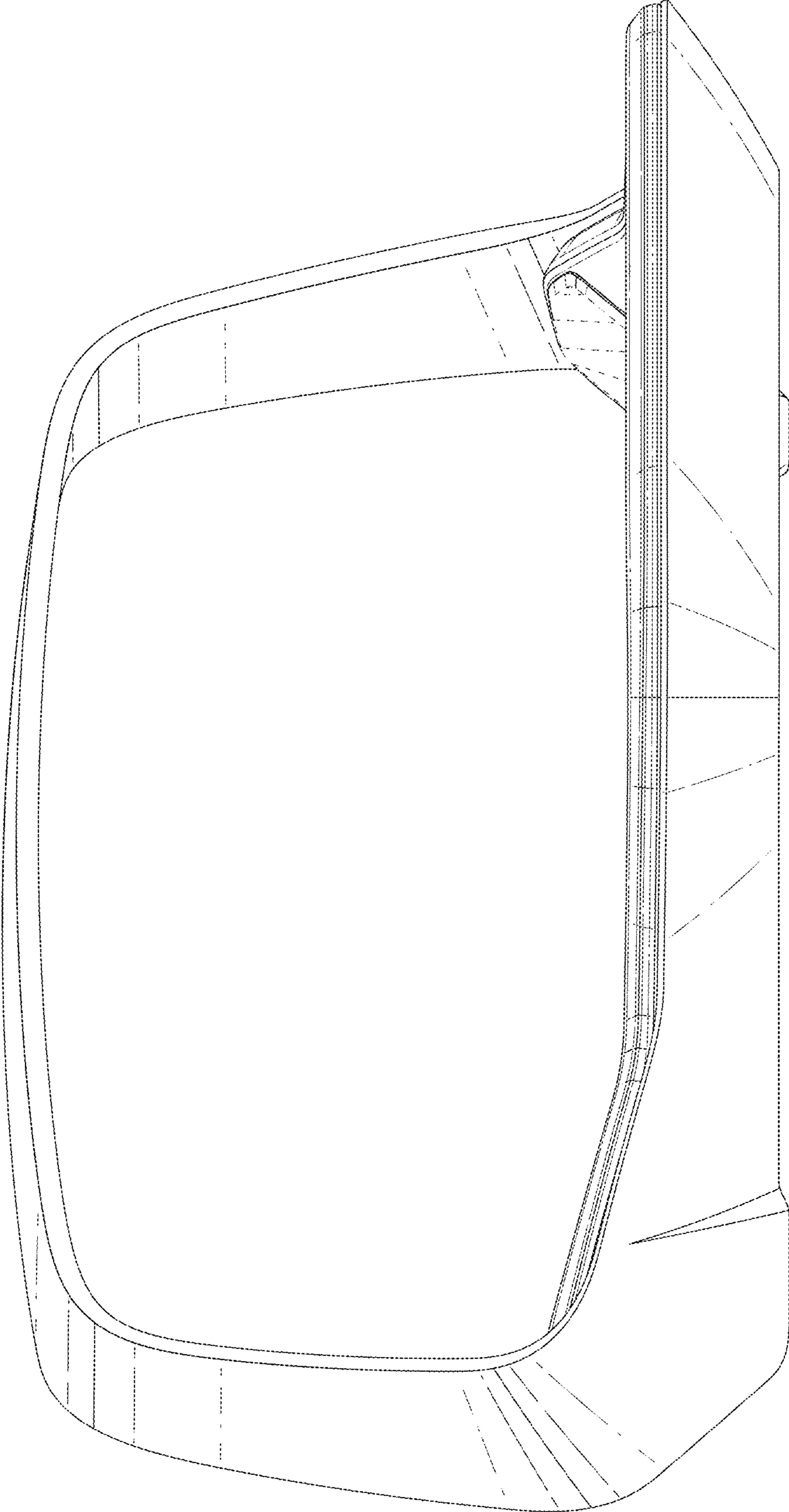


FIG. 1




FIG. 2

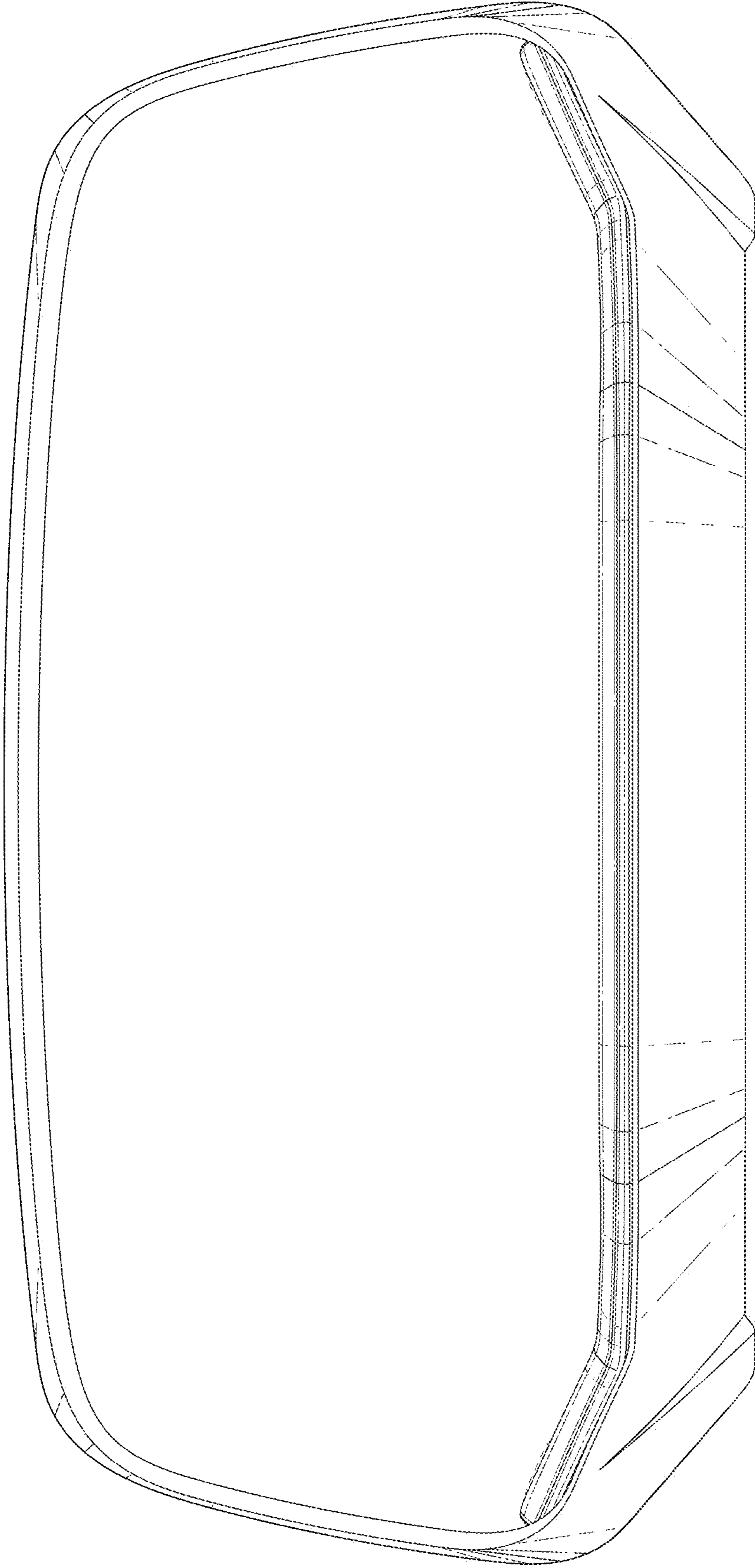


FIG. 3




FIG. 4

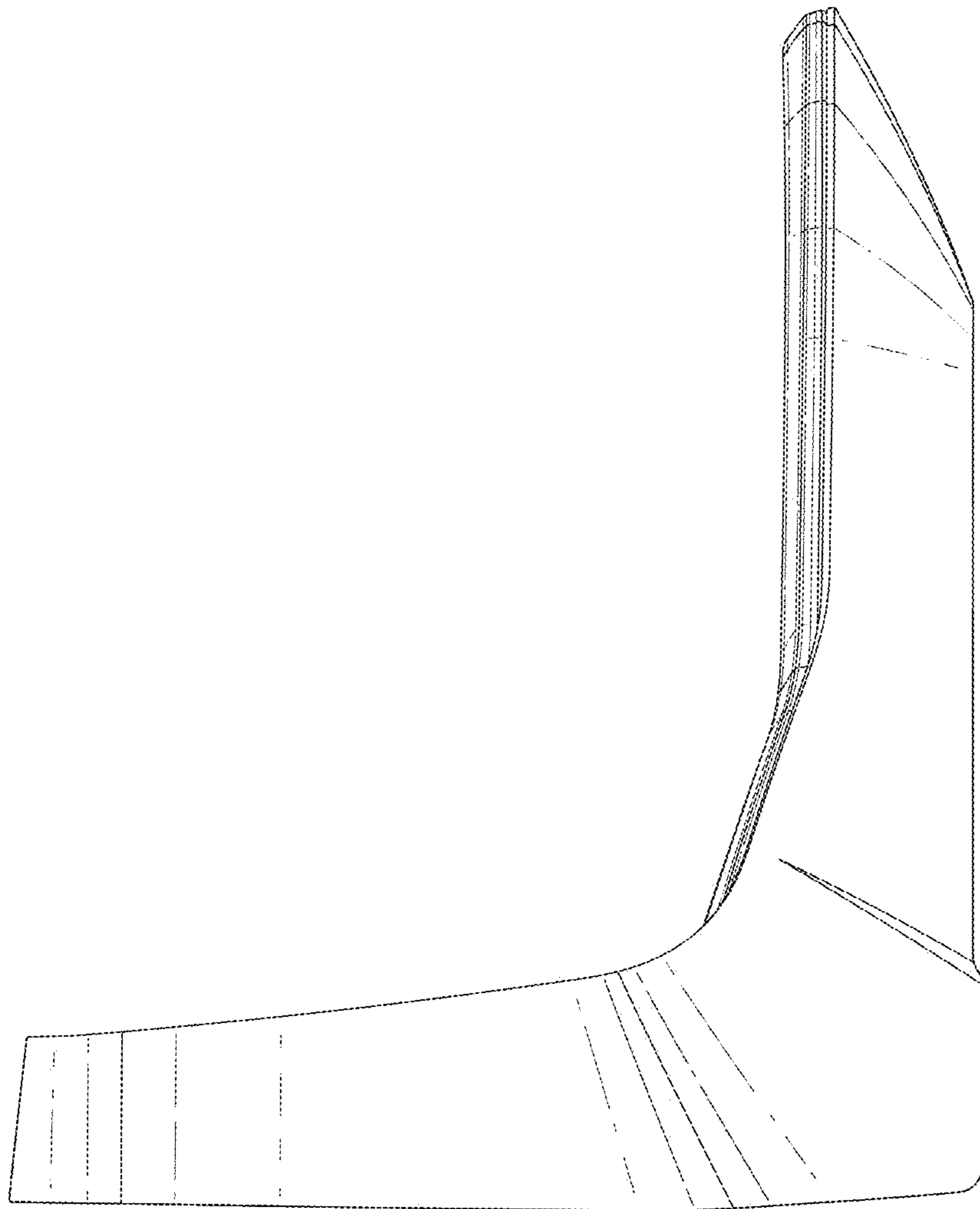


FIG. 5




FIG. 6

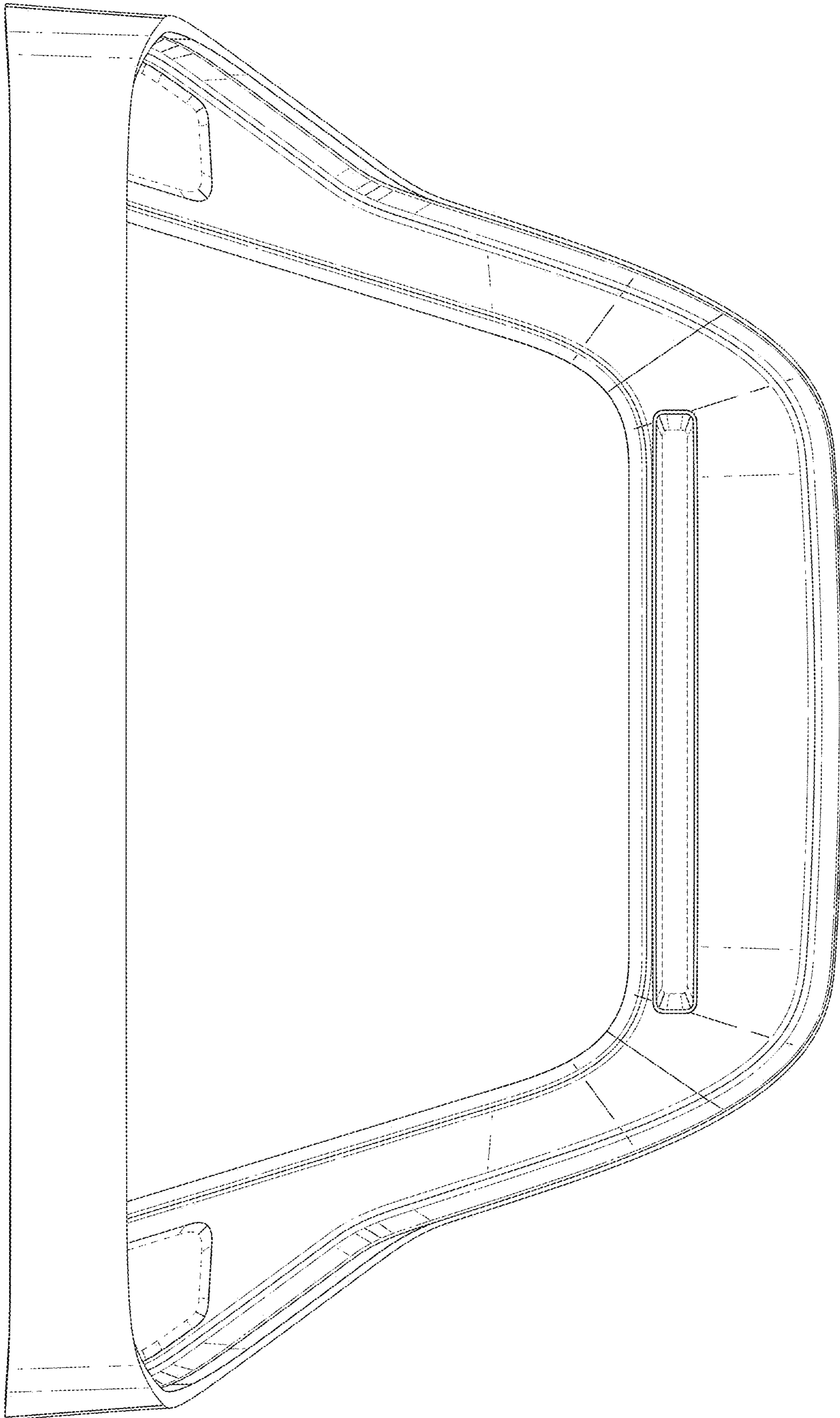


FIG. 7

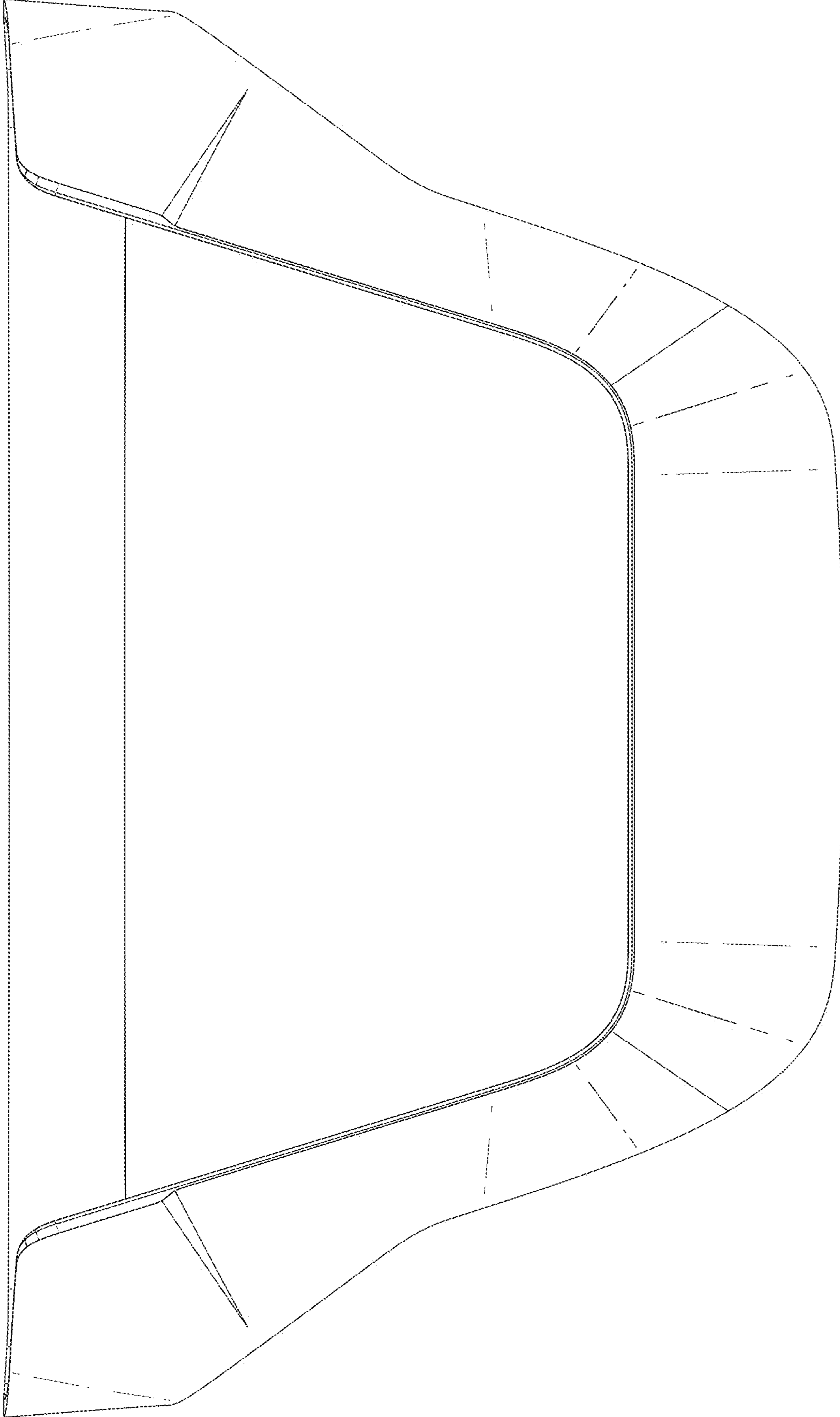


FIG. 8