



US00D978008S

(12) **United States Design Patent** (10) **Patent No.:** **US D978,008 S**  
**Sun** (45) **Date of Patent:** **\*\* Feb. 14, 2023**

(54) **WATCH BAND**

(71) Applicant: **Yanyun Sun**, Hunan (CN)

(72) Inventor: **Yanyun Sun**, Hunan (CN)

(\*\*) Term: **15 Years**

(21) Appl. No.: **29/857,948**

(22) Filed: **Oct. 26, 2022**

(51) **LOC (14) Cl.** ..... **11-01**

(52) **U.S. Cl.**  
USPC ..... **D11/3**

(58) **Field of Classification Search**  
USPC ..... D11/1-25, 86, 93, 94; D10/30-39, 70,  
D10/46; D24/186, 167; D14/344;  
D2/627, 635

CPC .... G04B 37/1486; G04B 37/16; G04B 37/18;  
A44C 5/14; A44C 5/0053; A44C 5/0069;  
A44C 5/0076; A44C 5/00; A44C 5/0007;  
A44C 5/0015; A44C 5/0023; A44C  
5/003; A44C 5/0061; A44C 5/12; A44C  
5/147; A44C 5/18; A44C 5/185

See application file for complete search history.

(56) **References Cited**

**U.S. PATENT DOCUMENTS**

D254,845 S *	4/1980	Young	.....	D11/19
D297,417 S *	8/1988	Asano	.....	D10/39
D305,622 S *	1/1990	Wakamatsu	.....	D11/5
D308,852 S *	6/1990	Wakamatsu	.....	D11/5
D339,309 S *	9/1993	Butler	.....	D11/19
D381,585 S *	7/1997	Gogniat	.....	D10/30
D402,910 S *	12/1998	Jorst	.....	D11/3
D439,861 S *	4/2001	Dumas	.....	D11/3

D618,127 S *	6/2010	Galli	.....	D11/3
D732,414 S *	6/2015	Cerrato	.....	D11/3
D794,492 S	8/2017	Arrow et al.		
D901,322 S	11/2020	Riot et al.		
D909,226 S	2/2021	Riot et al.		
D909,227 S	2/2021	Riot et al.		
D943,448 S	2/2022	Huang		
D949,711 S *	4/2022	Huang	.....	D10/32
D952,499 S	5/2022	Akana et al.		
D960,745 S	8/2022	Akana et al.		
D961,437 S	8/2022	Tian		
D964,865 S *	9/2022	Huang	.....	D10/32

\* cited by examiner

*Primary Examiner* — Melanie Pellegrini

(57) **CLAIM**

The ornamental design for a watch band, as shown and described.

**DESCRIPTION**

FIG. 1 is a perspective isometric view of a watch band showing my new design.

FIG. 2 is a front side elevation view of FIG. 1.

FIG. 3 is a rear side elevation view of FIG. 1.

FIG. 4 is a left side elevation view of FIG. 1.

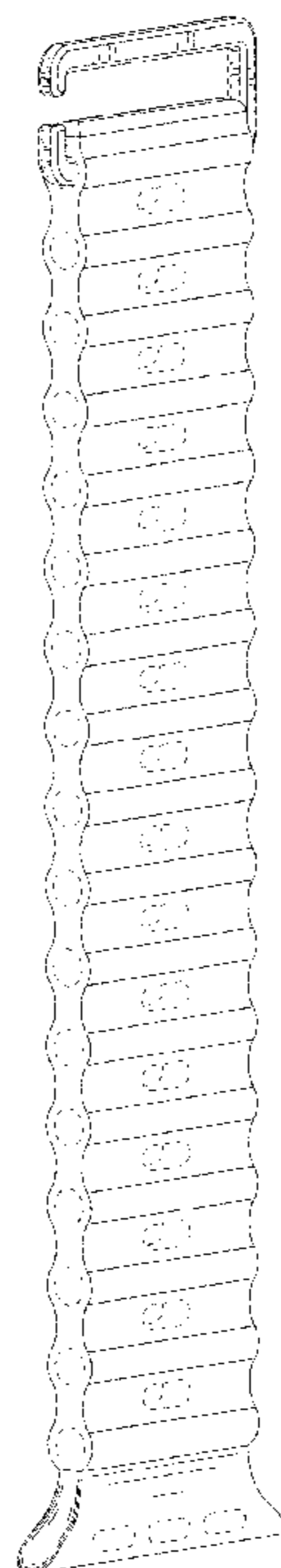
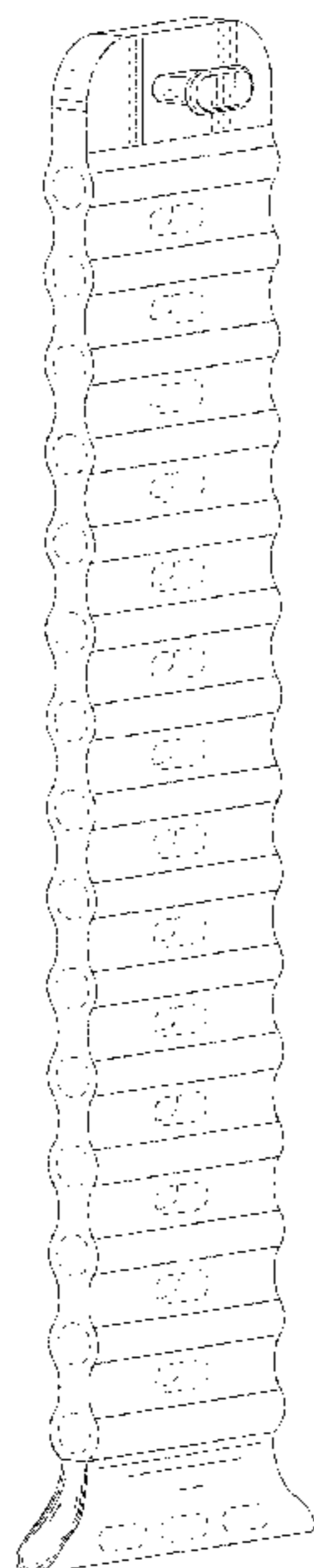
FIG. 5 is a right side elevation view of FIG. 1.

FIG. 6 is a top side plan is a view of FIG. 1; and,

FIG. 7 is a bottom side plan view of FIG. 1.

The features shown in dash-dash lines in the drawing depict portions of the watch bands. The dash dot dash lines define the bounds of the claimed design. The broken lines form no part of the claimed design and any shading is not a feature of the design but is utilized to illustrate the surface contours of the watch band in the drawings.

**1 Claim, 7 Drawing Sheets**






FIG.1




FIG.2




FIG.3




FIG.4




FIG.5

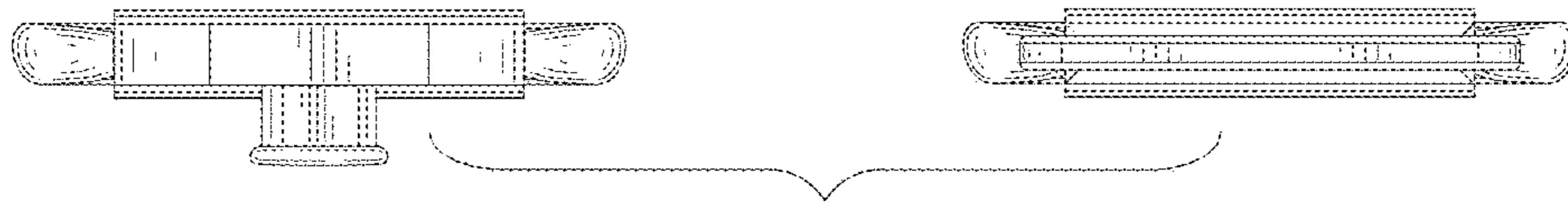


FIG.6

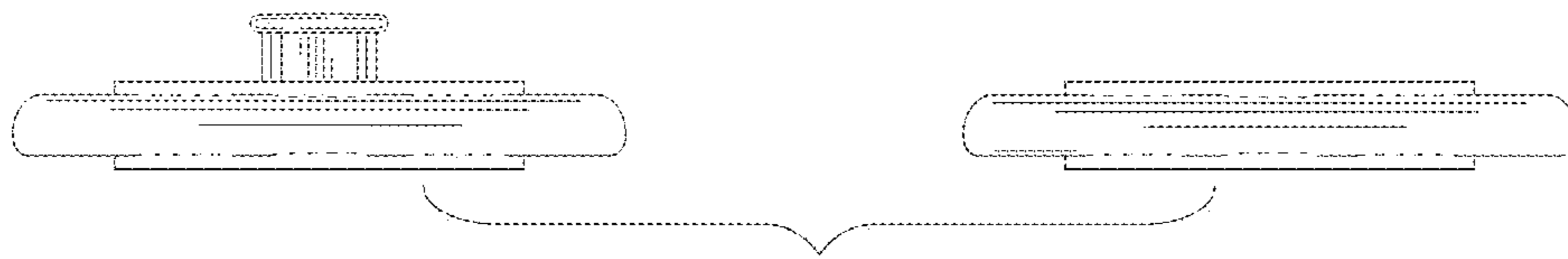


FIG.7