



US00D978006S

(12) **United States Design Patent** (10) **Patent No.:** **US D978,006 S**
Hu (45) **Date of Patent:** **** Feb. 14, 2023**

(54) **WRISTBAND**
(71) Applicant: **DNANUDGE LIMITED**, London (GB)
(72) Inventor: **Keren Hu**, London (GB)
(73) Assignee: **DNANUDGE LIMITED**, London (GB)
(**) Term: **15 Years**
(21) Appl. No.: **29/712,662**
(22) Filed: **Nov. 11, 2019**
(30) **Foreign Application Priority Data**
May 10, 2019 (EM) 006436465-0001
May 10, 2019 (EM) 006436465-0002
(51) **LOC (14) Cl.** **11-01**
(52) **U.S. Cl.**
USPC **D11/3**
(58) **Field of Classification Search**
USPC D11/1-3, 4-5; D10/30, 31, 32, 70;
D14/344; D30/152, 153; D24/167;
D26/38, 39
CPC ... A44C 5/0007; A44C 5/0015; A44C 5/0023;
A44C 5/0053; A44C 5/0061; A44C
5/142; A44C 5/147; A44C 5/16; A44C
5/246; A44C 15/0015; A44C 15/002;
G09F 3/005
See application file for complete search history.

(56) **References Cited**
U.S. PATENT DOCUMENTS
D533,084 S * 12/2006 Arabo D10/32
D534,821 S * 1/2007 Chen D10/32
D562,172 S * 2/2008 Yuengling D11/4
D597,436 S * 8/2009 Bowdish D11/4
D651,115 S * 12/2011 Willows D11/3
D706,159 S * 6/2014 Ma D11/3

D720,641 S * 1/2015 Rummonds D11/3
D727,196 S * 4/2015 Tanner D11/3
D728,409 S * 5/2015 Bar-Am D11/3
D729,650 S * 5/2015 Phillips D10/70
D733,130 S * 6/2015 Kim D14/344
D740,150 S * 10/2015 Howsam D11/3
D752,469 S * 3/2016 Rastrick D11/3
D762,375 S * 8/2016 Duarte D11/5
D765,656 S * 9/2016 Forakis D10/70
D779,989 S * 2/2017 Lee D10/70
D786,862 S * 5/2017 Park D14/344
D787,960 S * 5/2017 Park D10/70
D803,831 S * 11/2017 Kim D14/344
D807,214 S * 1/2018 Au Yeung D10/70
D810,603 S * 2/2018 Davis D11/4
D811,924 S * 3/2018 Haarburger D11/3
D815,635 S * 4/2018 Lumme D14/344
D838,194 S * 1/2019 Mays D10/70
D840,041 S * 2/2019 Li D14/344
D841,171 S * 2/2019 Li D14/344
D843,997 S * 3/2019 Yu D14/344
D863,295 S * 10/2019 Hardi D14/344
10,467,679 B1 * 11/2019 Toumazou G06F 1/163
D872,612 S * 1/2020 Mercurio D11/3
D872,629 S * 1/2020 Abdo D11/2

(Continued)

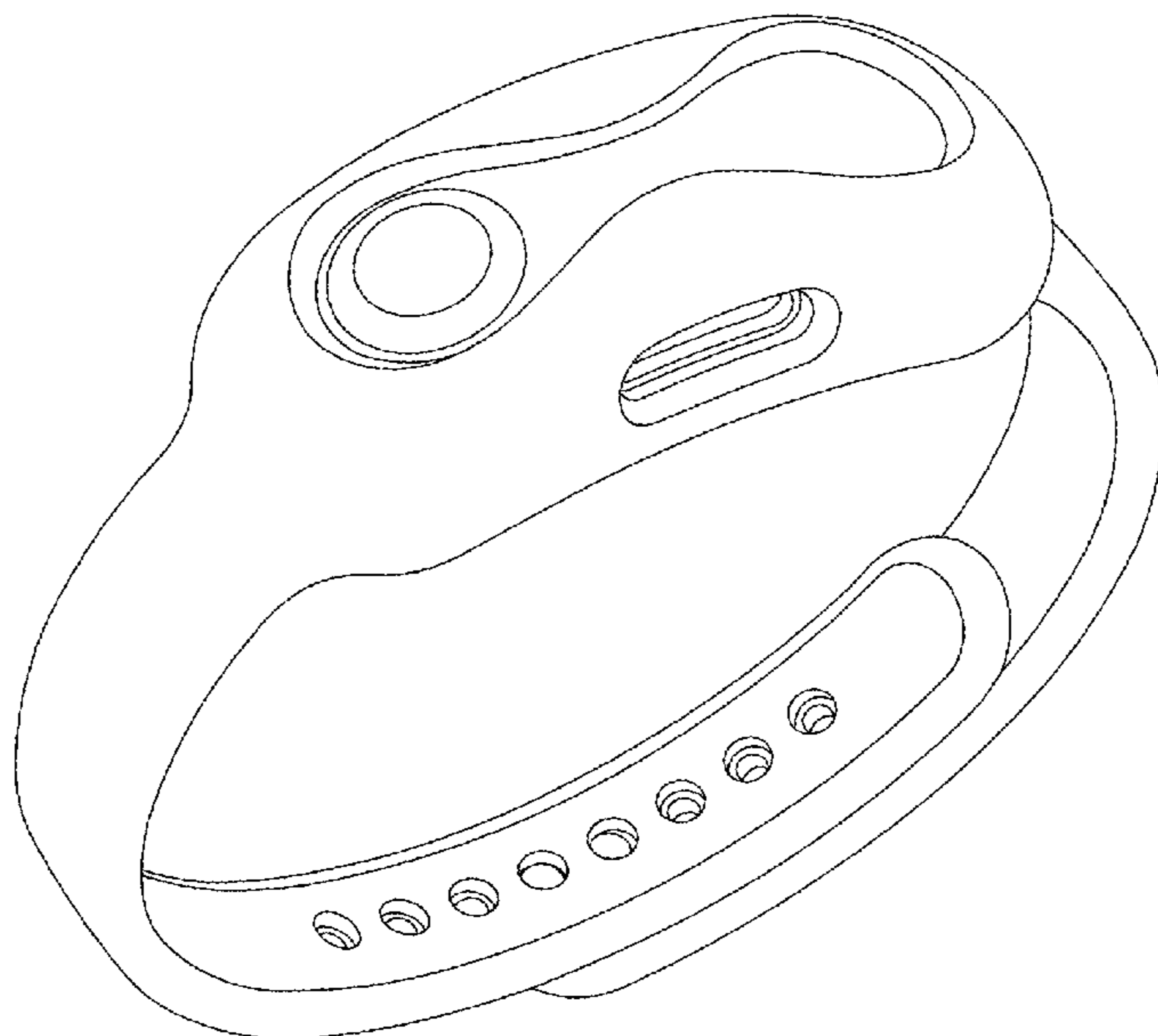
Primary Examiner — Llorellys Martinez
(74) *Attorney, Agent, or Firm* — Saul Ewing LLP

(57) **CLAIM**
I claim the ornamental design for a wristband, as shown and described.

DESCRIPTION

FIG. 1 is a rear view of a wristband showing my new design;
FIG. 2 is a front view thereof;
FIG. 3 is a top view thereof;
FIG. 4 is a bottom view thereof;
FIG. 5 is a left side view thereof;
FIG. 6 is a right side view thereof; and,
FIG. 7 is a perspective view thereof.

1 Claim, 5 Drawing Sheets



(56)

References Cited

U.S. PATENT DOCUMENTS

D887,287 S * 6/2020 Kong D14/344
D926,755 S * 8/2021 Hu D14/344
2005/0242137 A1* 11/2005 Fishman A44C 5/003
224/221
2008/0223889 A1* 9/2008 Rossell A44C 5/0007
224/222
2020/0281331 A1* 9/2020 Toumazou A44C 5/0007

* cited by examiner

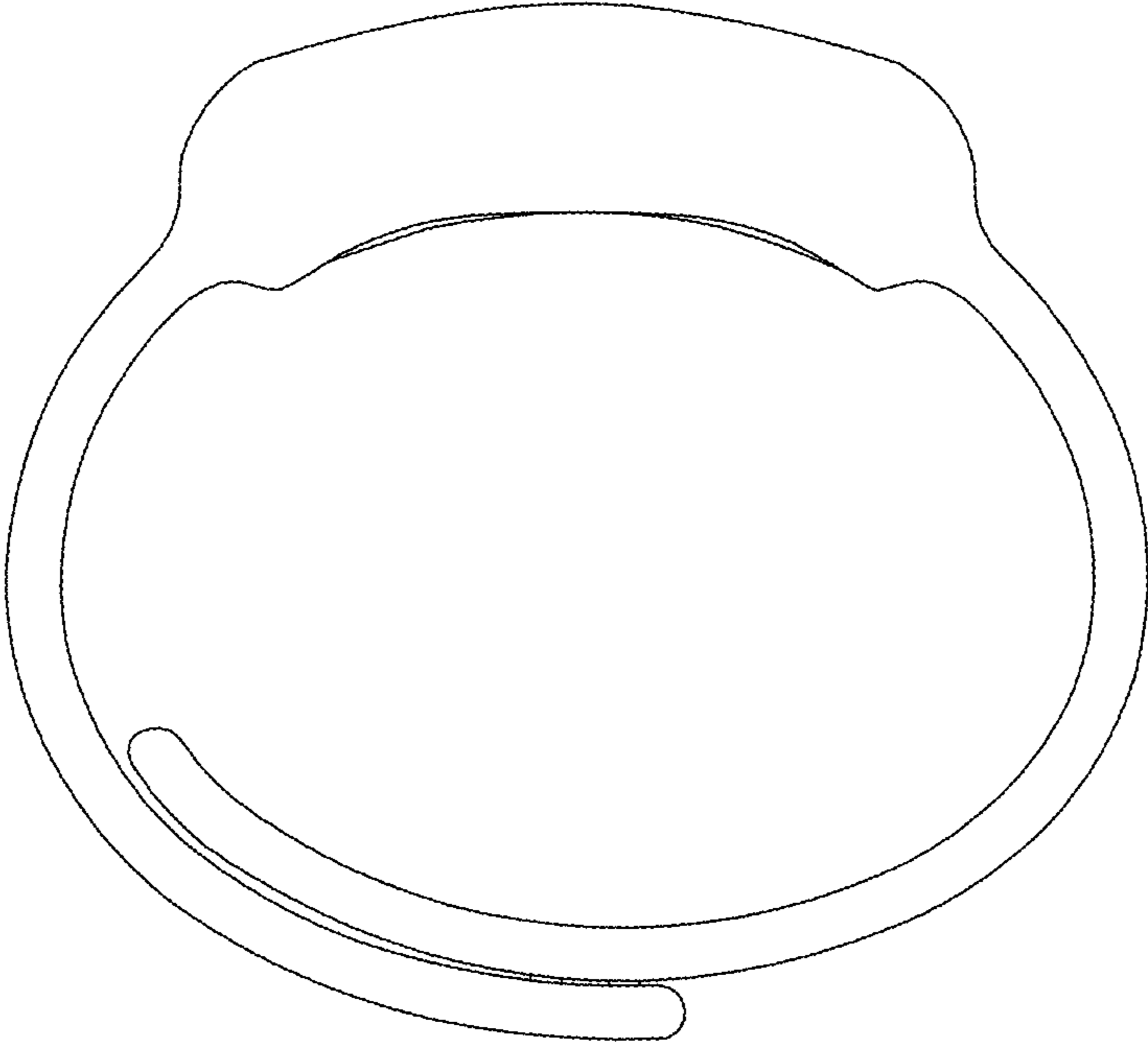


FIG. 1

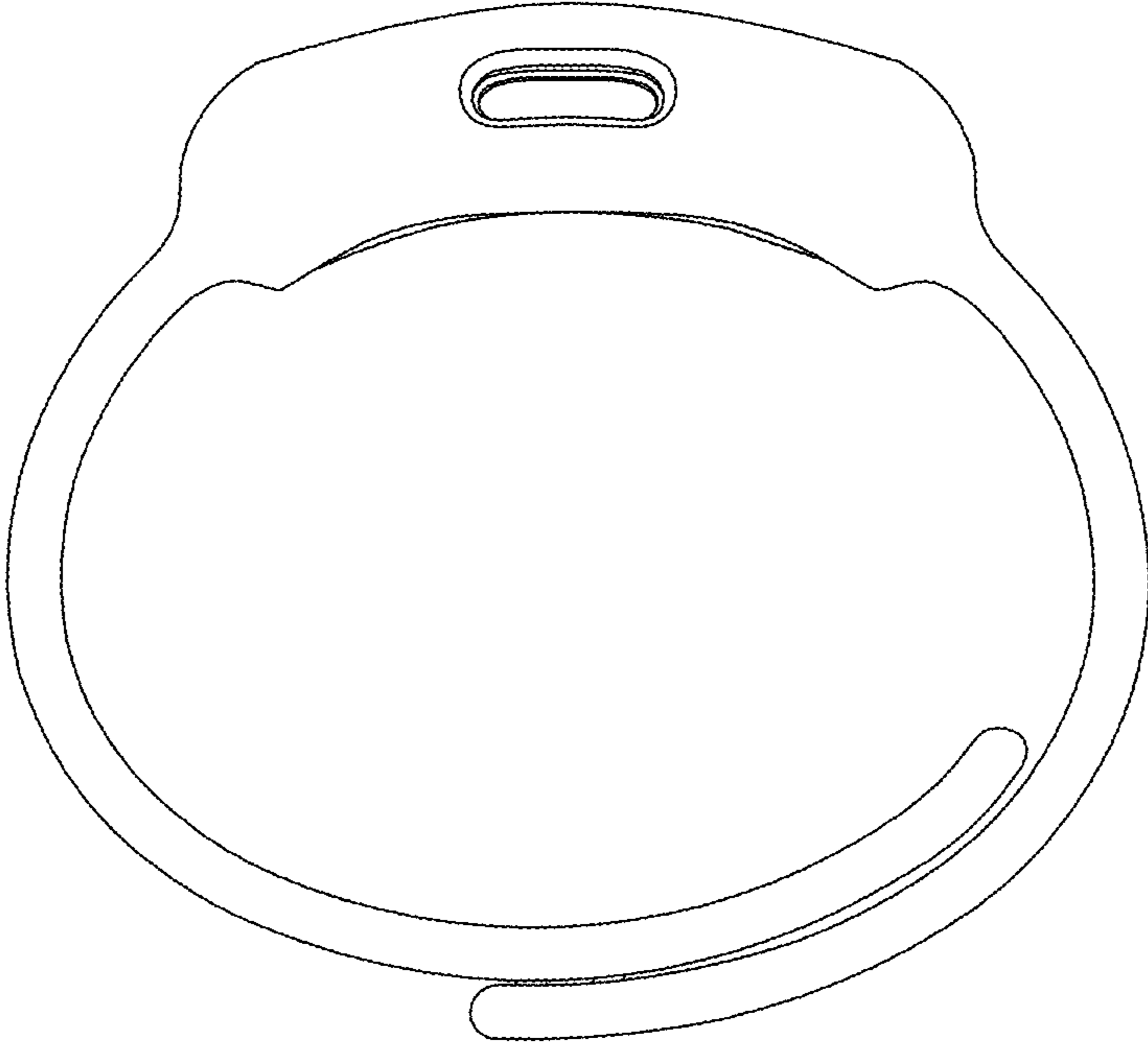


FIG. 2

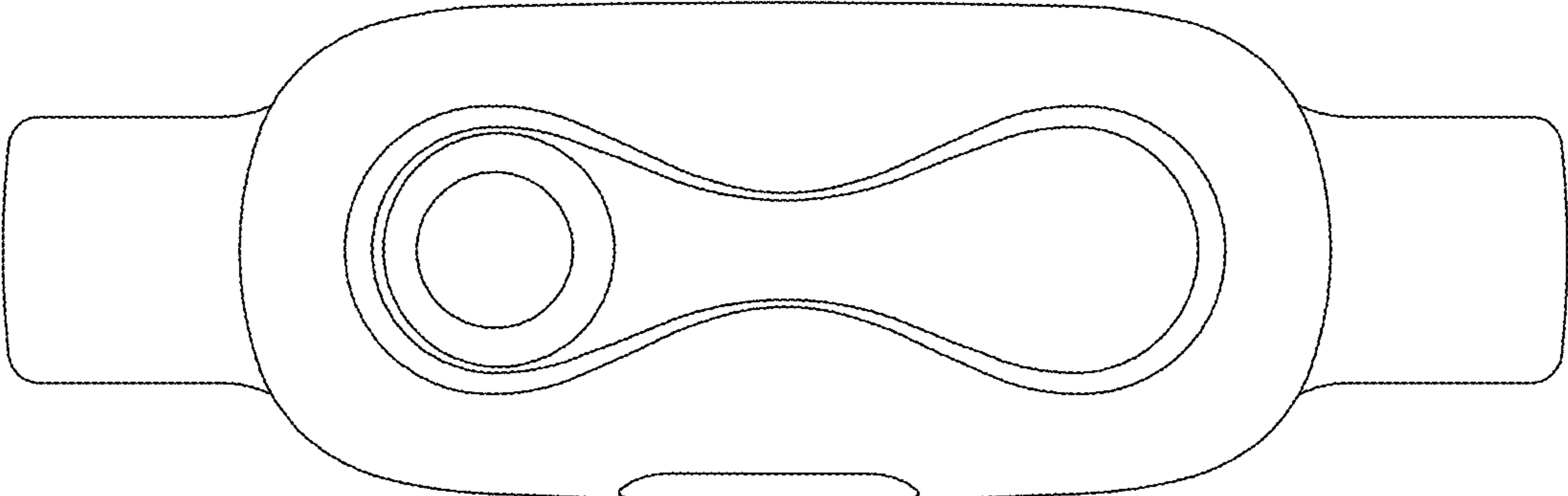


FIG. 3

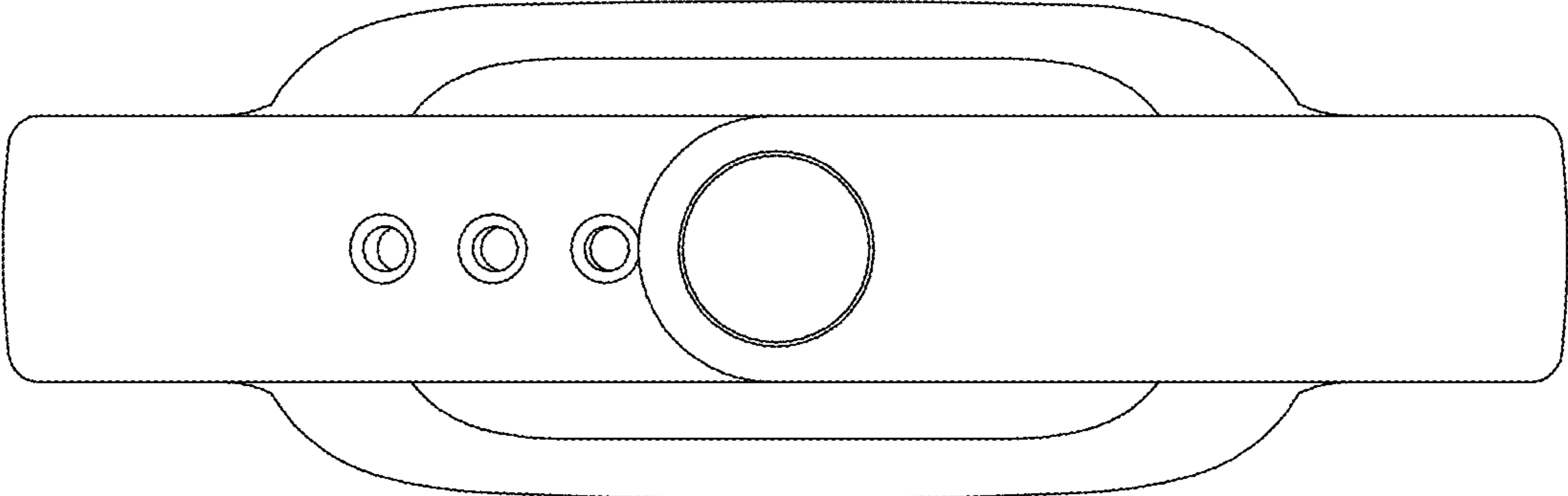


FIG. 4

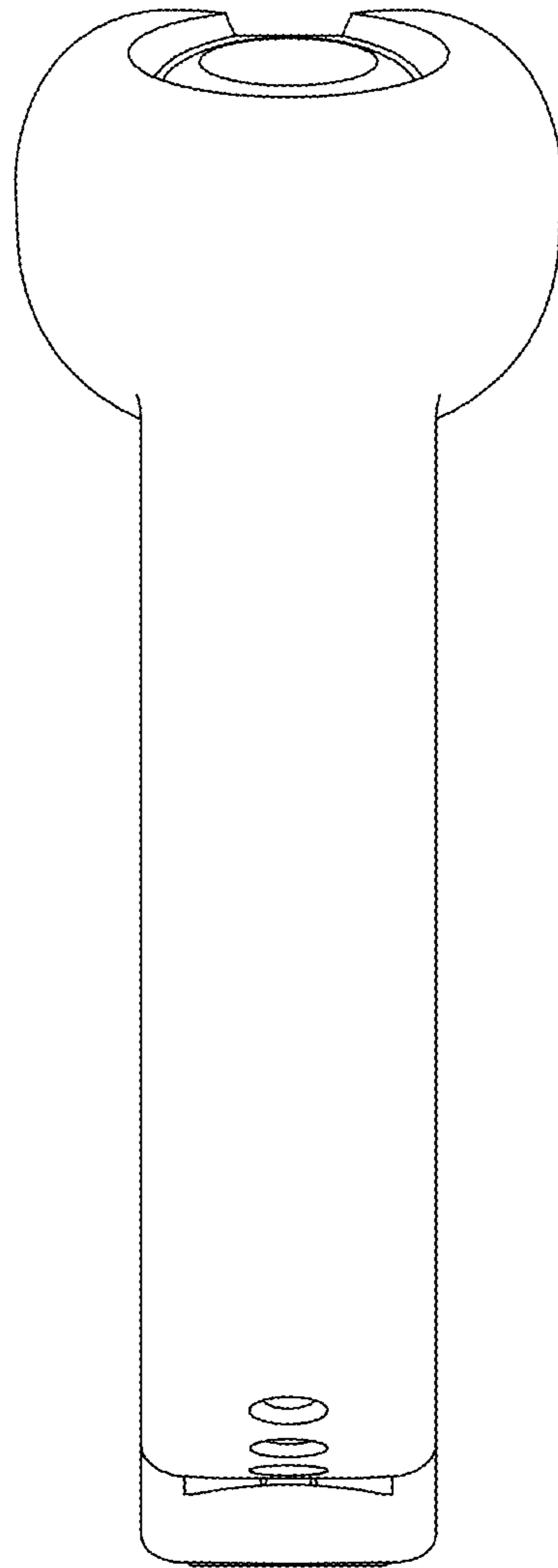


FIG. 5

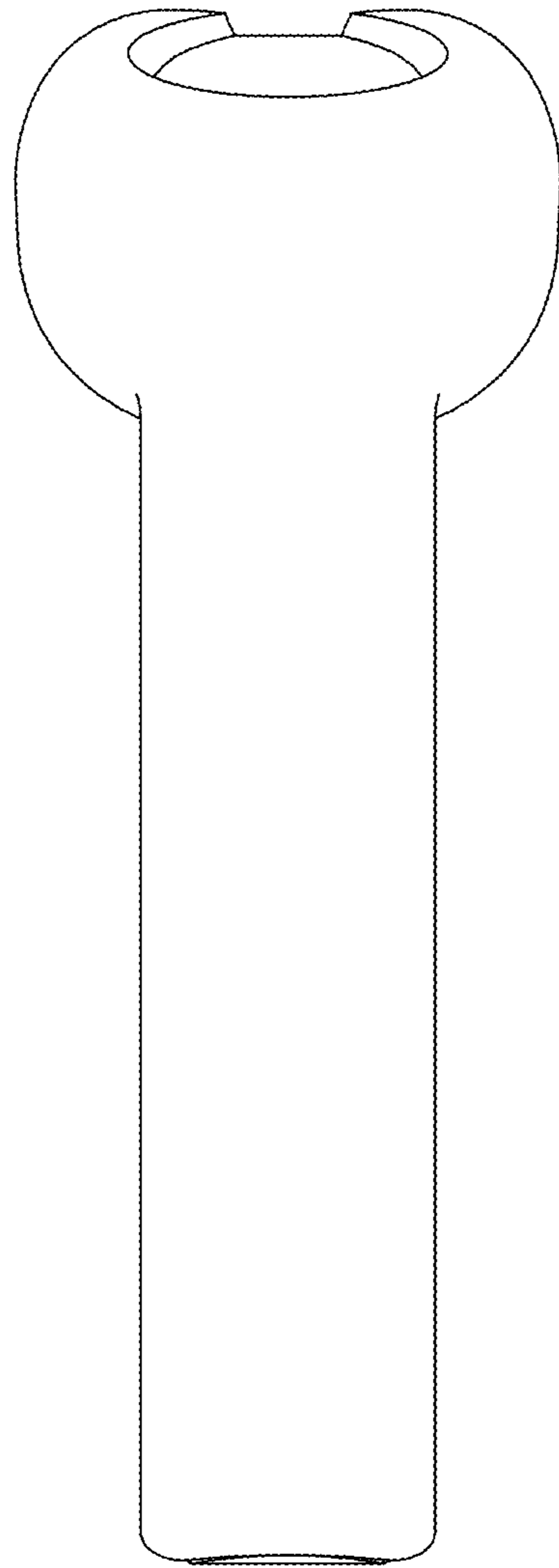


FIG. 6

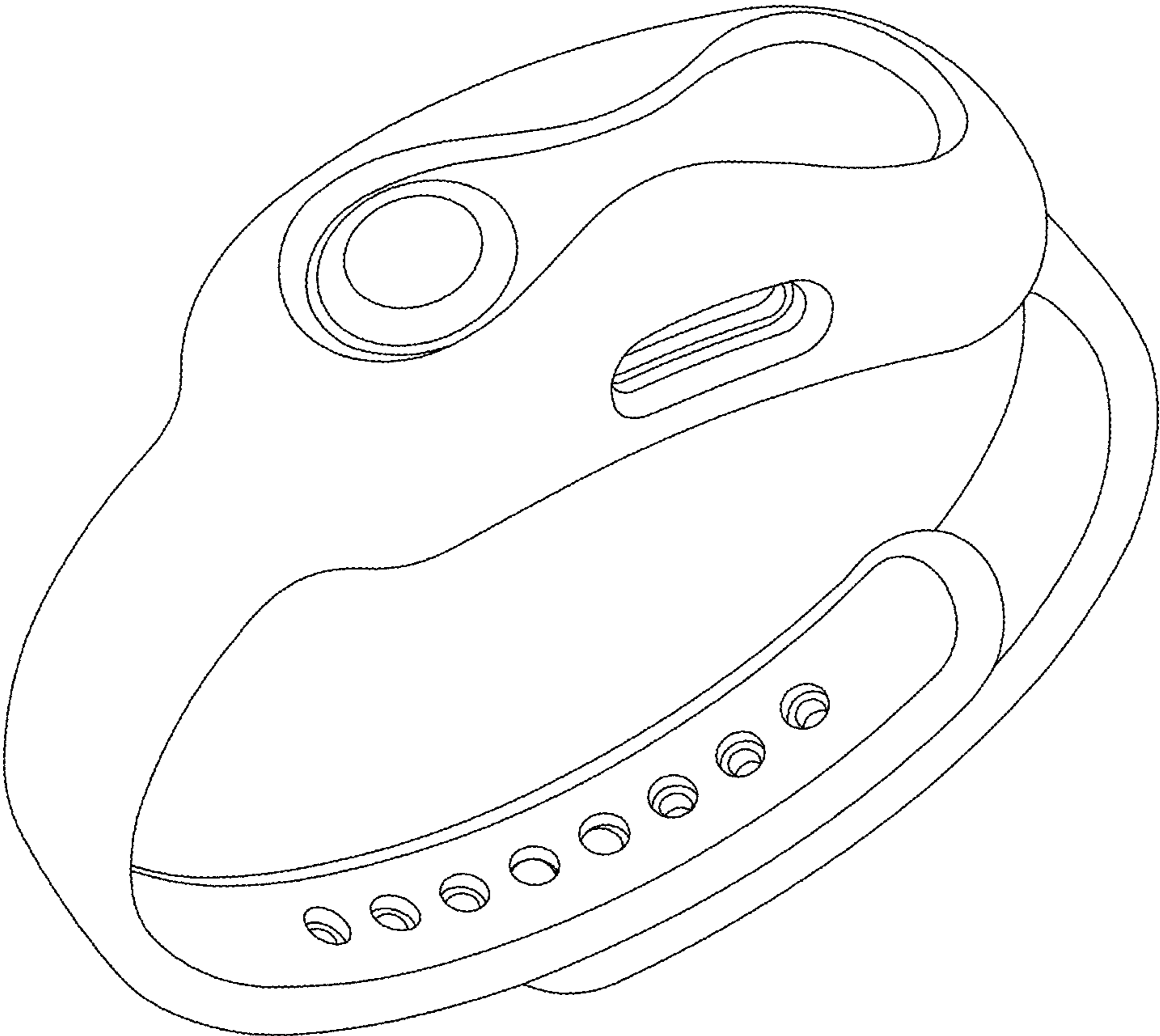


FIG. 7