



US00D978003S

(12) **United States Design Patent** (10) **Patent No.:** **US D978,003 S**
Hong et al. (45) **Date of Patent:** **** Feb. 14, 2023**

(54) **RFID TAG**
(71) Applicant: **YOKE INDUSTRIAL CORP.**,
Taichung (TW)
(72) Inventors: **Rong-Der Hong**, Taichung (TW);
Chien-Hung Lee, Taichung (TW)
(73) Assignee: **YOKE INDUSTRIAL CORP.**,
Taichung (TW)
(**) Term: **15 Years**
(21) Appl. No.: **29/718,459**
(22) Filed: **Dec. 24, 2019**
(30) **Foreign Application Priority Data**
Oct. 3, 2019 (TW) 108306129
(51) **LOC (14) Cl.** **10-05**
(52) **U.S. Cl.**
USPC **D10/106.9**
(58) **Field of Classification Search**
USPC D10/70, 106.9, 104.1; D3/207; D8/347;
D14/230
CPC H01Q 1/2225; H01Q 7/00; H01Q 1/2208;
H01Q 1/2216; H01Q 1/38; H01Q 9/26;
H01Q 9/285; H01Q 1/36; H01Q 9/0407;
H01Q 9/16; H01Q 1/40; H01Q 9/42;
H01Q 23/00; H01Q 9/065; H01Q 1/22;
H01Q 1/44; H01Q 9/0421; H01Q 1/273;
H01Q 9/24; H01Q 9/28; H01Q 21/28;
H01Q 21/30; H01Q 1/248; H01Q 1/48;
H01Q 1/2283; H01Q 1/246; H01Q 19/10;
H01Q 1/52; H01Q 13/10; H01Q 21/24;
H01Q 5/371; H01Q 9/0442; H01Q
9/0457; H01Q 9/30; H01Q 1/2241; H01Q
1/243; H01Q 13/106; H01Q 21/061;
H01Q 21/29; H01Q 25/00; H01Q 21/205;
H01Q 9/27; H01Q 1/50; H01Q 19/30;
H01Q 21/26; H01Q 3/24; H01Q 5/335;
H01Q 7/06; H01Q 3/26; H01Q 9/40;
H01Q 1/362; H01Q 13/00; H01Q 13/08;

H01Q 15/14; H01Q 3/36; H01Q 7/005;
H01Q 9/20; H01Q 11/08; H01Q 21/08;
H01Q 5/364; H01Q 5/385; H01Q 9/04;
H01Q 9/0414; H01Q 9/045;
(Continued)

(56) **References Cited**

U.S. PATENT DOCUMENTS

D399,344 S * 10/1998 Ricci D3/207
D543,018 S * 5/2007 Bates D3/207
(Continued)

FOREIGN PATENT DOCUMENTS

TW D198229 S 6/2019

OTHER PUBLICATIONS

Examination report for TW108306129, dated May 22, 2020, Total of 2 pages.

(Continued)

Primary Examiner — George D. Kirschbaum
(74) *Attorney, Agent, or Firm* — Apex Juris, PLLC; R
Wylie; Tracy Heims

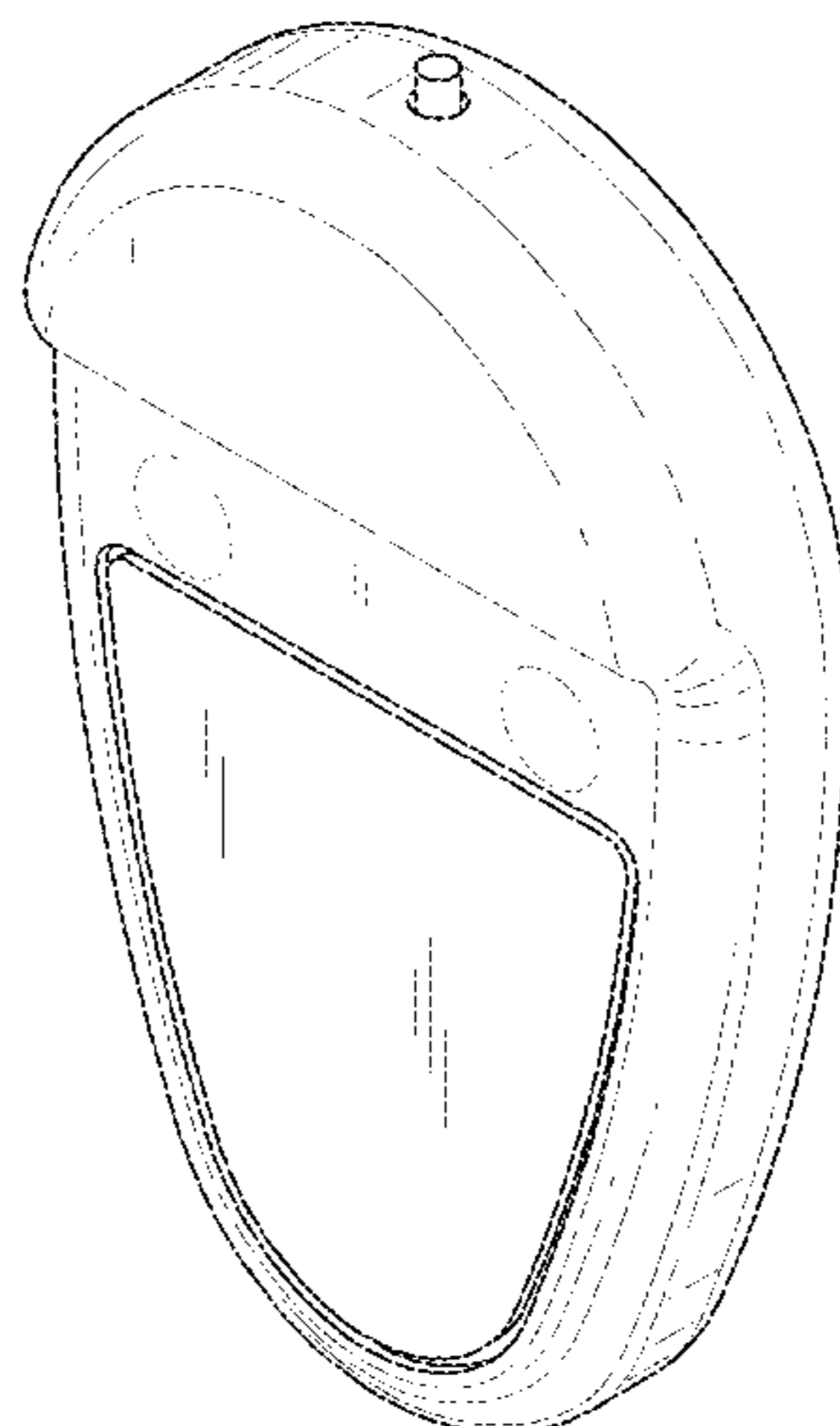
(57) **CLAIM**

The ornamental design for a RFID tag, as shown and described.

DESCRIPTION

FIG. 1 is a perspective view of a RFID tag, as shown.
FIG. 2 is a front view of the RFID tag thereof;
FIG. 3 is a rear view of the RFID tag thereof;
FIG. 4 is a left side view of the RFID tag thereof;
FIG. 5 is a right side view of the RFID tag thereof;
FIG. 6 is a top view of the RFID tag thereof; and,
FIG. 7 is a bottom view of the RFID tag thereof.
The broken lines depict portions of the RFID tag that form no part of the claimed design.

1 Claim, 7 Drawing Sheets



(58) **Field of Classification Search**

CPC H01Q 9/265; H01Q 1/02; H01Q 1/3291;
H01Q 1/42; H01Q 1/526; H01Q 13/103;
H01Q 15/00; H01Q 15/008; H01Q
21/293; H01Q 1/085; H01Q 1/20; H01Q
1/28; H01Q 1/405; H01Q 13/18; H01Q
19/28; H01Q 21/06; H01Q 21/065; H01Q
3/00; H01Q 5/00; H01Q 9/0428; H01Q
9/0435; H01Q 1/125; H01Q 1/1257;
H01Q 1/1271; H01Q 1/14; H01Q 1/24;
H01Q 1/3275; H01Q 1/364; H01Q 1/422;
H01Q 1/528; H01Q 11/10; H01Q 13/16;
H01Q 13/20; H01Q 15/0006; H01Q
15/0086; H01Q 15/0093; H01Q 17/001;
H01Q 19/00; H01Q 19/005; H01Q 19/02;
H01Q 19/106; H01Q 19/24; H01Q
21/0075; H01Q 3/242; H01Q 3/2605;
H01Q 3/2611; H01Q 3/40; H01Q 5/30;
H01Q 5/35; H01Q 5/40; H01Q 7/04;
H01Q 7/08; H01Q 9/06; H01Q 9/36;
H01Q 9/44; H01Q 1/12; H01Q 1/2233;
H01Q 1/225; H01Q 1/241; H01Q 1/3225;
H01Q 11/12; H01Q 15/006; H01Q 17/00;
H01Q 19/22; H01Q 3/01; H01Q 3/247;
H01Q 5/25; H01Q 5/321; H01Q 5/378;

H01Q 9/145; G06Q 30/0601; G06Q
20/321; G06Q 20/326

See application file for complete search history.

(56)

References Cited

U.S. PATENT DOCUMENTS

D543,351	S	*	5/2007	Bates	D3/207
D554,361	S	*	11/2007	Bates	D3/207
D575,816	S	*	8/2008	Law	D19/10
D626,993	S	*	11/2010	Law	D19/10
D635,841	S		4/2011	Lindley		
D698,679	S		2/2014	Lindley		
D714,664	S	*	10/2014	Naughton	D10/70
D731,356	S	*	6/2015	Luke	D11/207
D828,198	S	*	9/2018	Fisher	D10/106.9
D886,195	S	*	6/2020	Lin	D3/207
10,896,364	B1	*	1/2021	Hong	G06K 19/063
D928,110	S	*	8/2021	Ouyang	D10/70
D939,926	S	*	1/2022	Löfberg et al.	D8/347

OTHER PUBLICATIONS

Search report for TW108306129, dated May 22, 2020, Total of 1 page.

* cited by examiner

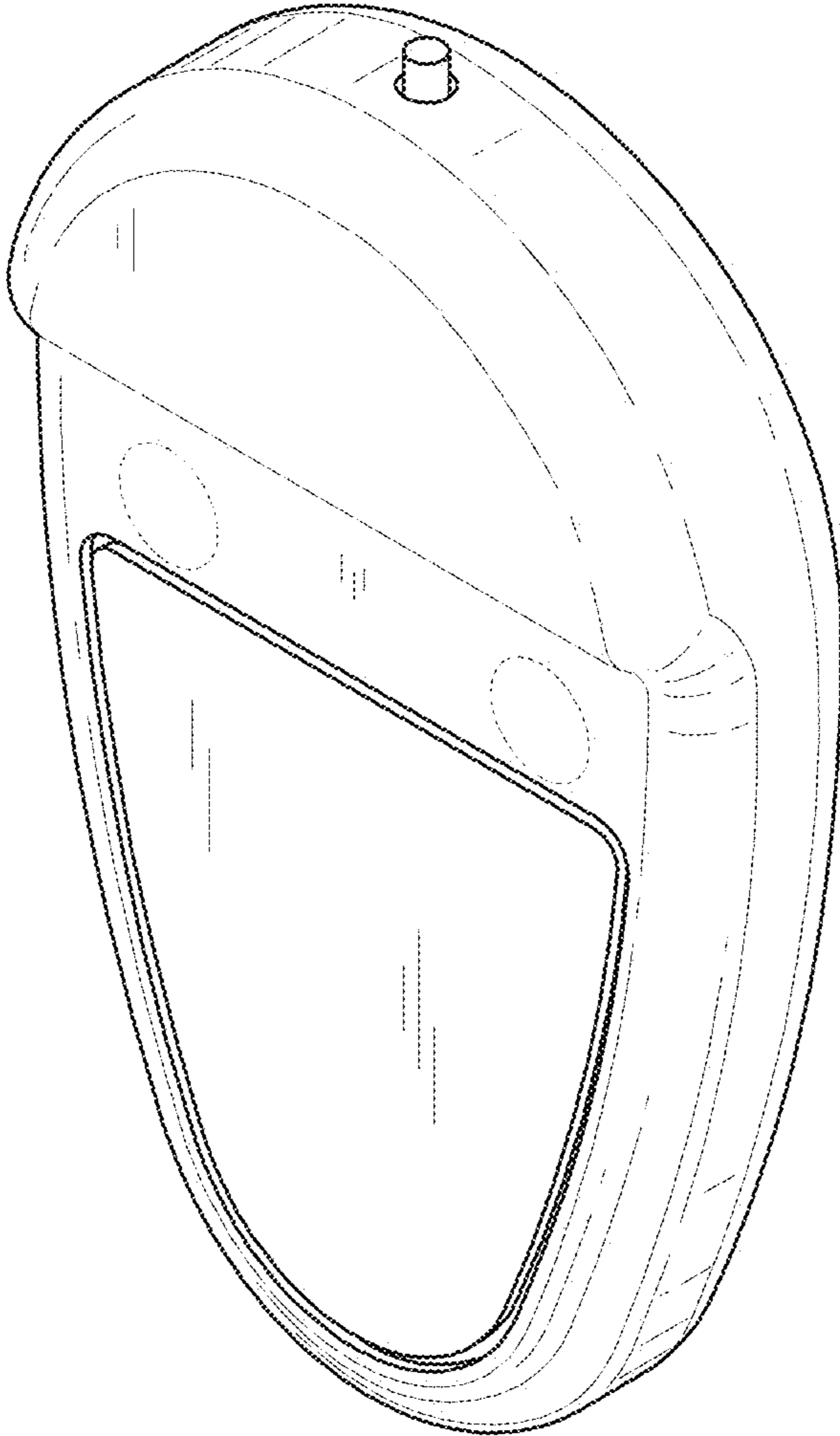


FIG.1

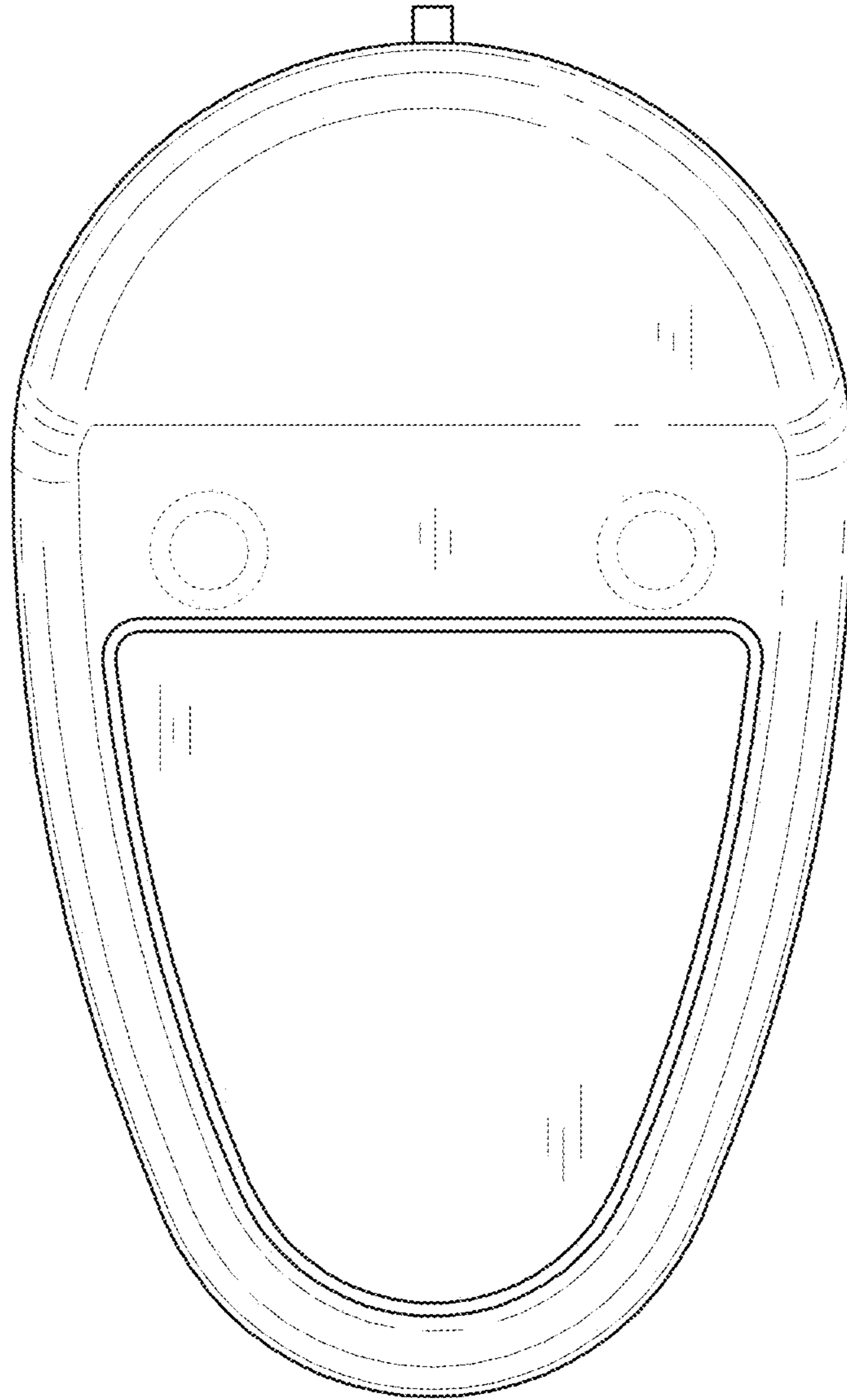


FIG.2

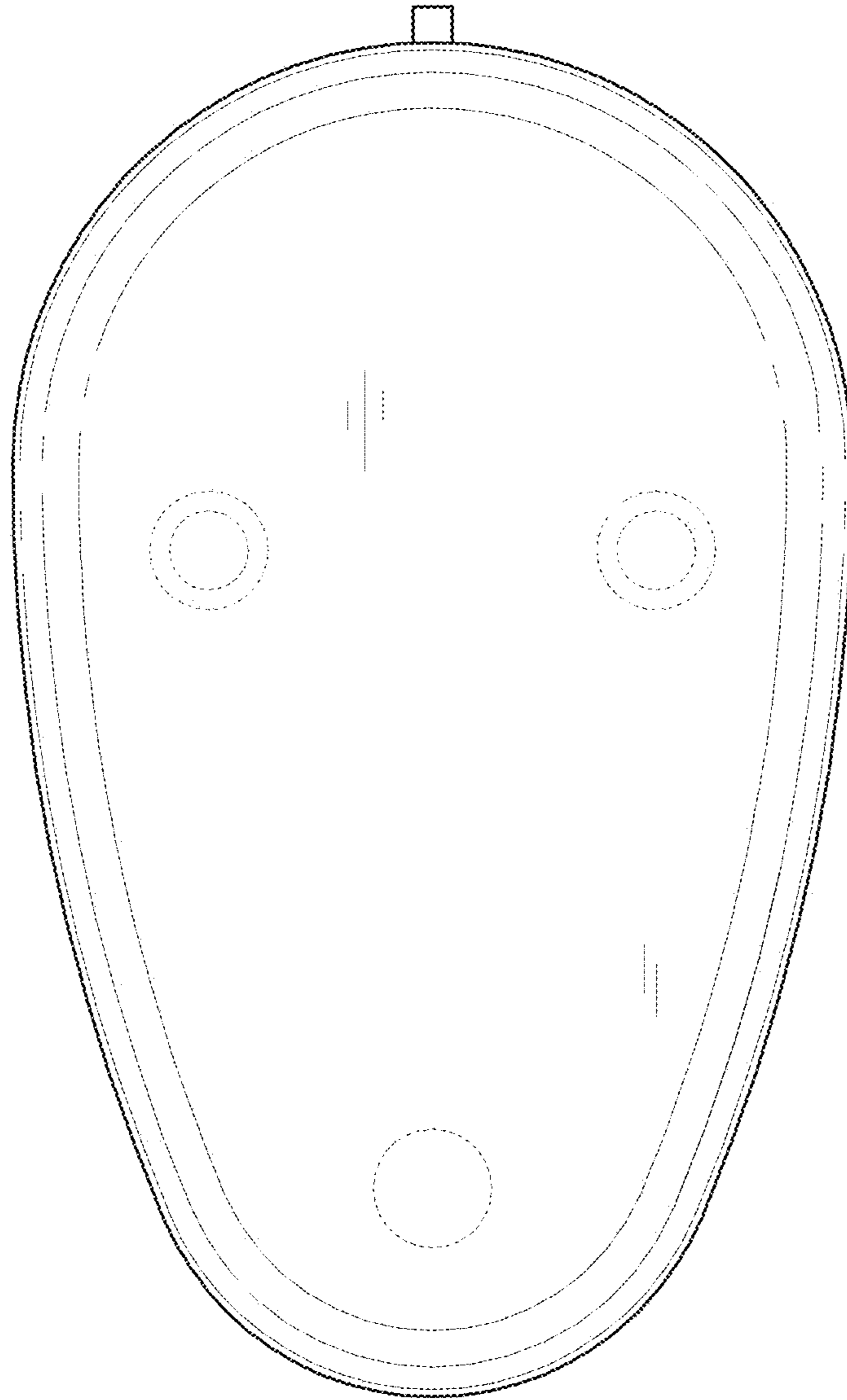


FIG.3

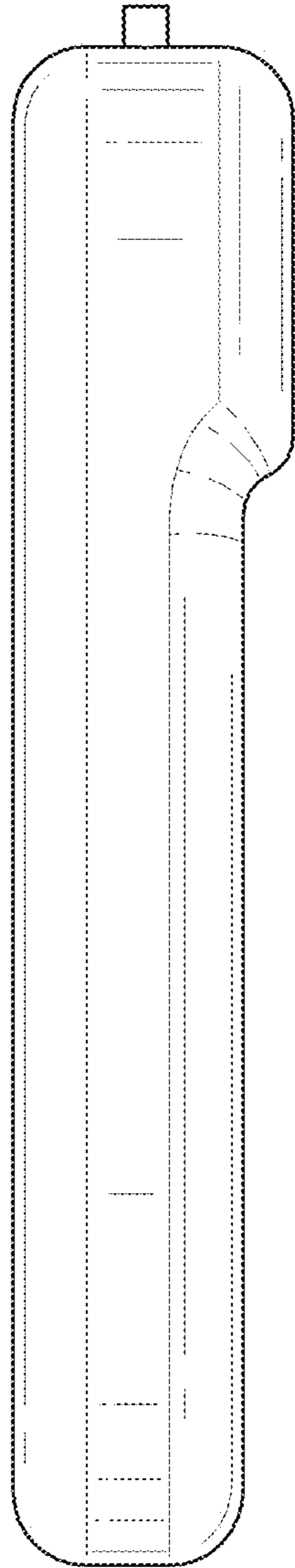


FIG.4




FIG.5

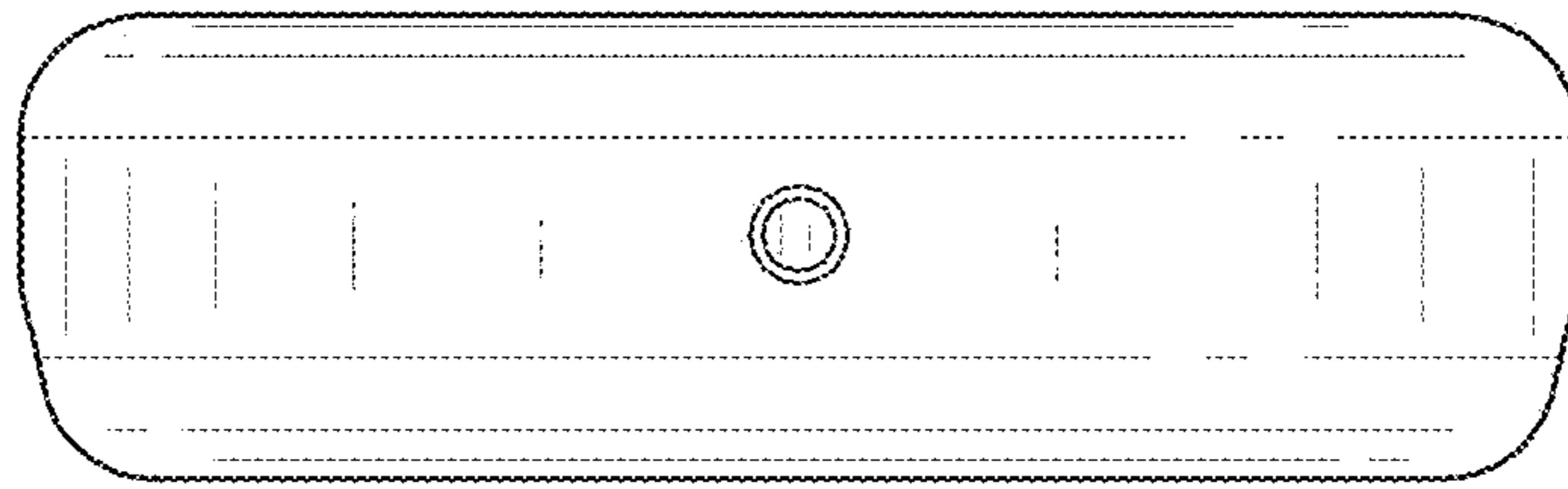


FIG.6

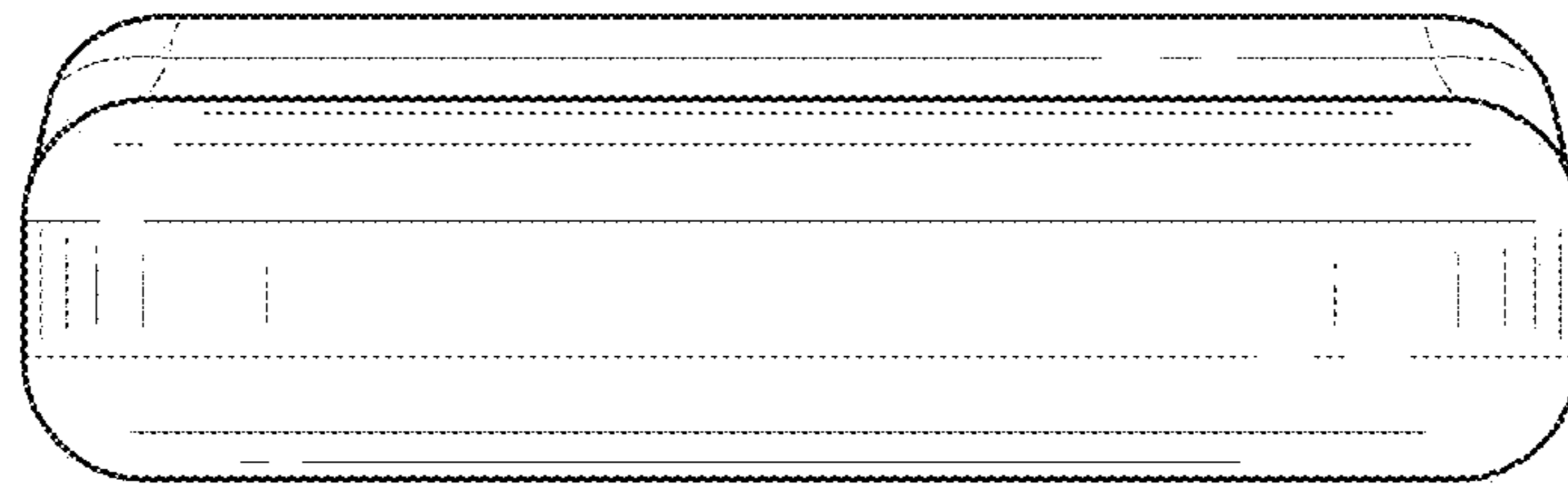


FIG.7