



US00D977990S

(12) **United States Design Patent**
Kim et al.

(10) **Patent No.: US D977,990 S**

(45) **Date of Patent: ** Feb. 14, 2023**

(54) **COSMETIC CONTAINER**

55/00; A47B 55/02; A47B 73/00; A47B
73/006; A47B 73/008; A47B 69/00;
A45D 34/00; A45D 40/00

(71) Applicant: **YONWOO CO., LTD.**, Incheon (KR)

See application file for complete search history.

(72) Inventors: **Yu Seob Kim**, Incheon (KR); **Min Goo Kim**, Incheon (KR); **Ah Young Kim**, Incheon (KR); **Soo Hwan Kim**, Incheon (KR)

(56)

References Cited

U.S. PATENT DOCUMENTS

(73) Assignee: **YONWOO CO., LTD.**, Incheon (KR)

D618,561 S *	6/2010	Lee	D9/726
D722,507 S *	2/2015	Tsai	D9/729
D840,246 S *	2/2019	Shalev	D9/728
D886,635 S *	6/2020	Kilduff	D9/726
D927,318 S *	8/2021	Lee	D9/724
D929,872 S *	9/2021	Lee	D9/724
D949,023 S *	4/2022	Maurin	D9/723

(**) Term: **15 Years**

(21) Appl. No.: **29/803,543**

* cited by examiner

(22) Filed: **Aug. 13, 2021**

(30) **Foreign Application Priority Data**

Feb. 17, 2021 (KR) 30-2021-0008019

(51) **LOC (14) Cl.** **09-01**

(52) **U.S. Cl.**
USPC **D9/724**

(58) **Field of Classification Search**
USPC D9/702-714, 695-699, 435, 440, 521,
D9/454, 544, 723-724, 499, 449,
D9/727-728, 442, 447, 504; D28/91.1,
D28/76-78, 82, 88, 7; D24/114, 199;
D3/202, 205, 203.2, 270, 271.1-271.4;
D7/510, 514-520, 599, 601-602,
D7/612-615, 619.2, 628-629
CPC B65D 1/0223; B65D 1/02; B65D 1/10;
B65D 1/46; B65D 23/00; B65D 2585/00;
B65D 2585/08; B65D 81/60; B65D
81/365; B65D 81/366; B65D 81/368;
B65D 81/18; B65D 81/3876; B65D
81/3886; B65D 81/3272; F25D 3/08;
F25D 3/02; A45C 11/20; A45F 3/18;
A47G 23/0241; A47G 23/0266; A47B

Primary Examiner — Abraham Bahta
(74) *Attorney, Agent, or Firm* — Bridgeway IP Law
Group, PLLC; Sang Ho Lee; Hyun Woo Shin

(57)

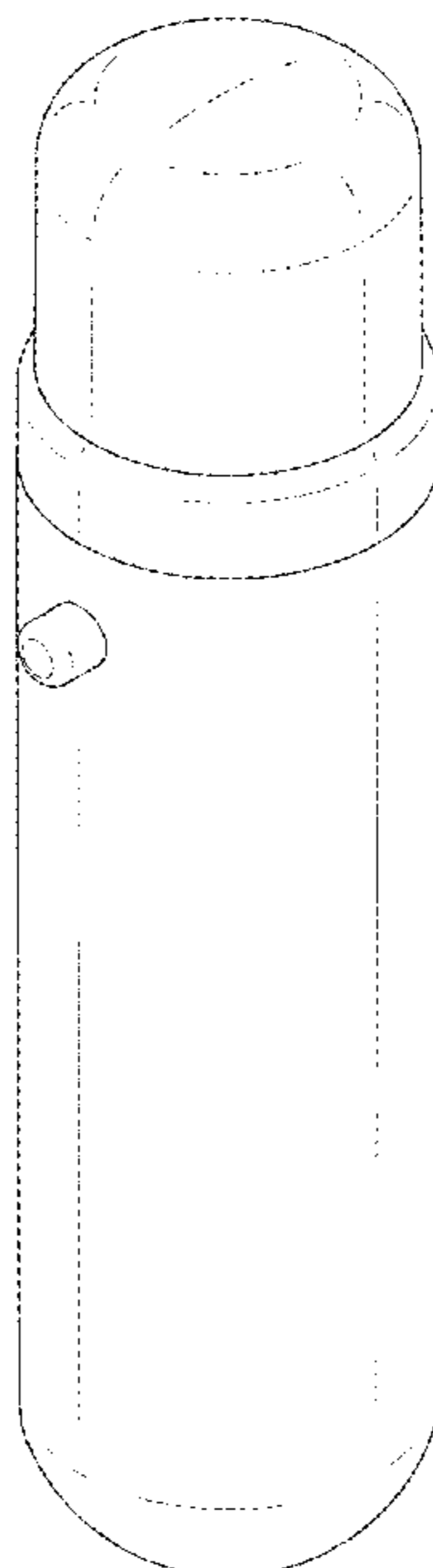
CLAIM

We claim the ornamental design for a cosmetic container, as shown and described.

DESCRIPTION

FIG. 1 is a perspective view of a cosmetic container, showing our new design;
FIG. 2 is a front elevational view thereof;
FIG. 3 is a rear elevational view thereof;
FIG. 4 is a left side elevational view thereof;
FIG. 5 is a right side elevational view thereof;
FIG. 6 is a top plan view thereof; and,
FIG. 7 is a bottom plan view thereof.

1 Claim, 6 Drawing Sheets



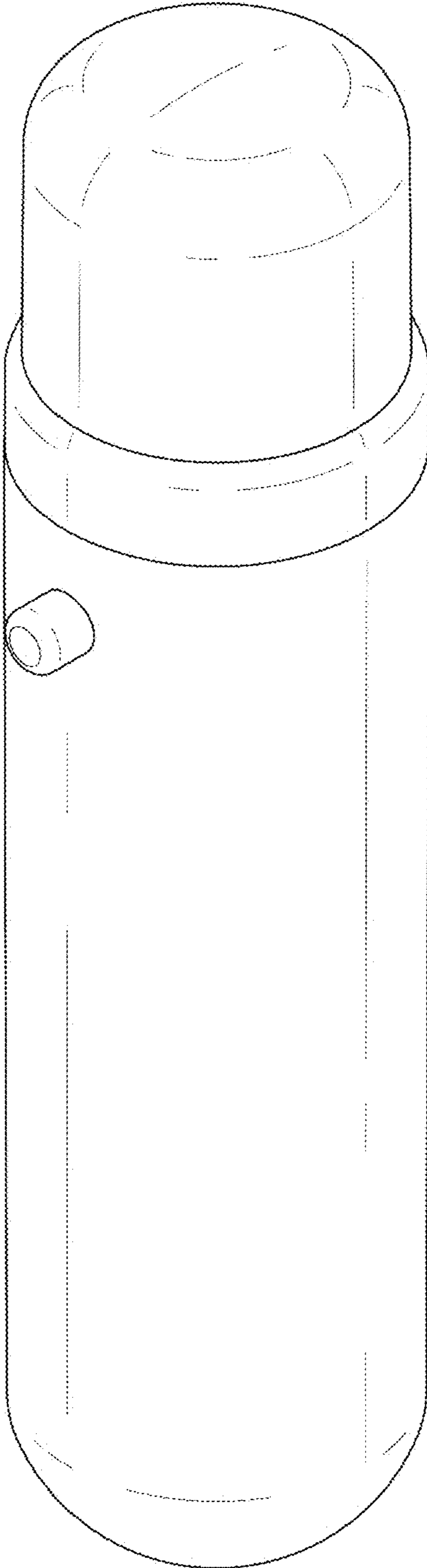


FIG. 1




FIG. 2




FIG. 3

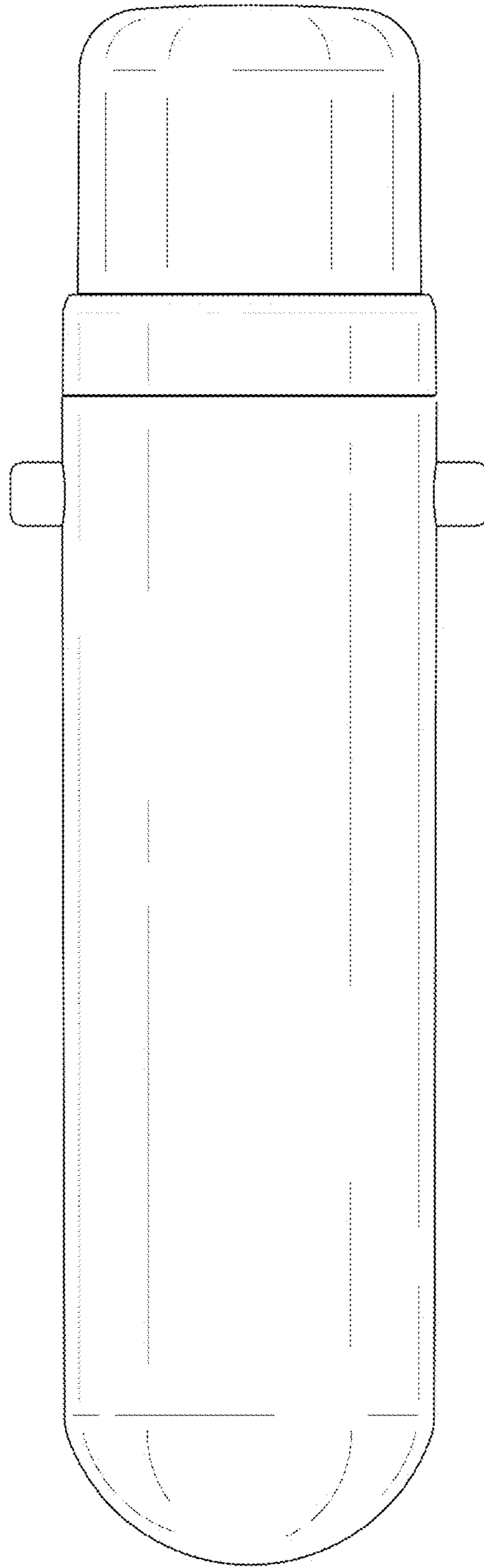


FIG. 4

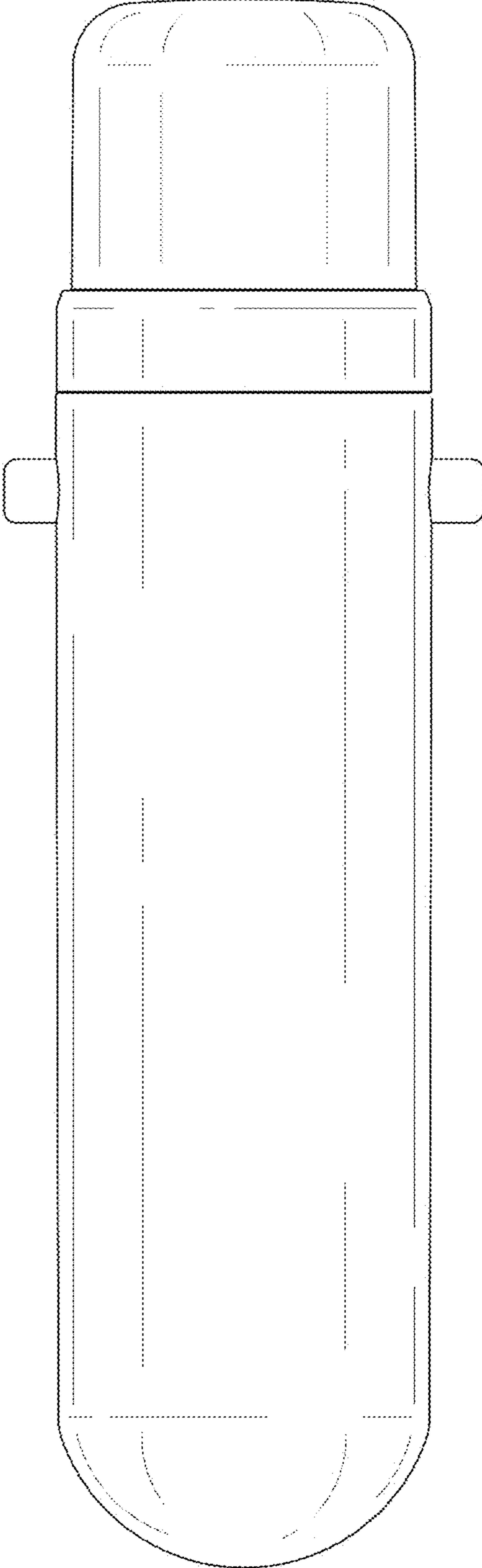


FIG. 5

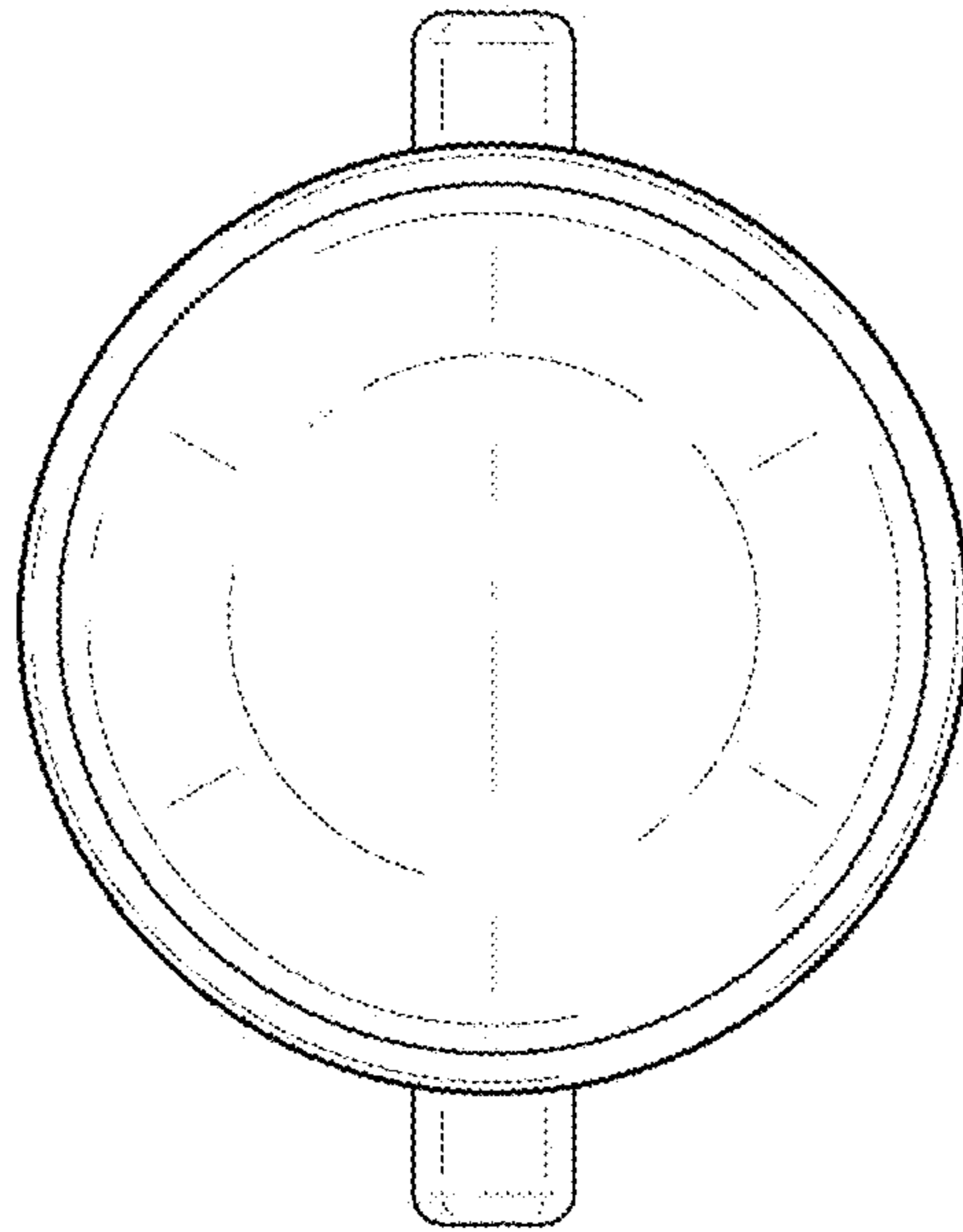


FIG. 6

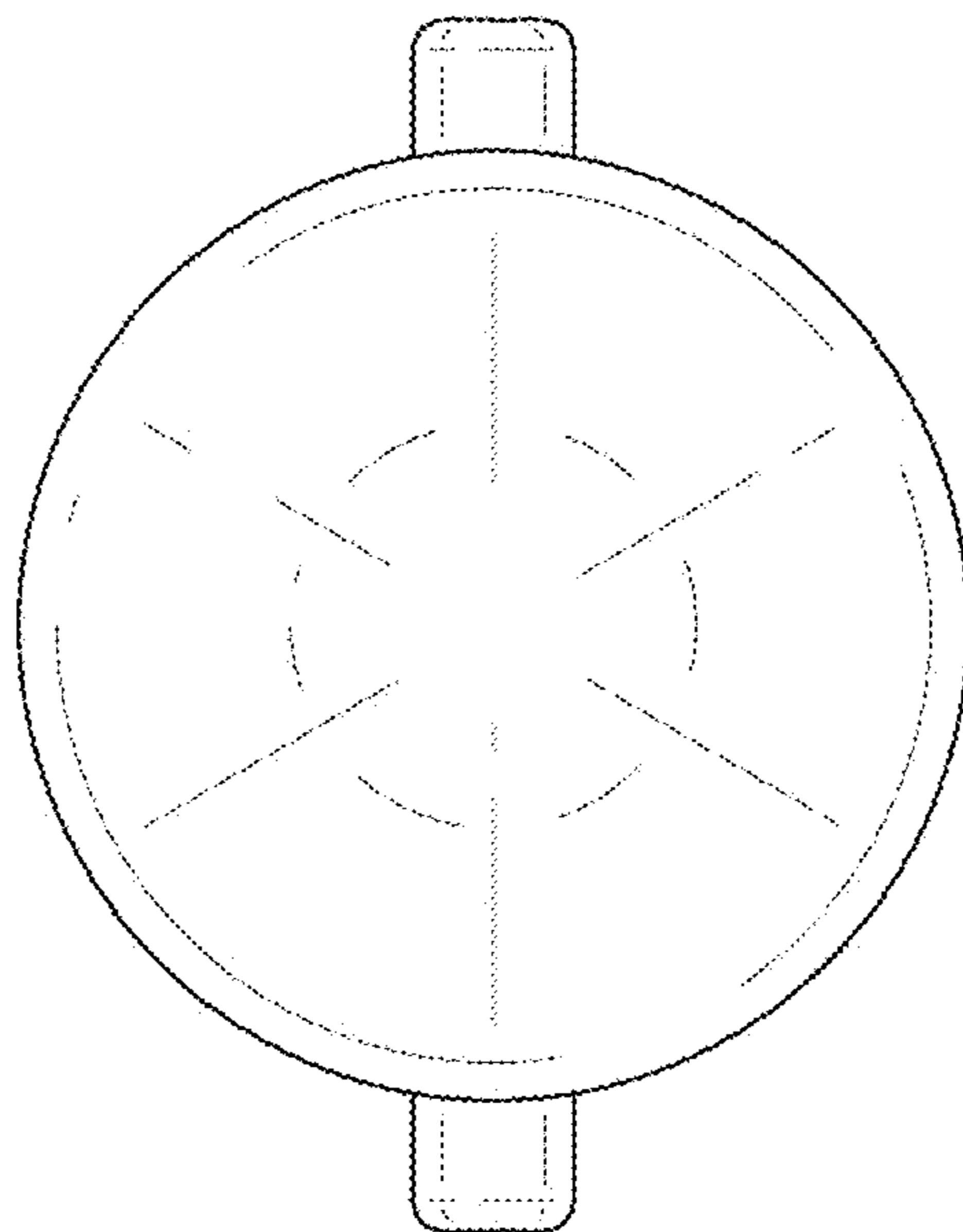


FIG. 7