



US00D977962S

(12) **United States Design Patent** (10) **Patent No.:** **US D977,962 S**  
**Paradiso et al.** (45) **Date of Patent:** **\*\* Feb. 14, 2023**

(54) **HINGED-LID PACKET**  
(71) Applicant: **Azionaria Costruzioni Macchine Automatiche A.C.M.A. S.p.A.**, Bologna (IT)  
(72) Inventors: **Luca Paradiso**, Bologna (IT); **Marco Ghini**, Monte San Pietro (IT)  
(73) Assignee: **AZIONARIA COSTRUZIONI MACCHINE AUTOMATICHE A.C.M.A. S.P.A.**, Bologna (IT)  
(\*\*) Term: **15 Years**  
(21) Appl. No.: **29/708,984**  
(22) Filed: **Oct. 10, 2019**  
(30) **Foreign Application Priority Data**  
Apr. 12, 2019 (IT) ..... 402019000000770  
(51) **LOC (14) Cl.** ..... **09-03**  
(52) **U.S. Cl.**  
USPC ..... **D9/420**  
(58) **Field of Classification Search**  
USPC ..... D9/420, 430, 414-418, 721, 423, 431; D27/189  
CPC ..... B65D 85/1056; B65D 85/1081; B65D 85/1027; B65D 25/20  
See application file for complete search history.

(56) **References Cited**  
U.S. PATENT DOCUMENTS  
D441,497 S \* 5/2001 Focke ..... D27/189  
D480,174 S \* 9/2003 Draghetti ..... D27/189  
D500,387 S \* 12/2004 Draghetti ..... D27/189

D503,616 S \* 4/2005 Ghini ..... D9/430  
D521,373 S \* 5/2006 Stanton ..... D9/430  
D582,264 S \* 12/2008 Snyder ..... D9/423  
D668,142 S \* 10/2012 Turner ..... D9/423  
D672,640 S \* 12/2012 Boissinot ..... D9/418  
D683,241 S \* 5/2013 Ghini ..... D9/721  
D732,952 S \* 6/2015 Ghini ..... D9/423  
D775,946 S \* 1/2017 Ghini ..... D9/430  
D805,385 S \* 12/2017 Johnson ..... D9/431  
2005/0016876 A1 \* 1/2005 Ghini ..... B65D 85/1056  
206/271  
2009/0152283 A1 \* 6/2009 Pegram ..... B65D 25/20  
220/720  
2009/0242434 A1 \* 10/2009 Ghini ..... B65D 85/1081  
206/268  
2020/0247605 A1 \* 8/2020 Polloni ..... B65D 85/1027

\* cited by examiner

*Primary Examiner* — Rhea Shields  
(74) *Attorney, Agent, or Firm* — Shuttleworth & Ingersoll, PLC; Timothy J. Klima

(57) **CLAIM**  
The ornamental design for a hinged-lid packet, as shown and described.

**DESCRIPTION**  
FIG. 1 is a left side perspective view of a hinged-lid packet, showing our new design;  
FIG. 2 is a top view thereof,  
FIG. 3 is a front thereof,  
FIG. 4 is a left side view thereof,  
FIG. 5 is a right side view thereof,  
FIG. 6 is a rear view thereof; and,  
FIG. 7 is a bottom view thereof.  
Any broken lines in the figures illustrate portions of the hinged-lid packet that form no part of the claimed design.

**1 Claim, 4 Drawing Sheets**

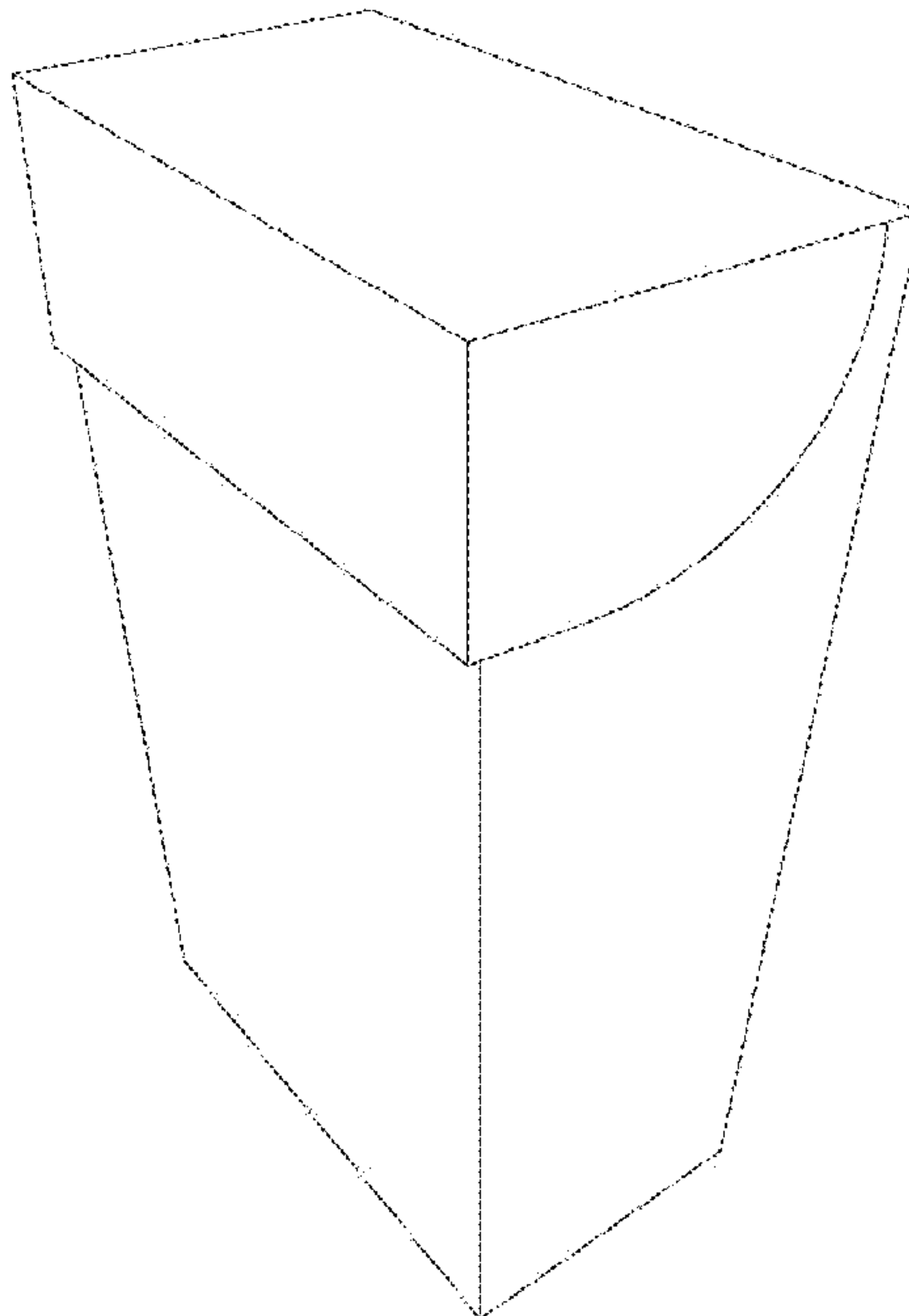


FIG.1

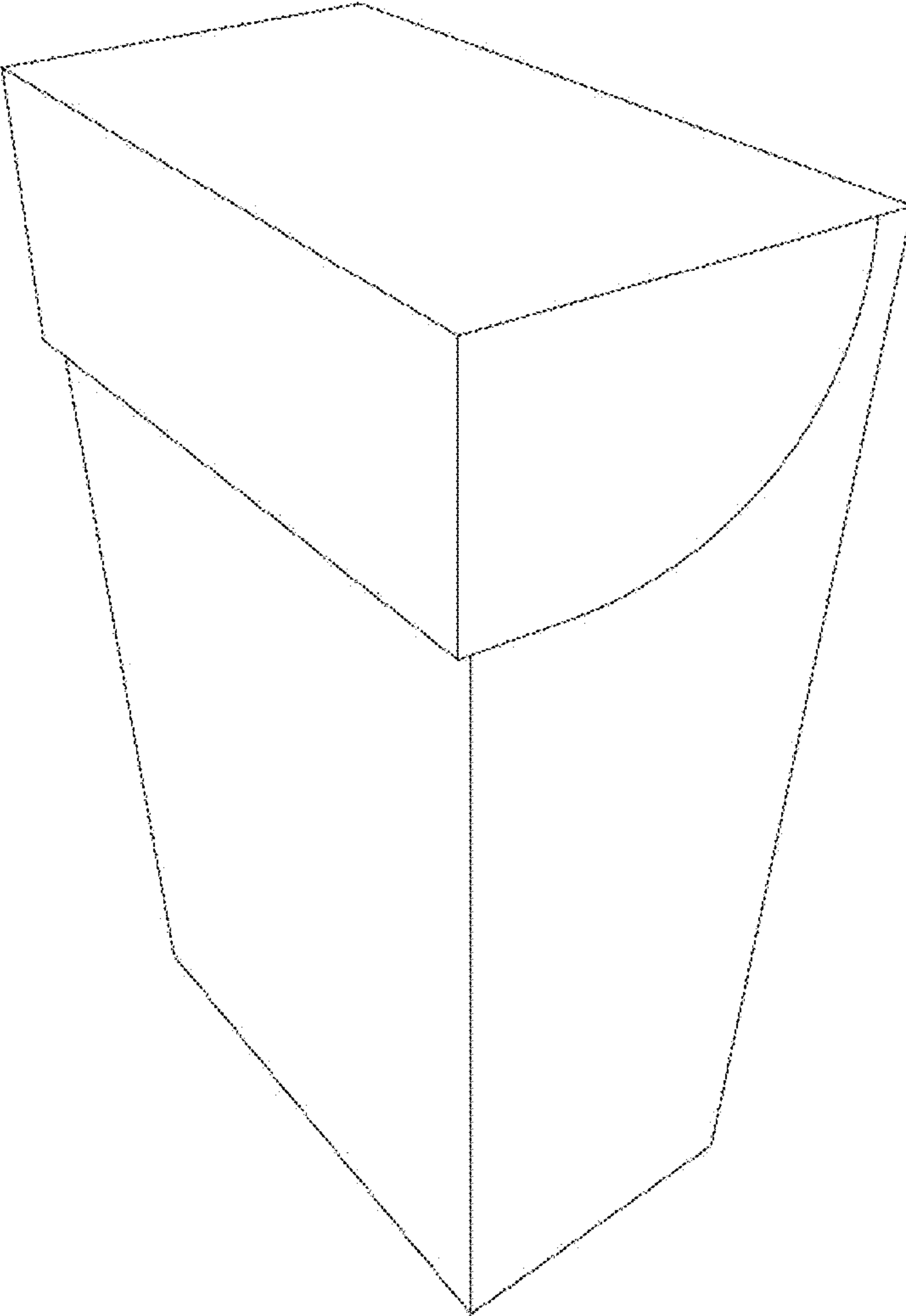


FIG. 2




FIG. 3

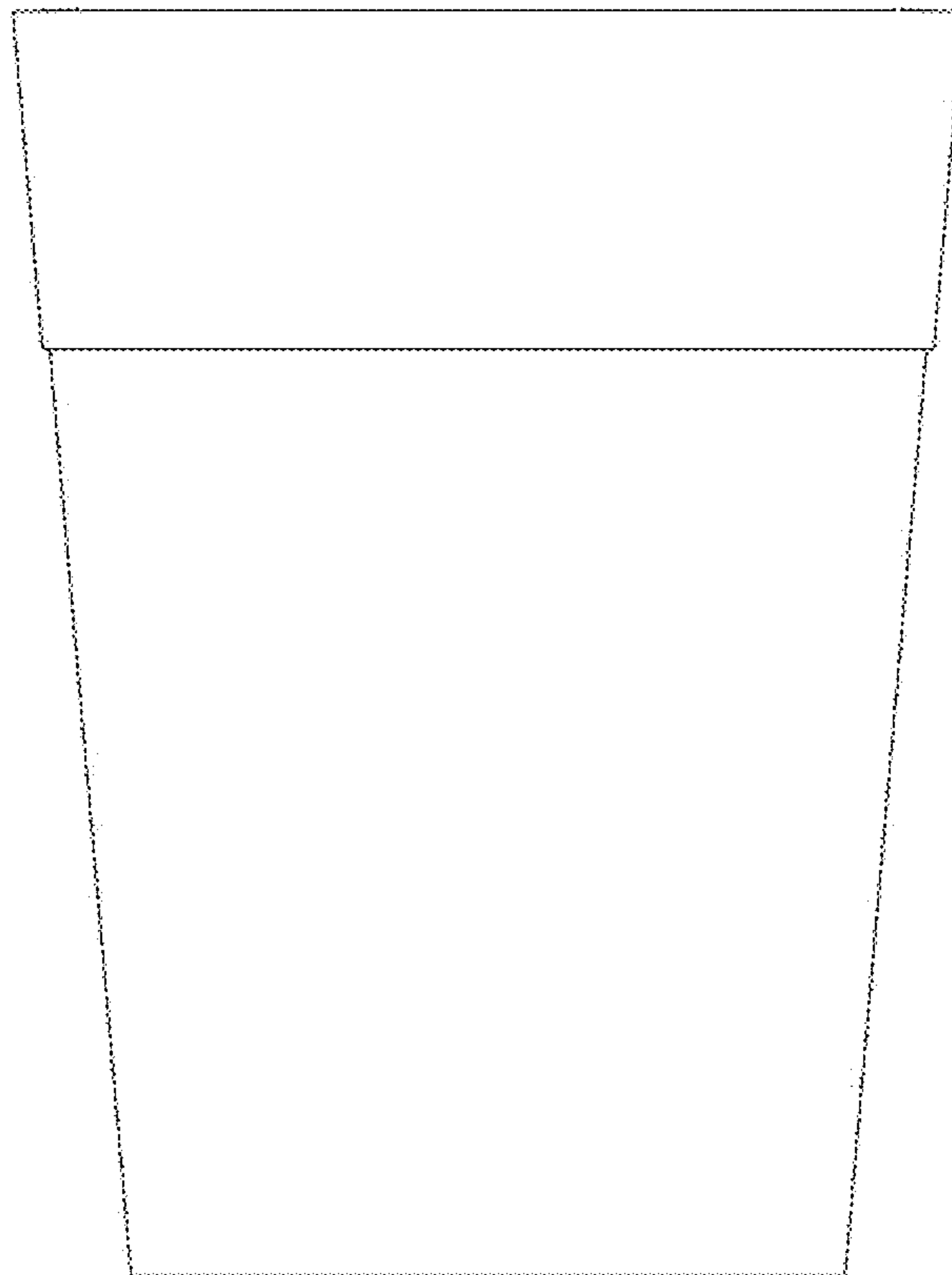


FIG. 4

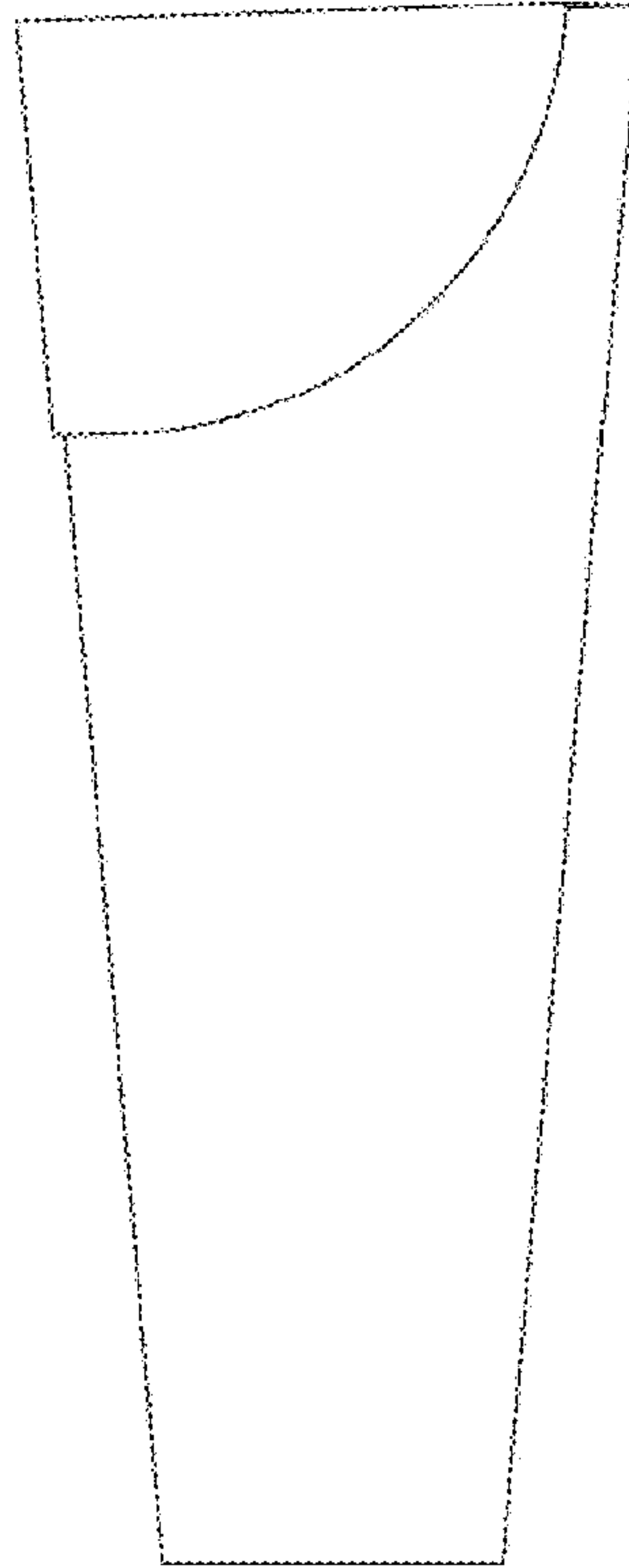


FIG. 5

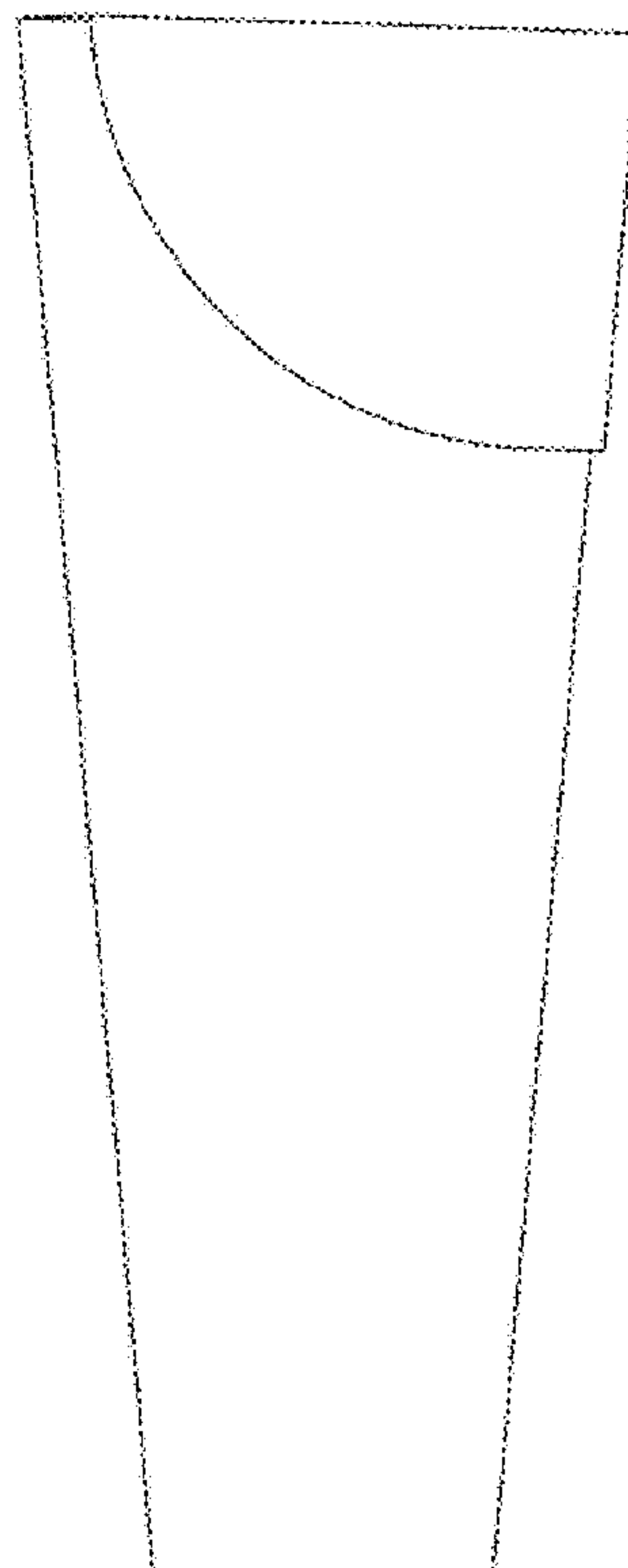


FIG. 6

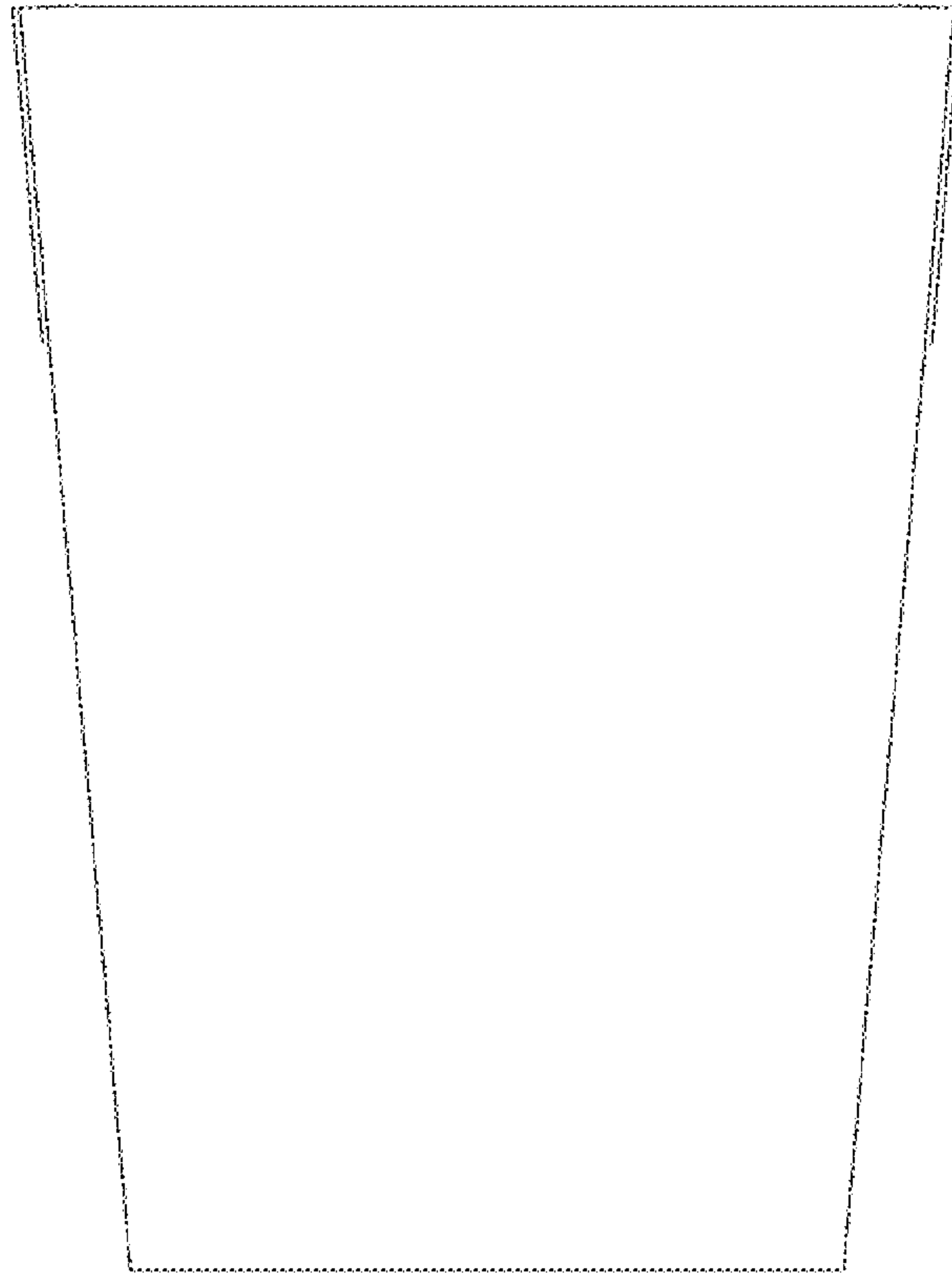


FIG. 7

