



US00D977924S

(12) **United States Design Patent** (10) **Patent No.:** **US D977,924 S**
Li (45) **Date of Patent:** **** Feb. 14, 2023**

(54) **SPICE GRINDER**
(71) Applicant: **ZhongShan KaiDuo Electrical Appliances Co., Ltd.**, Guangdong (CN)

D531,861 S * 11/2006 Jossem D7/679
D560,445 S * 1/2008 Tardif D7/679
D565,910 S * 4/2008 Krus D7/679
(Continued)

(72) Inventor: **Biding Li**, Hunan (CN)
(73) Assignee: **ZhongShan KaiDuo Electrical Appliances Co., Ltd.**, Guangdong (CN)

FOREIGN PATENT DOCUMENTS

CN 302922124 * 8/2014
CN 306676760 * 7/2021

(**) Term: **15 Years**
(21) Appl. No.: **29/843,762**
(22) Filed: **Jun. 23, 2022**

OTHER PUBLICATIONS

Vermark Electric Salt and Pepper Grinder Set, posted at Amazon.com on Aug. 11, 2022, [site visited Oct. 22, 2022]. Available from internet, URL: <<https://www.amazon.com/Vermark-Rechargeable-Adjustable-Coarseness-Operation/dp/B0B9C738DB/>> (Year: 2022).*
(Continued)

(30) **Foreign Application Priority Data**
Mar. 30, 2022 (CN) 202230173785.8

Primary Examiner — Andrew Kerr
Assistant Examiner — Chariton Alexakis
(74) *Attorney, Agent, or Firm* — ScienBiziP, P.C.

(51) **LOC (14) Cl.** **07-04**
(52) **U.S. Cl.**
USPC **D7/679**

(57) **CLAIM**
The ornamental design for a spice grinder, as shown and described.

(58) **Field of Classification Search**
USPC D7/372, 373, 590, 591, 592, 593, 594, D7/595, 596, 597, 679; D9/500, 503, D9/504
CPC A23F 5/00; A23F 5/08; A24B 7/04; A47J 42/00; A47J 42/02; A47J 42/04; A47J 42/06; A47J 42/08; A47J 42/10; A47J 42/12; A47J 42/14; A47J 42/16; A47J 42/18; A47J 42/24; A47J 42/34; A47J 42/38; A47J 42/50; A47J 42/52; A47J 43/25; A47J 43/255

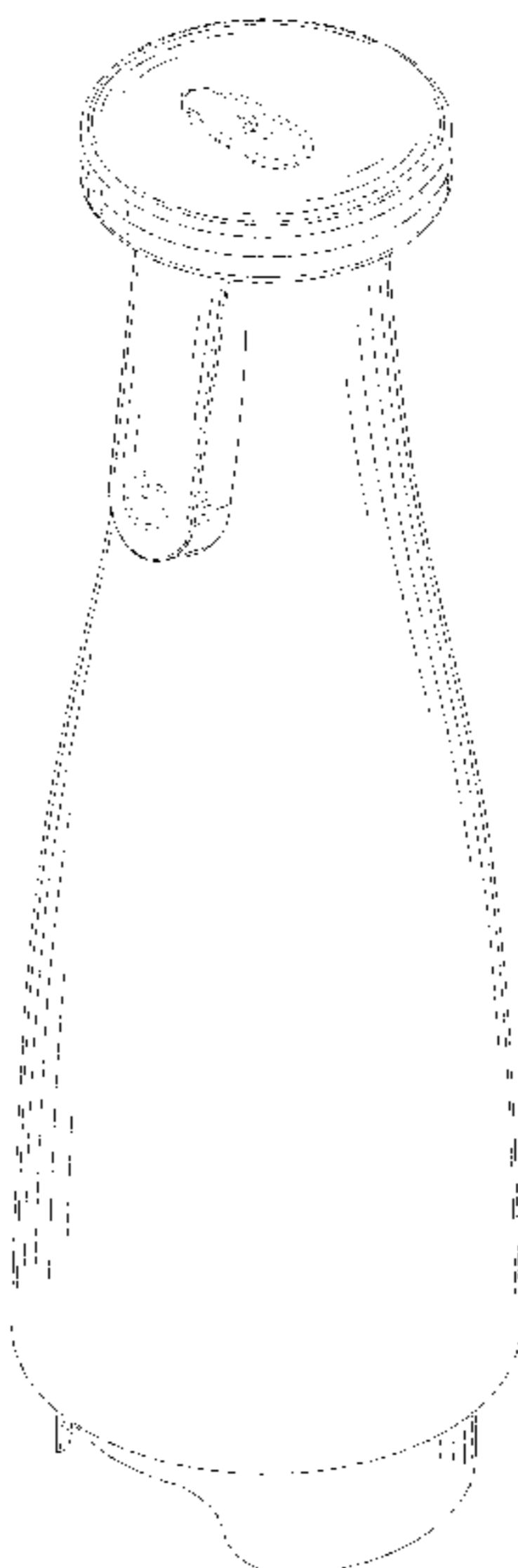
DESCRIPTION

FIG. 1 is a front, right and top perspective view of a spice grinder, showing my design.
FIG. 2 is a rear, left and bottom perspective view thereof.
FIG. 3 is a front elevation view thereof.
FIG. 4 is a rear elevation view thereof.
FIG. 5 is a left side elevation view thereof.
FIG. 6 is a right side elevation view thereof.
FIG. 7 is a top plan view thereof.
FIG. 8 is a bottom plan view thereof.
FIG. 9 is an exploded view thereof; and,
FIG. 10 is another exploded view of FIG. 9 from another perspective.
The broken lines shown in the drawings are included for the purpose of illustrating portions of the spice grinder that form no part of the claimed design.

See application file for complete search history.

(56) **References Cited**
U.S. PATENT DOCUMENTS
6,568,616 B1 * 5/2003 Tang A47J 42/34 241/168
D484,371 S * 12/2003 Tang D7/679

1 Claim, 10 Drawing Sheets



(56)

References Cited

U.S. PATENT DOCUMENTS

D580,702	S	*	11/2008	Holcomb	D7/378
D581,742	S	*	12/2008	Krus	D7/591
D646,932	S	*	10/2011	Melms, Jr.	D7/598
D652,694	S	*	1/2012	de Bretton Gordon	D7/679
D682,605	S	*	5/2013	Krus	D7/376
D683,239	S	*	5/2013	Broen	D9/689
D732,950	S		6/2015	Young		
D776,294	S		1/2017	Sharpe		
D808,745	S	*	1/2018	Mesnier	A47J 42/34 D7/679
D817,096	S	*	5/2018	Kauss	A47J 42/06 D9/503
D954,018	S	*	6/2022	Teruzzi	A47J 42/50 D14/204
2013/0193246	A1	*	8/2013	Roberts, Jr.	A47J 42/50 241/36
2016/0220068	A1	*	8/2016	Naden	A47J 42/46
2018/0125301	A1	*	5/2018	Cozzolino	A47J 42/04
2020/0406266	A1	*	12/2020	Liu	A47J 42/06

OTHER PUBLICATIONS

Electric Salt and Pepper Grinder Set, posted at Amazon.com on Sep. 11, 2018, [site visited Oct. 21, 2022]. Available from internet, URL: <<https://www.amazon.com/dp/B07Z62LS8B/>> (Year: 2018).*

* cited by examiner

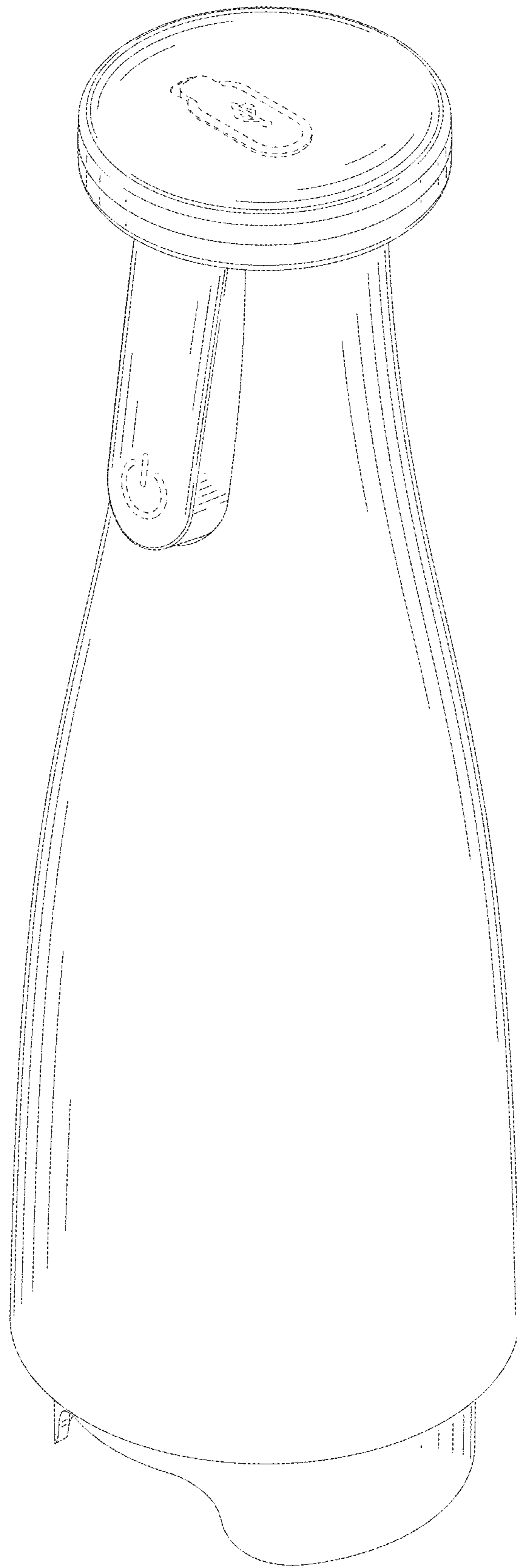


FIG. 1



FIG. 2

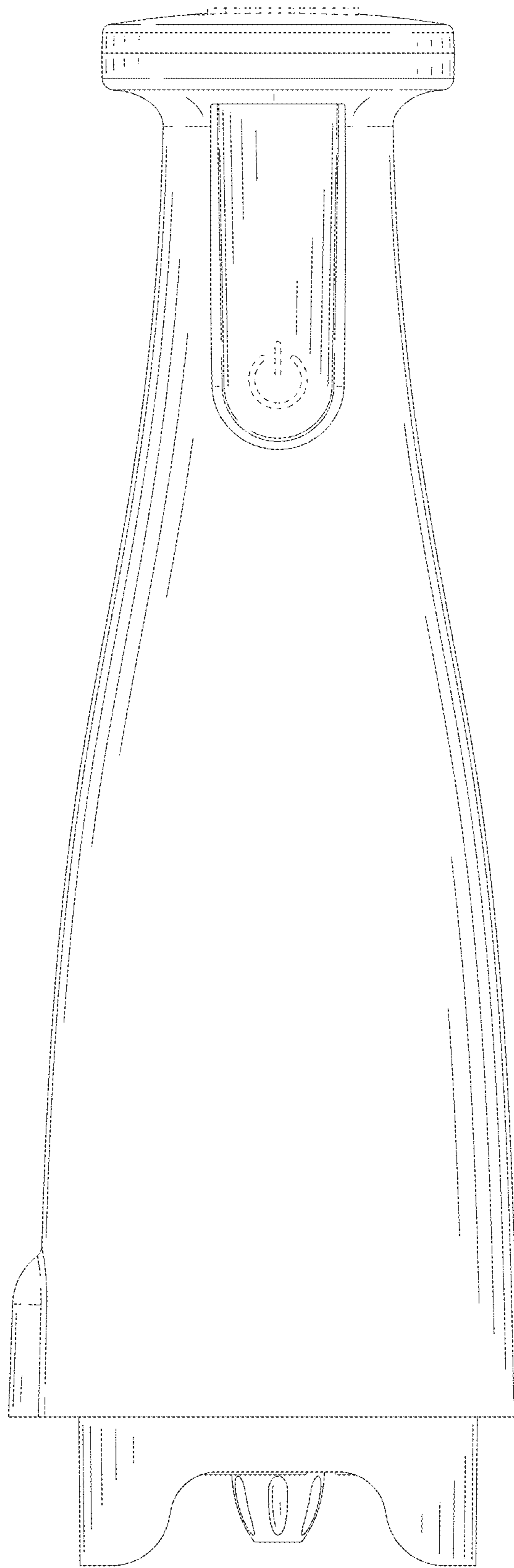


FIG. 3

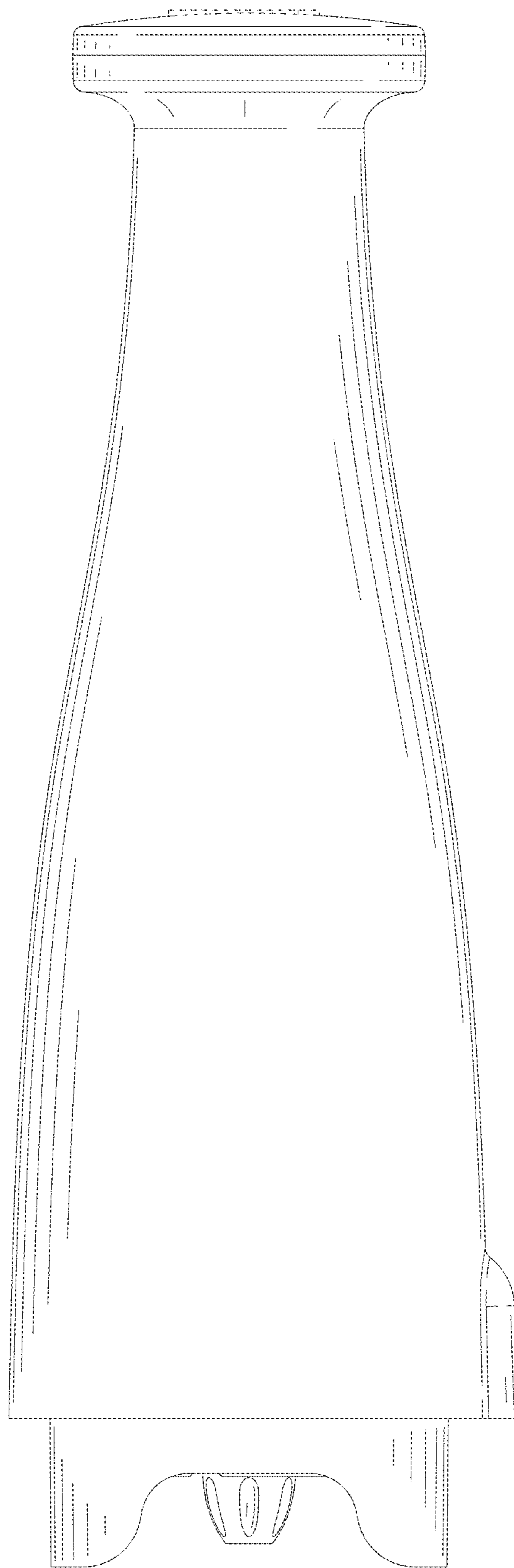


FIG. 4



FIG. 5



FIG. 6

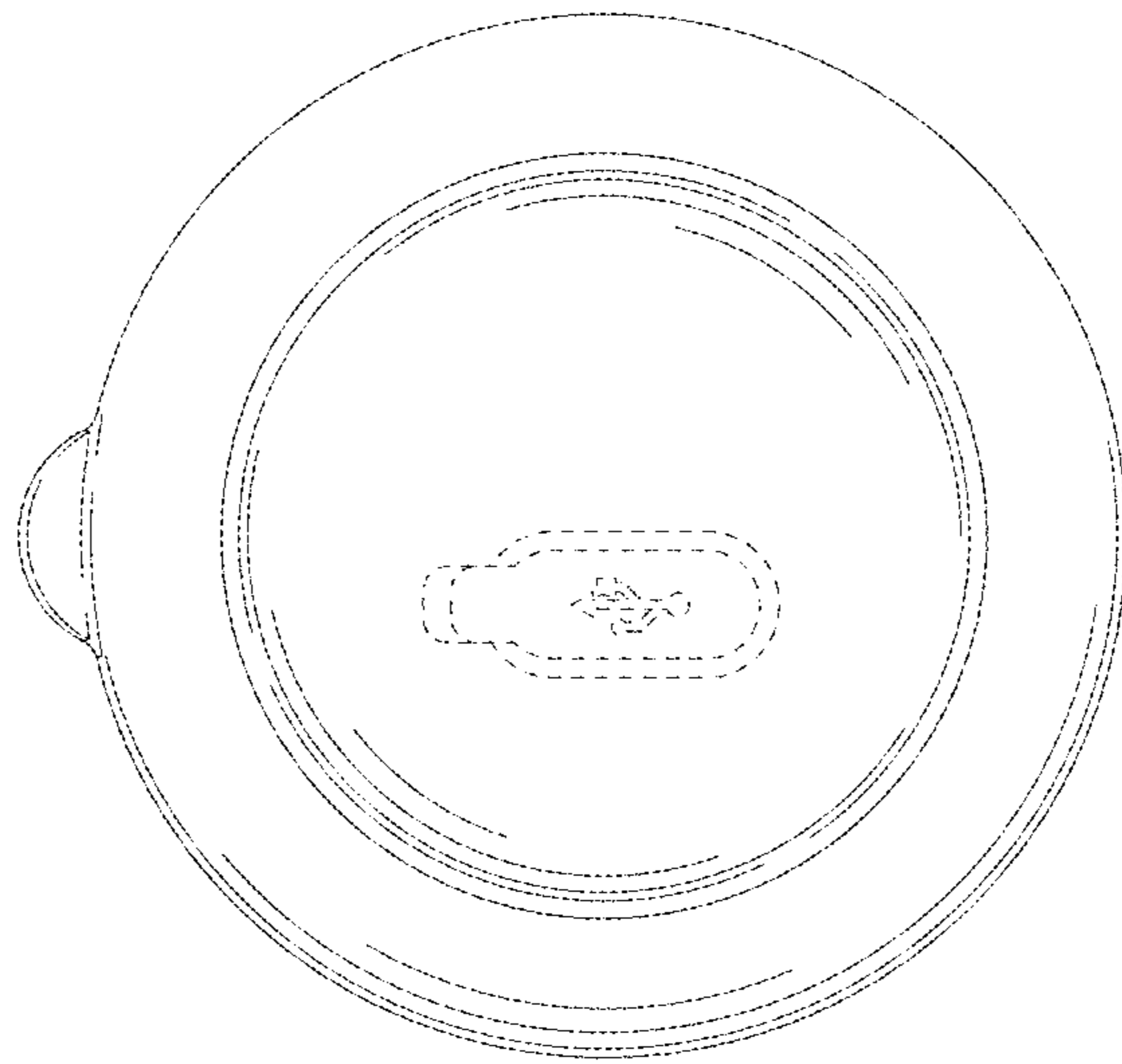


FIG. 7

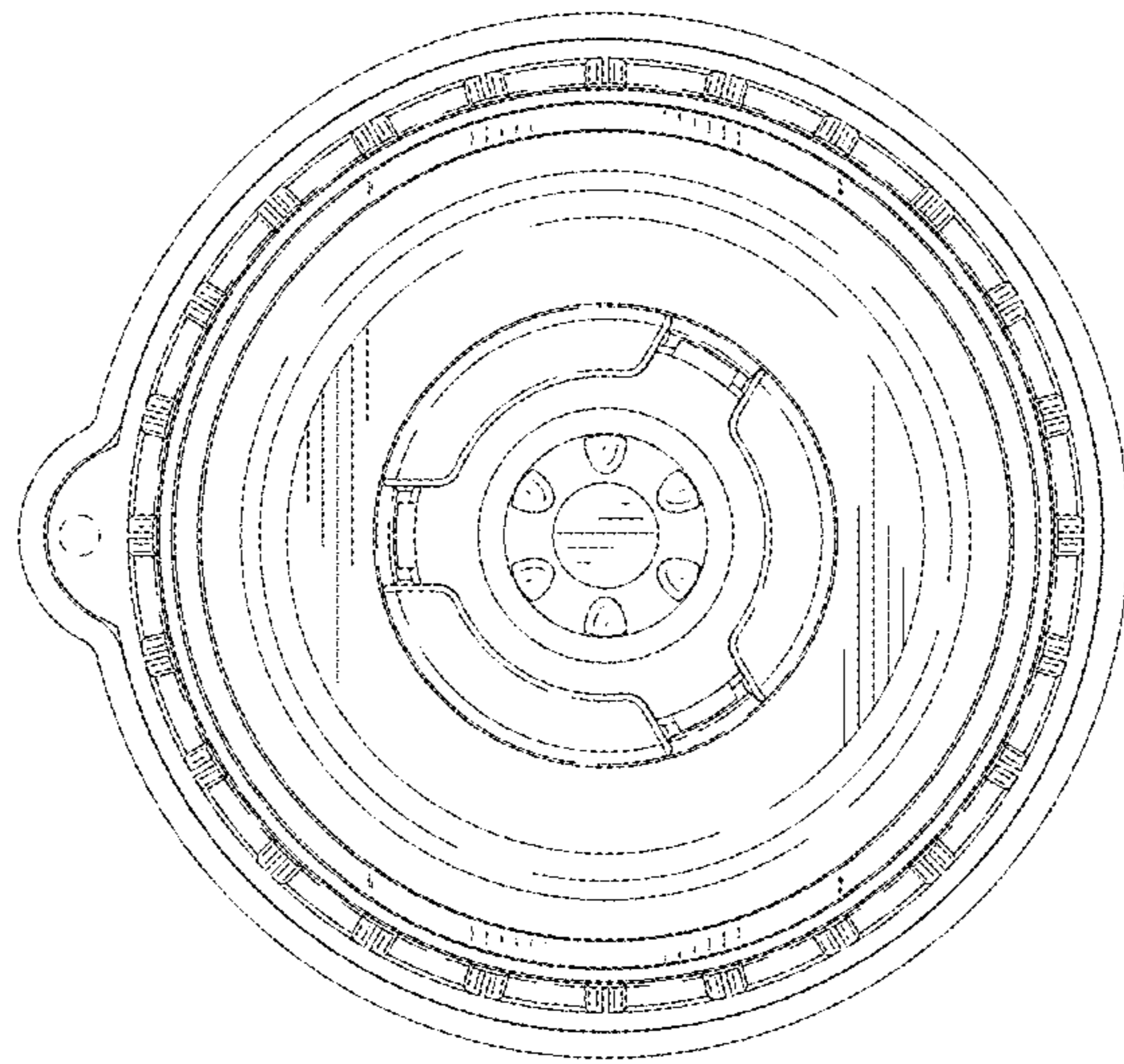


FIG. 8

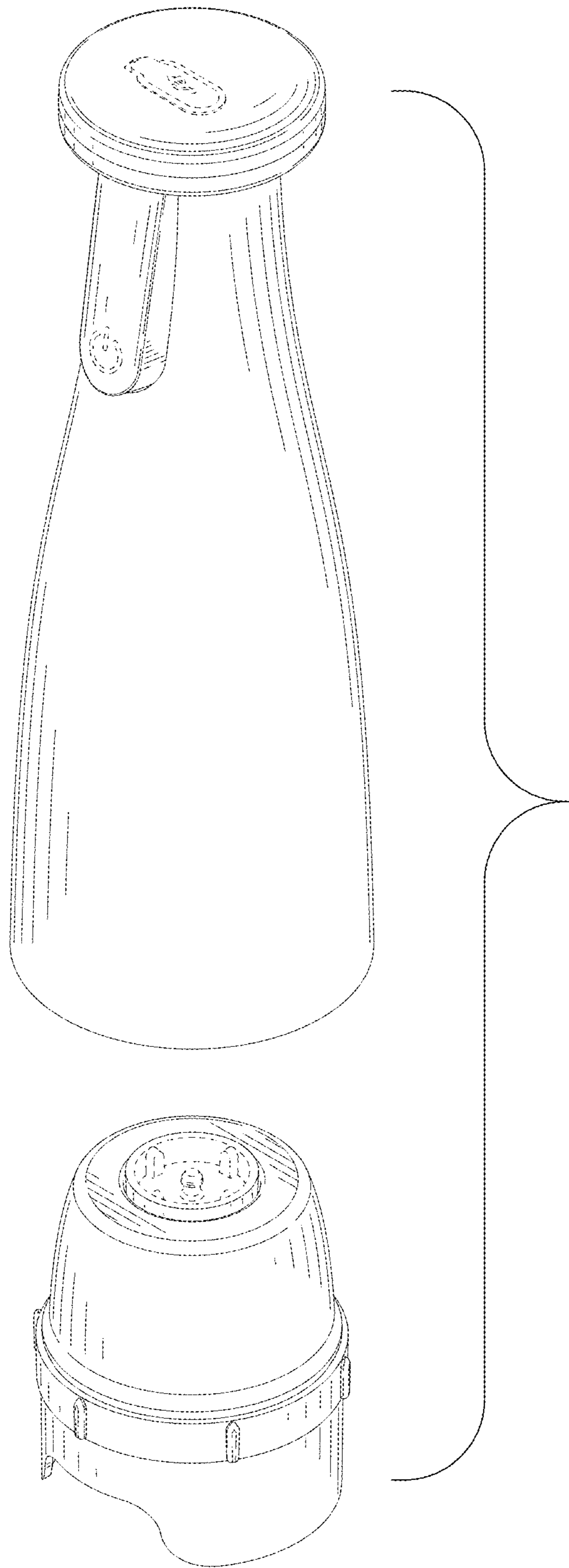


FIG. 9

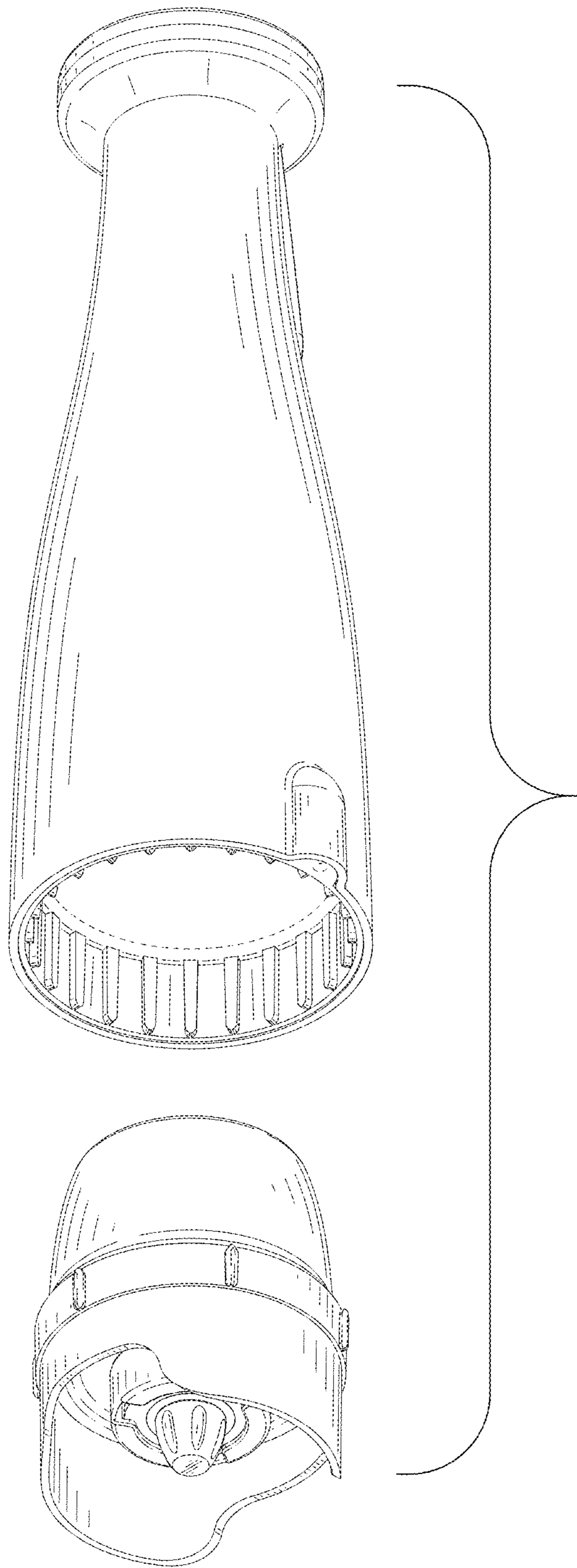


FIG. 10