



US00D977900S

(12) **United States Design Patent** (10) **Patent No.:** **US D977,900 S**
Zhao et al. (45) **Date of Patent:** **** Feb. 14, 2023**

(54) **COOKING PAN**
(71) Applicant: **Zhejiang Zhongheng Aluminum Industry Co., Ltd.**, Lishui (CN)
(72) Inventors: **Zhen Zhao**, Lishui (CN); **Yongwei Gao**, Lishui (CN)
(73) Assignee: **Zhejiang Zhongheng Aluminum Industry Co., Ltd.**, Lishui (CN)

D653,903 S 2/2012 Cloutier
D662,775 S * 7/2012 Moulin D7/354
D774,349 S 12/2016 Zemel et al.
D797,491 S * 9/2017 Mirchandani D7/354
D807,681 S 1/2018 Lee
D814,048 S * 3/2018 Darrow D25/138
D816,391 S 5/2018 Kim
D825,980 S 8/2018 Tsai
D834,875 S 12/2018 Feng
D883,731 S 5/2020 Tsai
D894,667 S 9/2020 Tsai
D896,029 S 9/2020 Thompson

(**) Term: **15 Years**

(21) Appl. No.: **29/774,252**

(22) Filed: **Mar. 15, 2021**

(51) **LOC (14) Cl.** **07-02**

(52) **U.S. Cl.**
USPC **D7/361; D7/354**

(58) **Field of Classification Search**
USPC D7/323, 354-363, 391, 393-396, 402, D7/409; D25/103, 138
CPC A47G 19/12; A47J 27/00; A47J 27/002; A47J 27/08; A47J 27/21; A47J 27/58; A47J 36/025; A47J 36/06; A47J 36/12; A47J 37/00; A47J 37/10; A47J 37/101; A47J 37/103; A47J 37/12; A47J 37/1204; A47J 45/061; A47J 45/071; A47J 45/08; H05B 6/12

See application file for complete search history.

(56) **References Cited**

U.S. PATENT DOCUMENTS

D373,286 S * 9/1996 Antonio D7/361
D374,149 S * 10/1996 Candianides D7/359
D614,445 S * 4/2010 Ferron D7/354
D639,604 S * 6/2011 Degnan D7/354
D639,605 S 6/2011 Degnan
D651,844 S * 1/2012 Cloutier D7/354
D653,358 S * 1/2012 Martin D25/138

OTHER PUBLICATIONS

Gotham Steel Hammered Collection Pots and Pans. Date First Available on Amazon.com Jan. 10, 2019. <https://www.amazon.com/Gotham-Steel-Hammered-Collection-Composition/dp/B07MSK8QCH> (Year: 2019).*

* cited by examiner

Primary Examiner — Ricky Pham

(74) *Attorney, Agent, or Firm* — Au Law Office, P.C.; Yiu F. Au

(57) **CLAIM**

The ornamental design for a cooking pan, as shown and described.

DESCRIPTION

FIG. 1 is a perspective view showing our new design; FIG. 2 is a front view of the cooking pan shown in FIG. 1; FIG. 3 is a left view of the cooking pan shown in FIG. 1; FIG. 4 is a back view of the cooking pan shown in FIG. 1; FIG. 5 is a right view of the cooking pan shown in FIG. 1; FIG. 6 is a top view of the cooking pan shown in FIG. 1; and, FIG. 7 is a bottom view of the cooking pan shown in FIG. 1.

1 Claim, 3 Drawing Sheets






Fig. 1




Fig. 2




Fig. 3

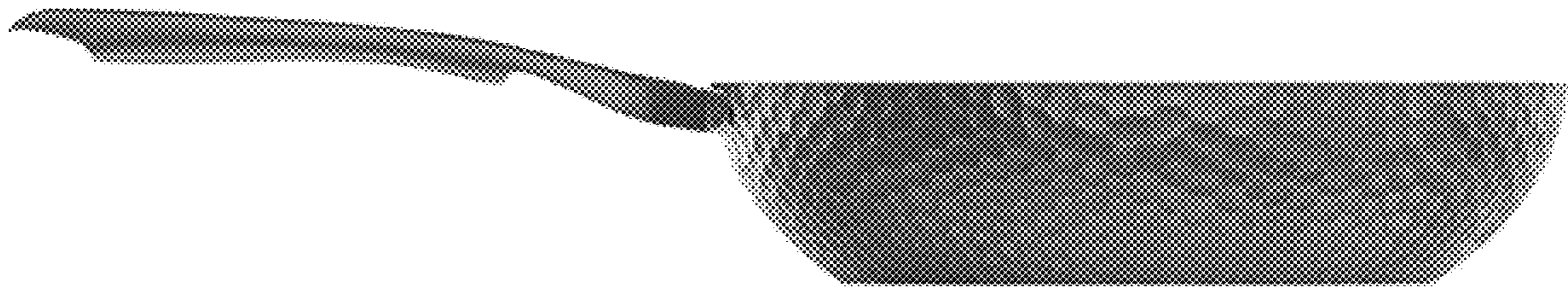


Fig. 4




Fig. 5



Fig. 6



Fig. 7