



US00D977885S

(12) **United States Design Patent** (10) **Patent No.:** **US D977,885 S**  
**Scharfenkamp et al.** (45) **Date of Patent:** **\*\* Feb. 14, 2023**

(54) **UTILITY BASKET FOR CHAIR**  
(71) Applicant: **Smith System Manufacturing Company, Inc.**, Carrollton, TX (US)  
(72) Inventors: **Robert Joseph Scharfenkamp**, Prosper, TX (US); **Randall Joseph Kastalanych**, Plano, TX (US); **Matthew Robert Dewey**, Aubrey, TX (US); **Jack Wayne Johnson**, McKinney, TX (US)

D211,098 S \* 5/1968 Barecki ..... D6/341  
3,497,262 A 2/1970 Piretti et al.  
D226,066 S \* 1/1973 Barecki ..... D6/338  
3,768,863 A 10/1973 Jennings  
3,814,474 A 6/1974 Baker et al.  
(Continued)

**FOREIGN PATENT DOCUMENTS**

CN 101600373 A 12/2009  
CN 304610192 S 5/2018  
(Continued)

(73) Assignee: **Smith System Manufacturing Company**, Carrollton, TX (US)

**OTHER PUBLICATIONS**

DC-PVC Student Chair [online], [site visited Aug. 11, 2022]. Available from internet, URL: <<https://www.jecam.com.ph/product/blue-red-yellow-black-blue-student-chair-dc-pvc>> (Year: 2022).\*  
(Continued)

(\*\*) Term: **15 Years**

(21) Appl. No.: **29/771,315**

(22) Filed: **Feb. 22, 2021**

(51) **LOC (14) Cl.** ..... **06-06**

(52) **U.S. Cl.**  
USPC ..... **D6/705.6**

(58) **Field of Classification Search**  
USPC ..... D6/329, 334-338, 374, 375, 379-381, D6/516, 566, 641, 685, 691, 691.1, 691.3, D6/692, 705.6; D3/306  
CPC ..... A47B 3/06; A47B 39/00; A47B 83/00; A47B 83/02; A47B 83/04; A47C 1/031; A47C 4/024; A47C 4/027; A47C 4/03; A47C 4/08; A47C 7/16; A47C 11/00  
See application file for complete search history.

*Primary Examiner* — Cynthia Ramirez  
*Assistant Examiner* — Xavier Marti-Santos  
(74) *Attorney, Agent, or Firm* — Price Heneveld LLP

(57) **CLAIM**

The ornamental design for a utility basket for chair, as shown.

**DESCRIPTION**

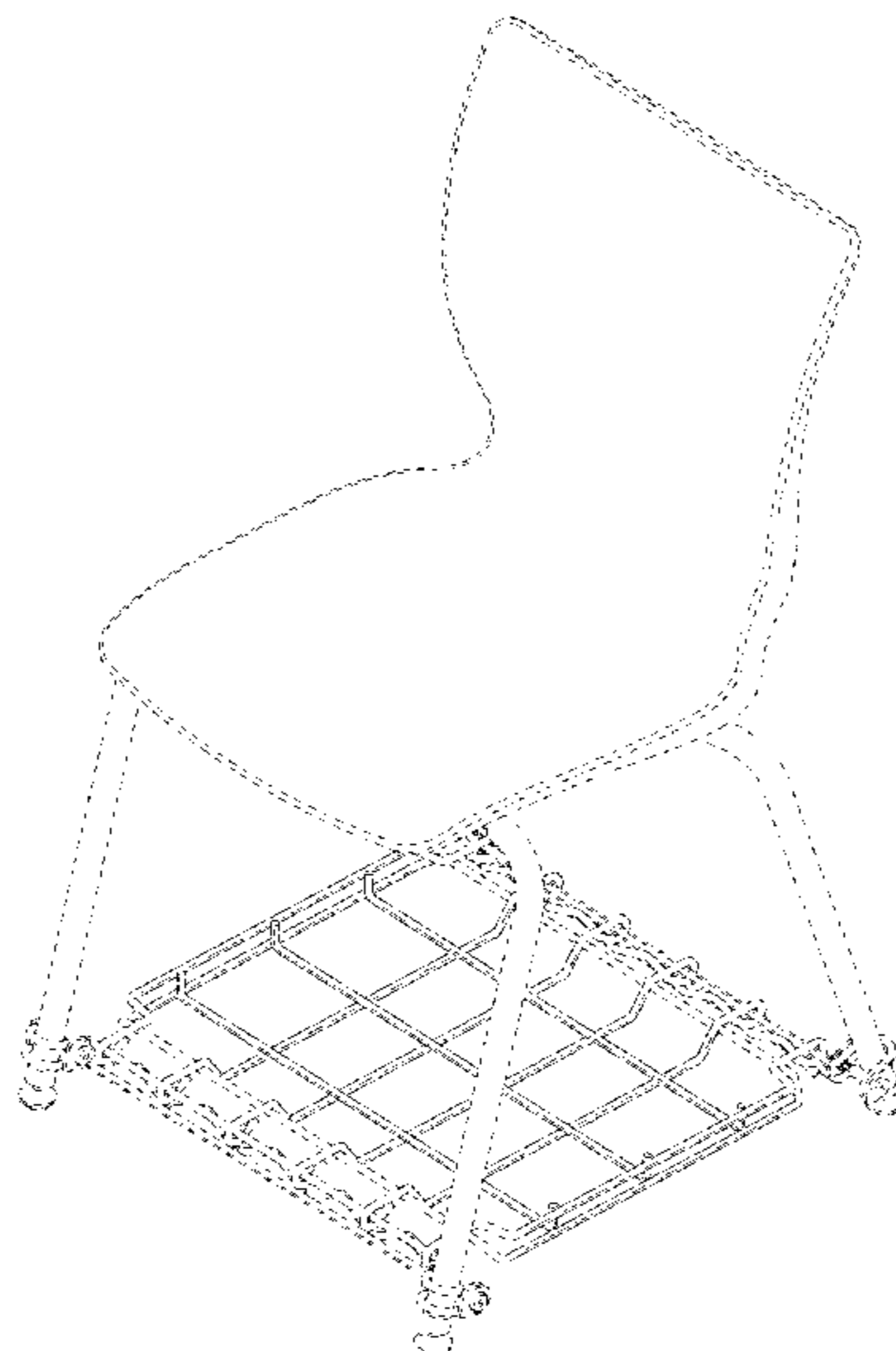
FIG. 1 is a top perspective view of a utility basket for chair embodying the present invention;  
FIG. 2 is a front elevation view thereof;  
FIG. 3 is a rear elevation view thereof;  
FIG. 4 is an elevational view thereof;  
FIG. 5 is an elevation view thereof;  
FIG. 6 is a bottom plan view thereof; and,  
FIG. 7 is a top plan view thereof.  
The broken lines in the figures are for the purpose of illustrating portions of the utility basket for chair, which form no part of the claimed design.

(56) **References Cited**

**U.S. PATENT DOCUMENTS**

1,330,373 A 2/1920 Hall  
2,783,829 A 3/1957 Hoven et al.  
2,973,807 A \* 3/1961 Close ..... A47C 5/04  
297/451.1  
3,029,105 A 4/1962 Junkunc  
3,380,778 A 4/1968 Barecki

**1 Claim, 7 Drawing Sheets**



(56)

**References Cited**

U.S. PATENT DOCUMENTS

3,844,609	A *	10/1974	Bomber .....	A47C 7/62 297/239
4,082,349	A	4/1978	Ballenger	
D261,577	S *	11/1981	Heritage .....	D6/338
D354,864	S *	1/1995	Kokenge .....	D6/705.6
D427,824	S *	7/2000	Osburn .....	D6/705.6
D521,750	S *	5/2006	Glass .....	D6/336
D526,519	S *	8/2006	Nawrocki .....	D6/705.6
D589,729	S *	4/2009	Klein .....	D6/705.6
8,453,279	B2	6/2013	Hora	
8,528,969	B2	9/2013	Huang	
D710,124	S *	8/2014	Goodman .....	D6/513
D814,835	S	4/2018	Bosman et al.	
10,485,350	B2	11/2019	Lenhart et al.	
D953,047	S *	5/2022	Su .....	D6/336
2006/0261646	A1	11/2006	McGuire	
2011/0043007	A1	2/2011	Jones	
2011/0062754	A1	3/2011	Mills et al.	

FOREIGN PATENT DOCUMENTS

CN	304675505	S	6/2018
CN	108784029	A	11/2018
CN	208850953	U	5/2019
CN	305621860	S	2/2020
JP	2005334407	A	12/2005
JP	2013116278	A	6/2013
JP	5489095	B2	5/2014
JP	6097156	B2	3/2017
JP	2017099447	A	6/2017
JP	2019122741	A	7/2019
JP	6592420	B2	10/2019
KR	101889196	B1	9/2018
WO	9208396		5/1992

OTHER PUBLICATIONS

Under-Seat Basket [online], [site visited Aug. 11, 2022]. Available from internet, URL: <<https://www.theclassroom.co/chair-accessories/under-seat-basket.html>> (Year: 2022).\*

\* cited by examiner

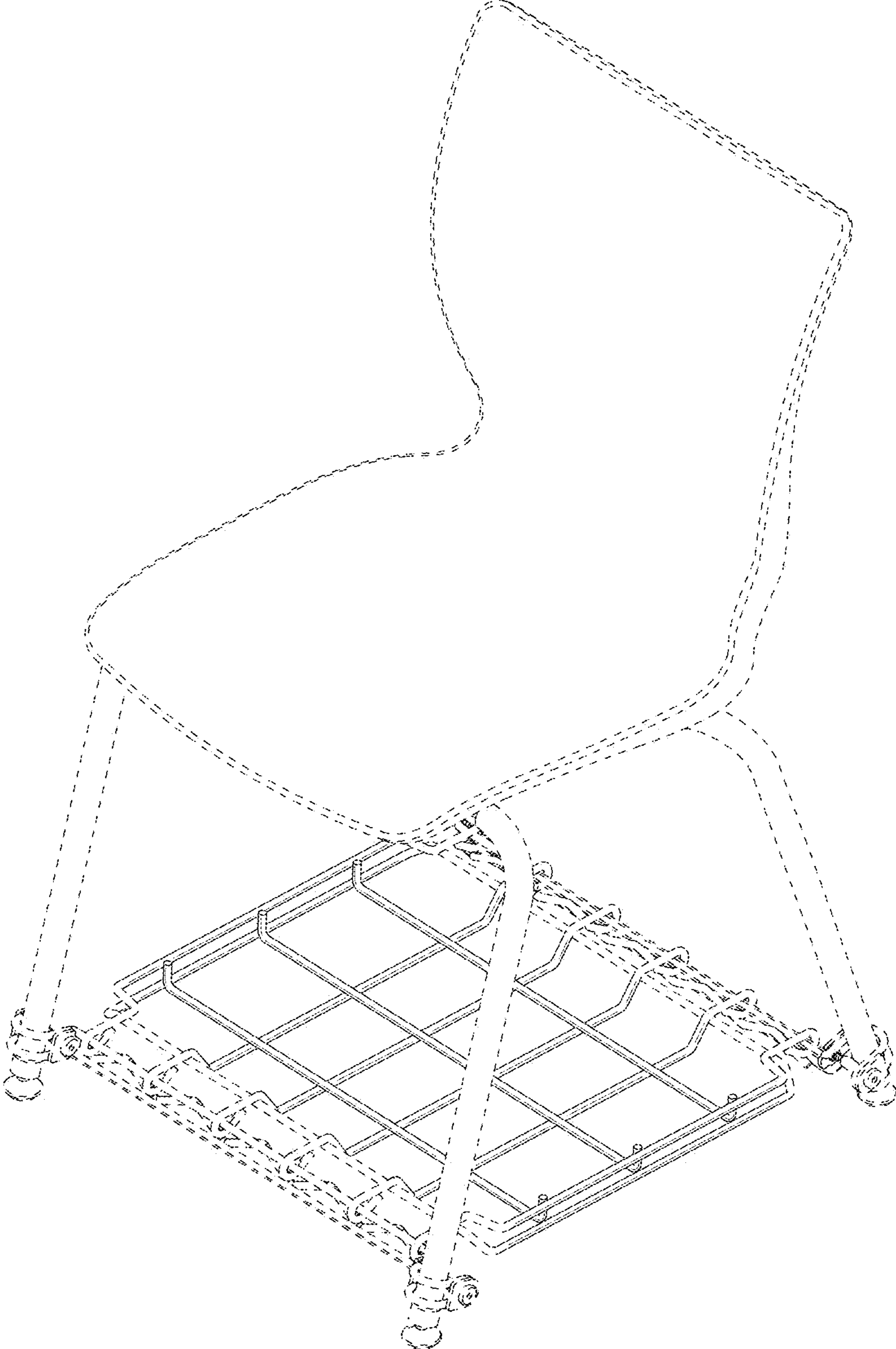


FIG. 1

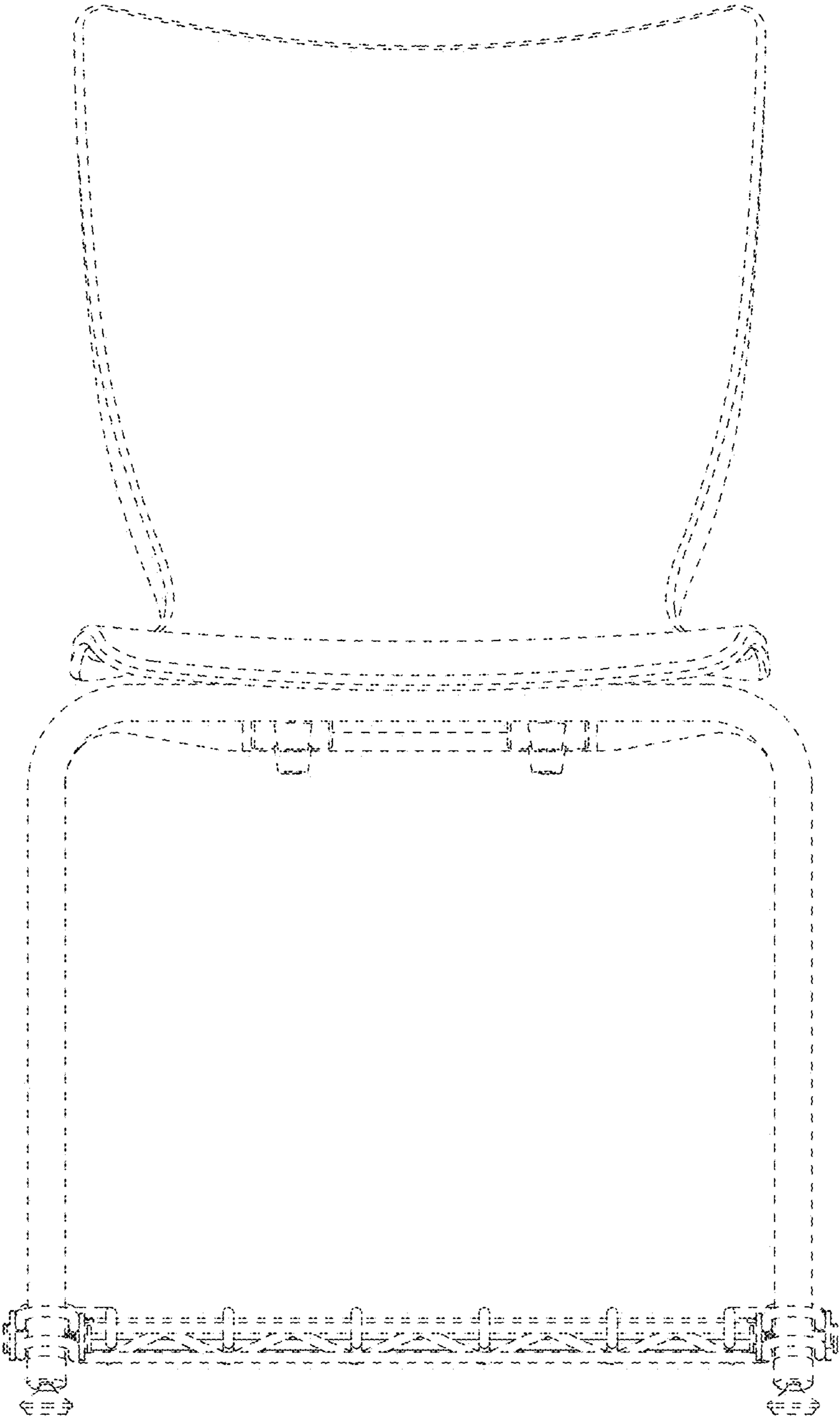


FIG. 2

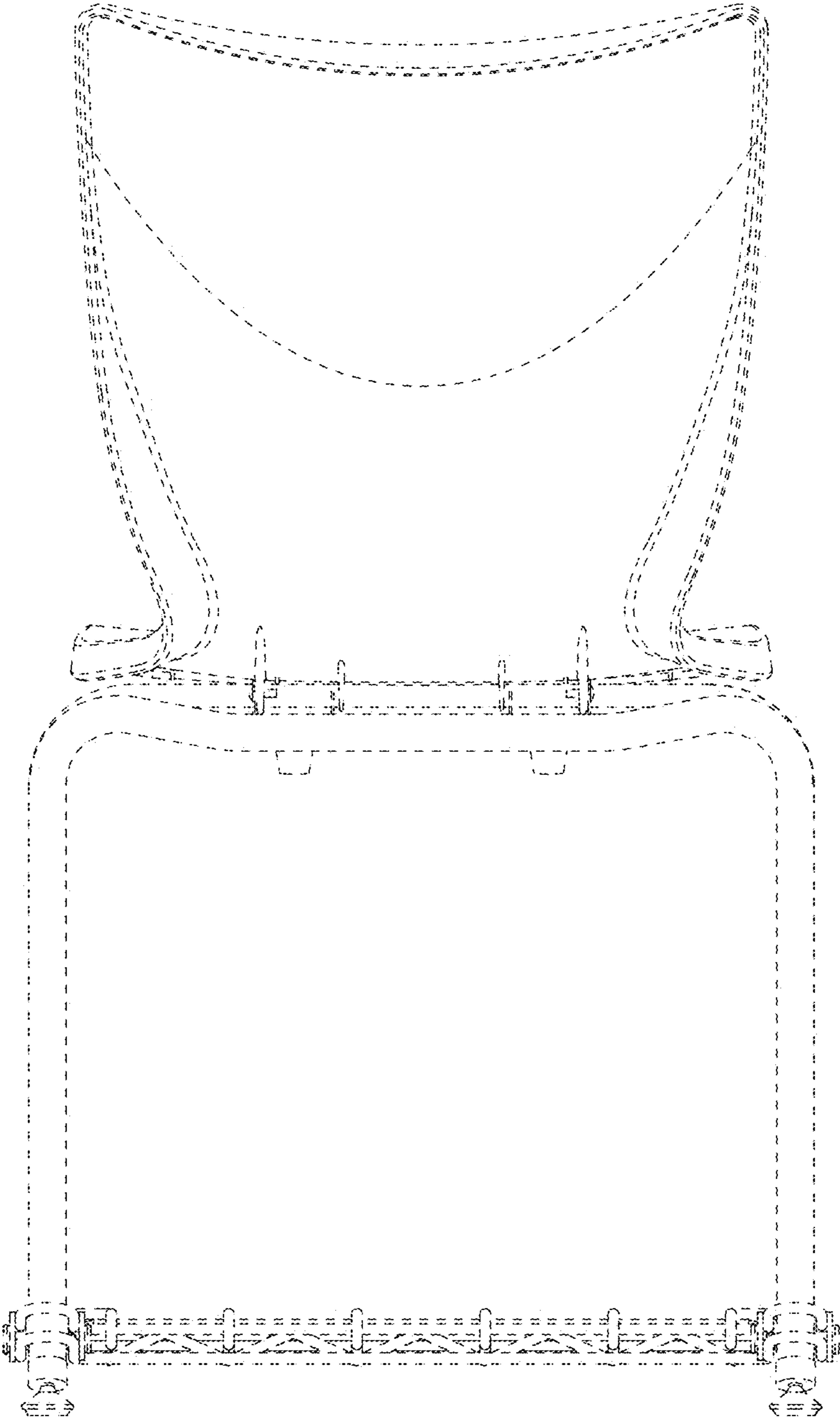
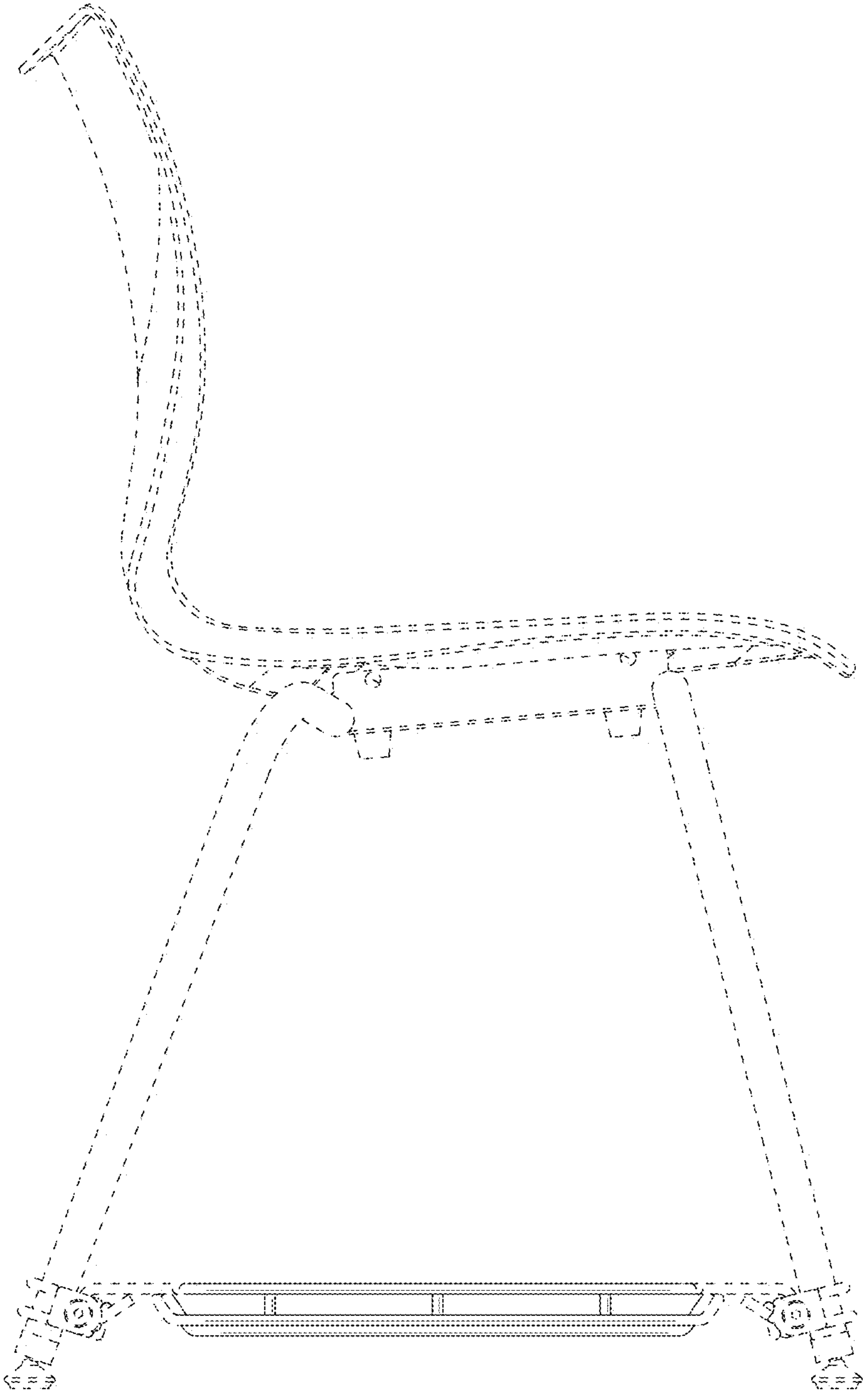
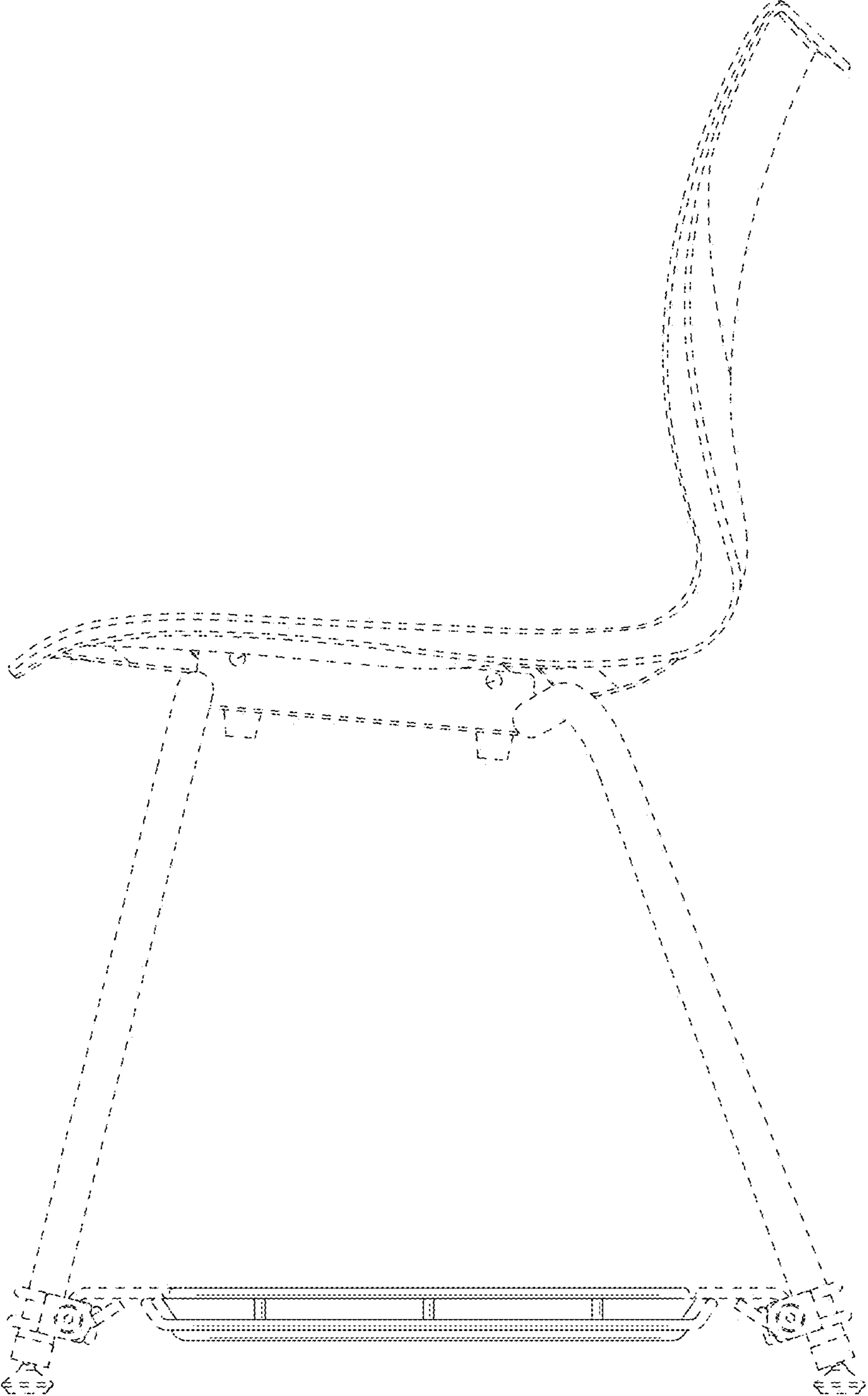


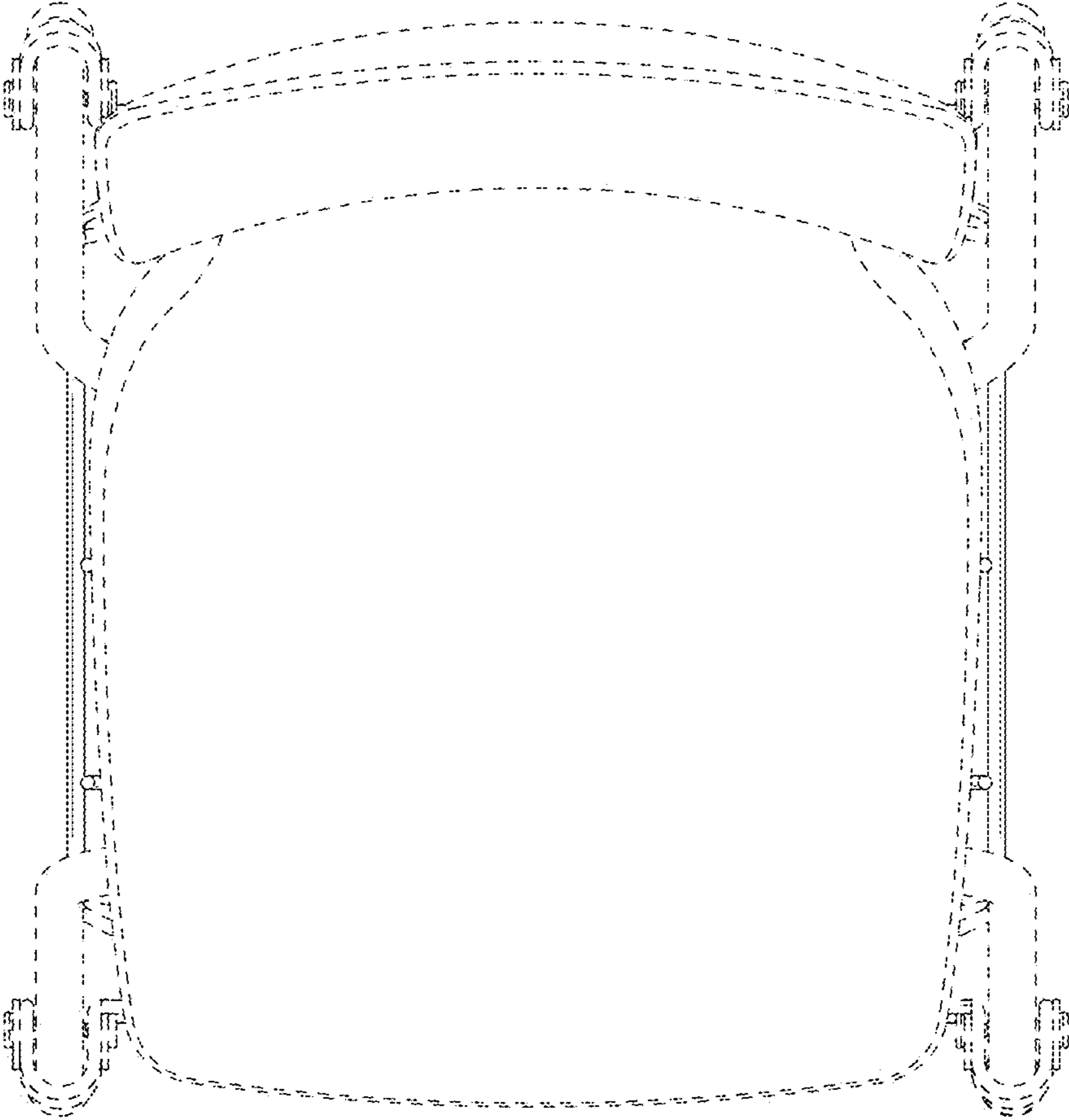
FIG. 3



**FIG. 4**



**FIG. 5**



**FIG. 6**



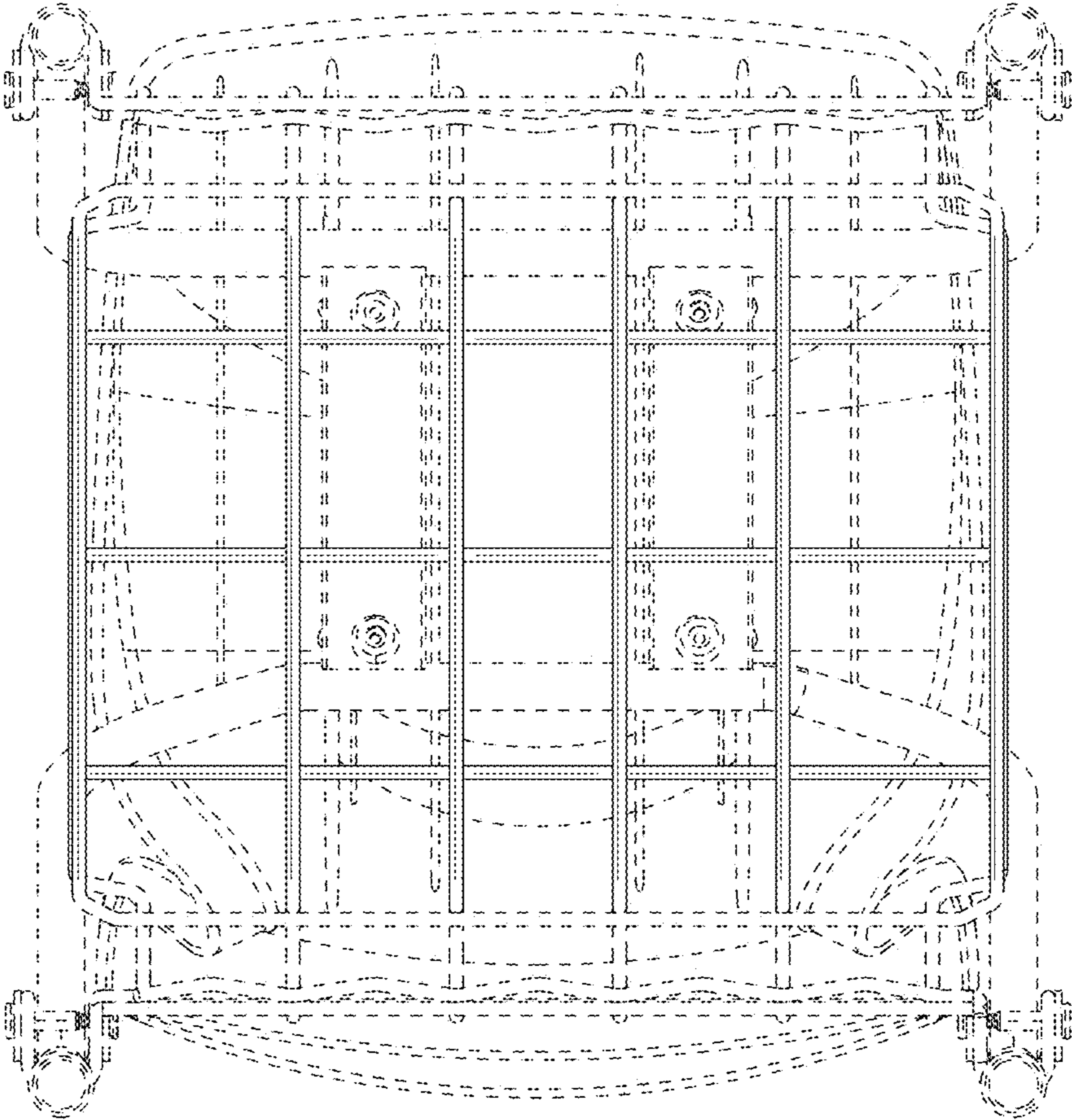


FIG. 7

UNITED STATES PATENT AND TRADEMARK OFFICE  
**CERTIFICATE OF CORRECTION**

PATENT NO. : D977,885 S  
APPLICATION NO. : 29/771315  
DATED : February 14, 2023  
INVENTOR(S) : Scharfenkamp et al.

Page 1 of 1

It is certified that error appears in the above-identified patent and that said Letters Patent is hereby corrected as shown below:

On the Title Page

Item (71) Applicant


“Smith System Manufacturing Company, Inc.” should be --Smith System Manufacturing Company--.

Item (57) Claim

“The ornamental design for a utility basket for chair, as shown” should be --The ornamental design for a utility basket for a chair, as shown and described--.

Description

Please add “A description of each of the figures of the drawings is as follows” after the DESCRIPTION heading.

Signed and Sealed this  
Tenth Day of October, 2023  


Katherine Kelly Vidal  
*Director of the United States Patent and Trademark Office*