



US00D977874S

(12) **United States Design Patent** (10) **Patent No.:** **US D977,874 S**  
**Cao** (45) **Date of Patent:** **\*\* Feb. 14, 2023**

(54) **PILLOW**

(71) Applicant: **Shuangliu Cao**, Chenzhou (CN)

(72) Inventor: **Shuangliu Cao**, Chenzhou (CN)

(73) Assignee: **Shuangliu Cao**, Chenzhou (CN)

(\*\*) Term: **15 Years**

(21) Appl. No.: **29/779,040**

(22) Filed: **Apr. 16, 2021**

(51) **LOC (14) Cl.** ..... **06-09**

(52) **U.S. Cl.**  
USPC ..... **D6/601**

(58) **Field of Classification Search**  
USPC ..... D6/595-601, 604, 606; D24/183, 190;  
D21/803, 809  
CPC .... A47A 20/00; A47A 20/021; A47D 15/001;  
A47D 15/008; A47G 9/00; A47G 9/10;  
A47C 7/742; A47C 7/021; A47C 27/00;  
B62J 1/26

See application file for complete search history.

(56) **References Cited**

U.S. PATENT DOCUMENTS

D284,724 S \* 7/1986 Clark ..... D6/601  
D412,259 S \* 7/1999 Wilcox ..... D6/601  
D731,208 S \* 6/2015 Fux ..... D6/601  
2016/0346113 A1\* 12/2016 Mattson ..... A61F 5/56

\* cited by examiner

*Primary Examiner* — Cynthia Ramirez

*Assistant Examiner* — Carrie A Matteoli

(74) *Attorney, Agent, or Firm* — Nitin Kaushik

(57) **CLAIM**

The ornamental design for a pillow, as shown and described.

**DESCRIPTION**

FIG. 1 is a perspective view of a pillow showing my new design;

FIG. 2 is a front elevational view thereof;

FIG. 3 is a rear elevational view thereof;

FIG. 4 is a left side elevational view thereof;

FIG. 5 is a right side elevational view thereof;

FIG. 6 is a top plan view thereof; and,

FIG. 7 is a bottom plan view thereof.

**1 Claim, 7 Drawing Sheets**






FIG. 1




FIG. 2




FIG. 3




FIG. 4



FIG. 5




FIG. 6




FIG. 7