



US00D977871S

(12) **United States Design Patent**
Gwinn

(10) **Patent No.:** **US D977,871 S**

(45) **Date of Patent:** **** Feb. 14, 2023**

- (54) **FISHING ROD TRUCK RACK**
- (71) Applicant: **Randy Gwinn**, Simponville, SC (US)
- (72) Inventor: **Randy Gwinn**, Simponville, SC (US)
- (**) Term: **15 Years**
- (21) Appl. No.: **29/812,883**
- (22) Filed: **Oct. 25, 2021**
- (51) **LOC (14) Cl.** **08-08**
- (52) **U.S. Cl.**
USPC **D6/552**
- (58) **Field of Classification Search**
USPC D6/552, 553, 567, 572; D8/380, 367;
D22/109, 147, 148; D25/68; 43/21,
43/21.2; 211/13.1, 60.1, 64, 70.2, 70.6,
211/70.8, 65, 68, 69, 69.8, 89, 94;
248/512, 520, 538, 316.7
CPC A01K 97/10; A01K 97/12; A01K 97/125;
A01K 99/00; A01K 97/08; A47F 7/0021;
A47F 7/0035; A47B 81/005; Y10T
70/5009; Y10S 224/922
See application file for complete search history.

(56) **References Cited**

U.S. PATENT DOCUMENTS

- 2,946,452 A * 7/1960 Caloiero A47B 81/005
211/64
- 2,958,423 A * 11/1960 Caloiero A47B 81/005
211/64
- 3,167,182 A * 1/1965 Calvin A47B 81/005
211/64
- 3,291,317 A * 12/1966 Bowen F41A 23/18
248/220.21
- D215,008 S * 8/1969 Wilson D6/552
- D222,368 S * 10/1971 Smith D6/552
- 3,731,817 A * 5/1973 Fowlkes A47F 5/08
211/94.02
- 3,876,076 A * 4/1975 Hazelhurst A01K 97/08
211/4

- 4,139,100 A * 2/1979 Reed A47B 81/005
211/64
- 4,271,997 A * 6/1981 Michael B60R 5/006
224/547
- D302,519 S * 8/1989 Butler D6/567
- D303,192 S * 9/1989 Bogar, III D6/552
- 5,094,351 A * 3/1992 Barney A47B 81/005
224/311
- 5,450,688 A * 9/1995 Hall A01K 97/08
43/25
- 5,544,797 A * 8/1996 Silva B60R 7/08
224/311
- D378,482 S * 3/1997 Hall, Sr. D6/552
- 5,979,102 A * 11/1999 Sagryn A01K 97/08
114/364
- 6,932,224 B1 * 8/2005 Sandberg A47B 81/005
211/70.8
- D556,485 S * 12/2007 Allain D6/552
- D557,541 S * 12/2007 Corbell D6/552

(Continued)

Primary Examiner — Nathan M Johnston
(74) *Attorney, Agent, or Firm* — Lyman Moulton, Esq.;
Moulton Patents, PLLC

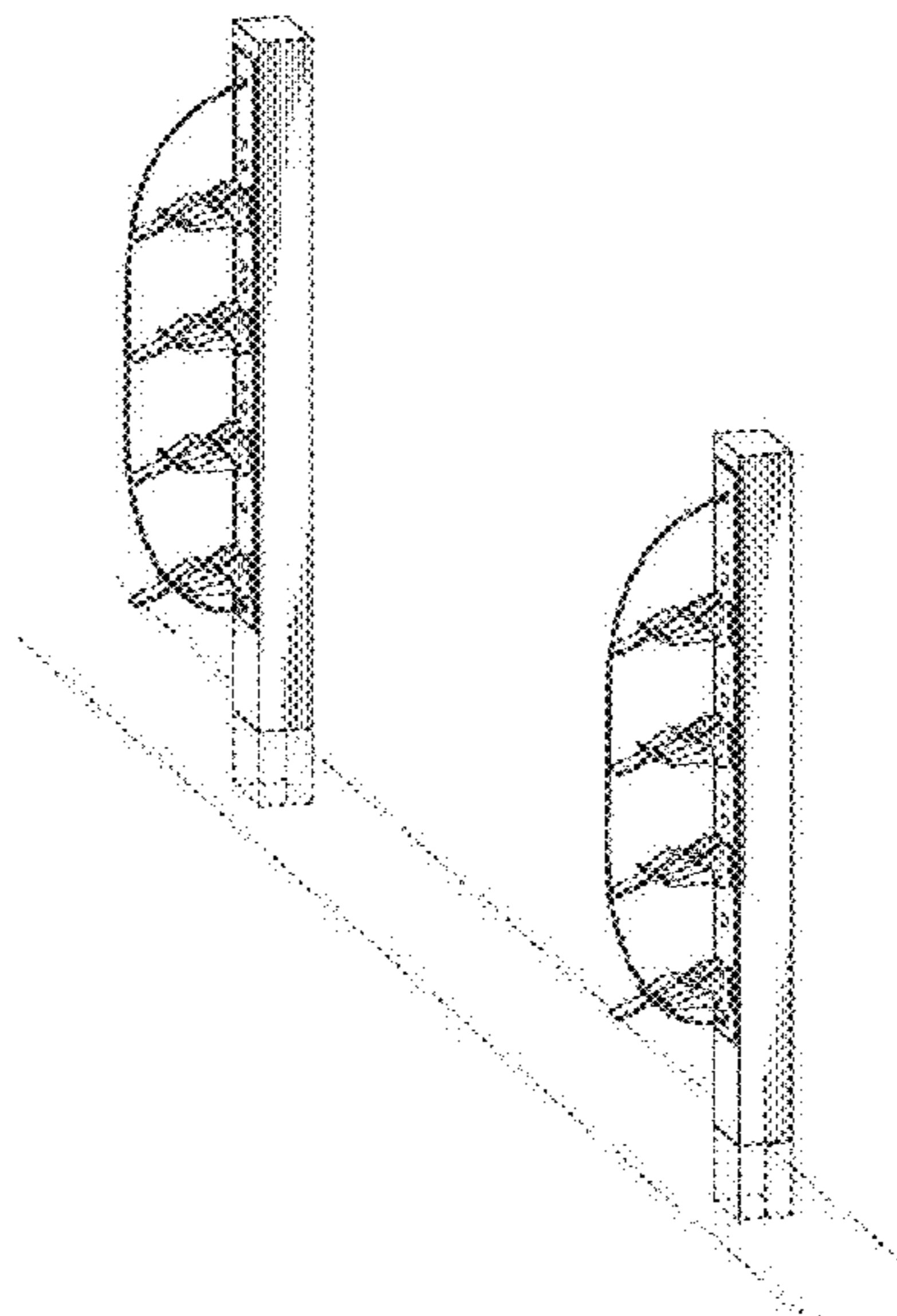
(57) **CLAIM**

The ornamental design for a fishing rod truck rack, as shown and described.

DESCRIPTION

FIG. 1 is a top right perspective view of a fishing rod truck rack showing my new design in its environment, broken lines are used to illustrate environment subject matter that form no part of the claimed design; and
FIG. 2 is a top elevational view thereof,
FIG. 3 is a bottom elevational view thereof,
FIG. 4 is a right side elevational view thereof,
FIG. 5 is a left side elevational view thereof,
FIG. 6 is a front end elevational view thereof; and,
FIG. 7 is a back end elevational view thereof.

1 Claim, 5 Drawing Sheets



(56)

References Cited

U.S. PATENT DOCUMENTS

2002/0178642 A1* 12/2002 Garcia A01K 97/08
43/26
2011/0132853 A1* 6/2011 Drobot A47F 5/0853
211/183
2015/0182020 A1* 7/2015 Rahman B60R 7/14
211/64
2016/0338489 A1* 11/2016 Kahle A47B 81/005
2020/0375374 A1* 12/2020 Drew A47B 61/02
2022/0134961 A1* 5/2022 Gwinn B60R 9/08
211/70.8

* cited by examiner

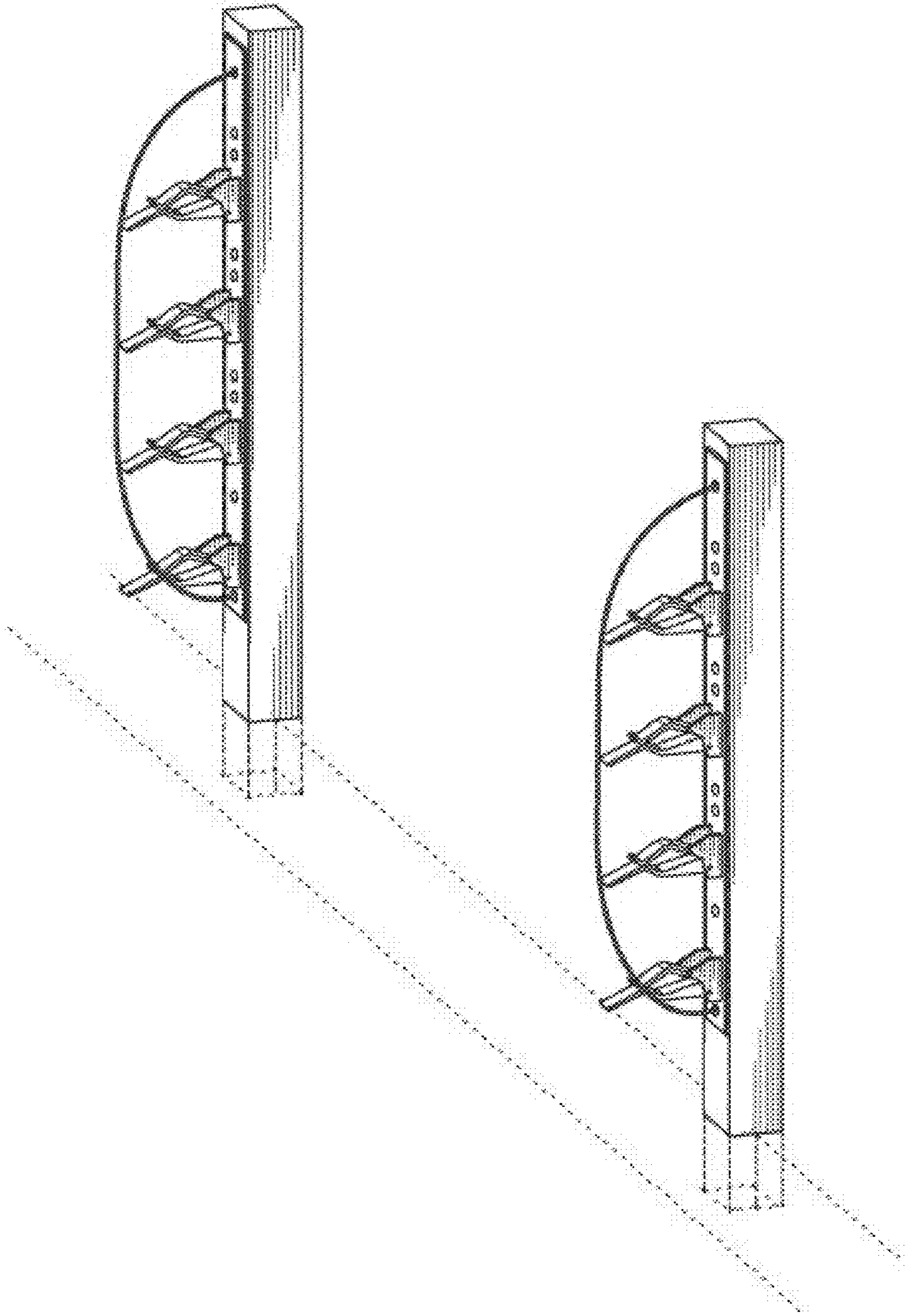


FIG. 1

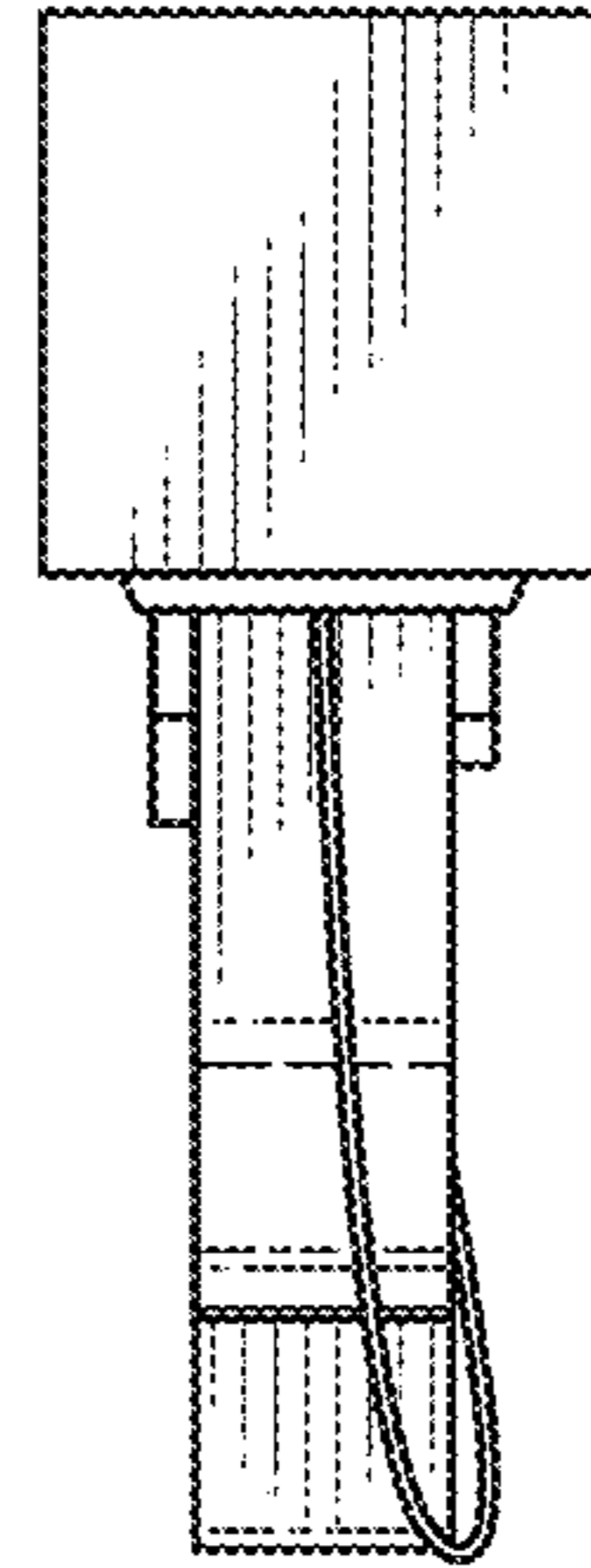
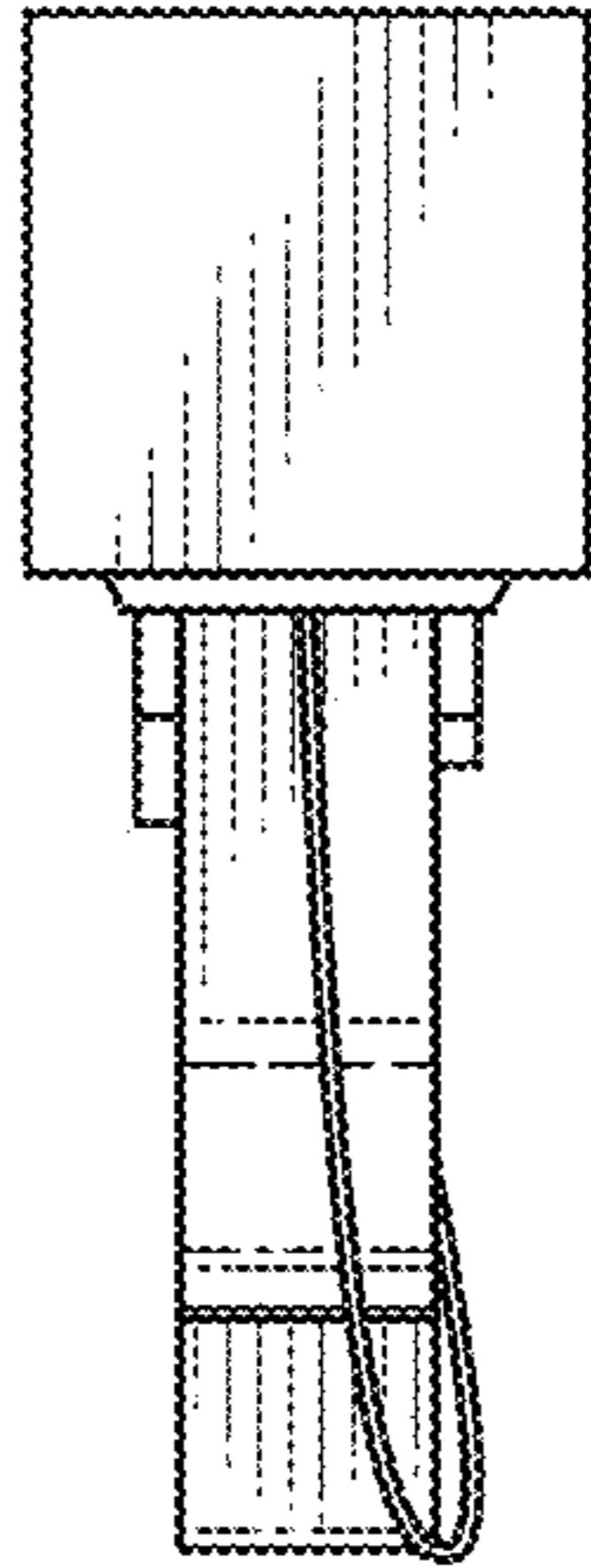


FIG. 2

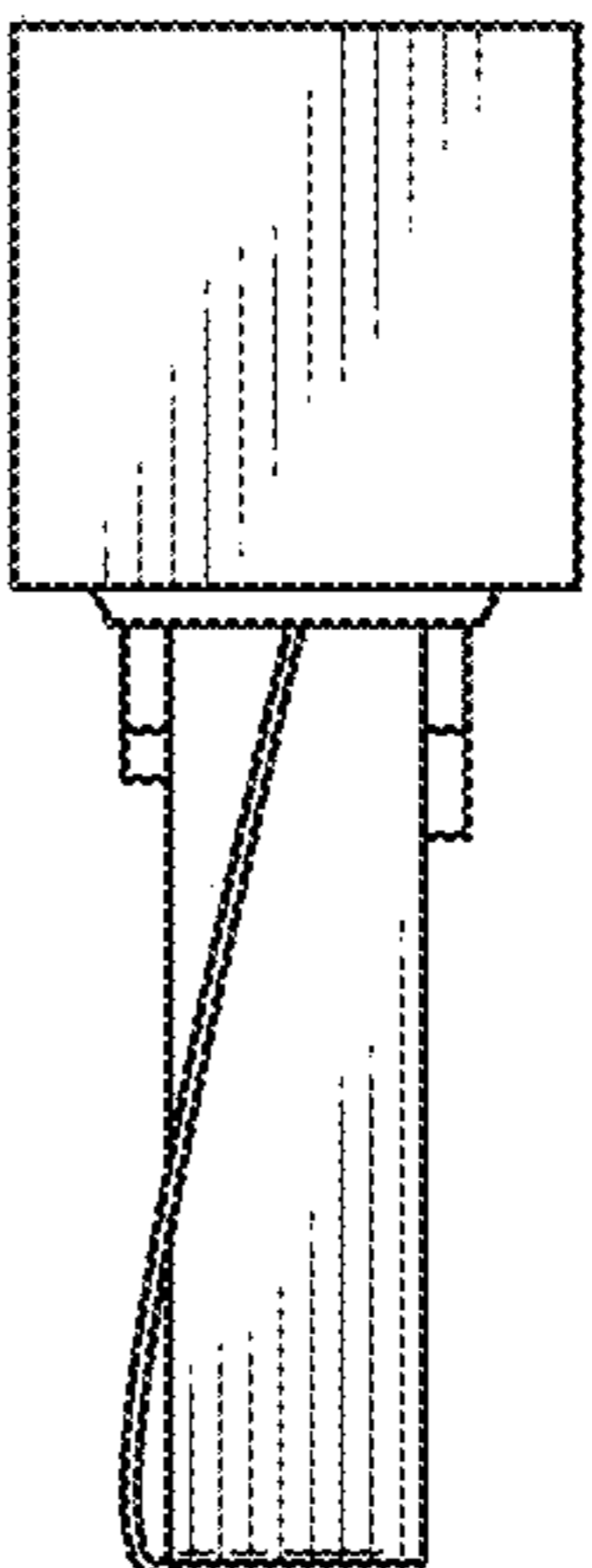
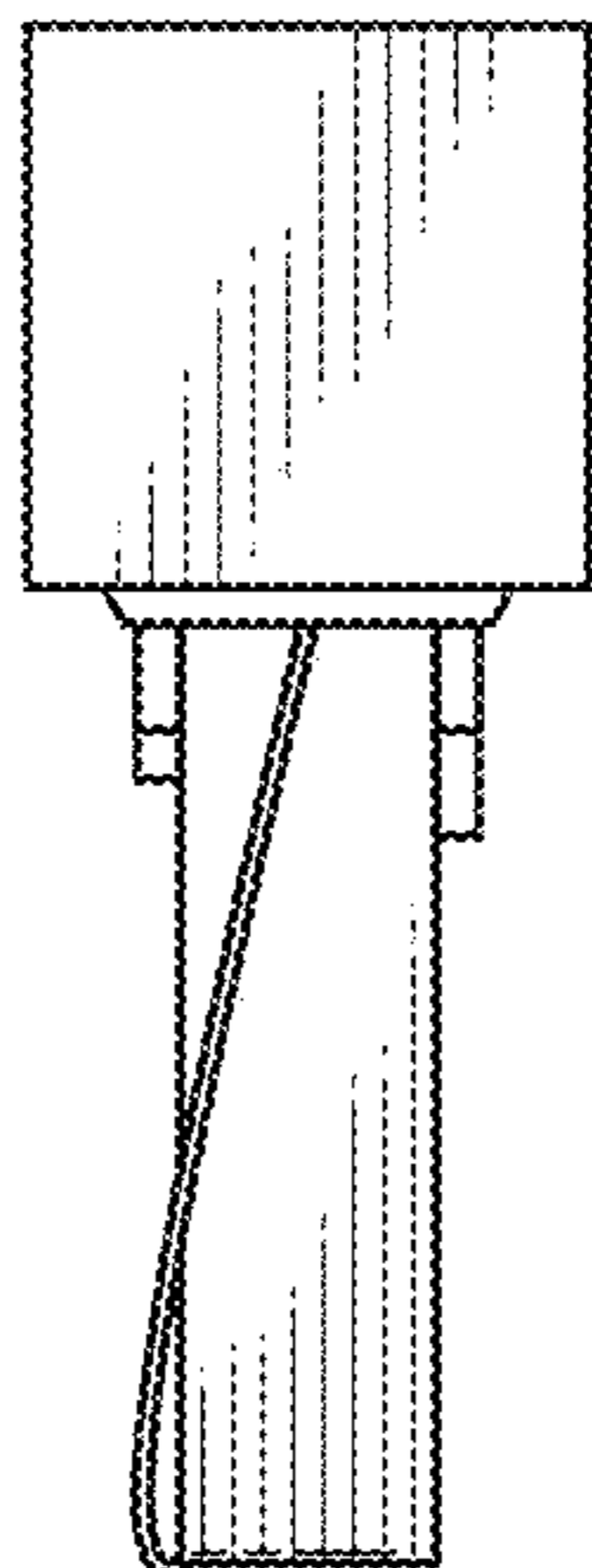


FIG. 3

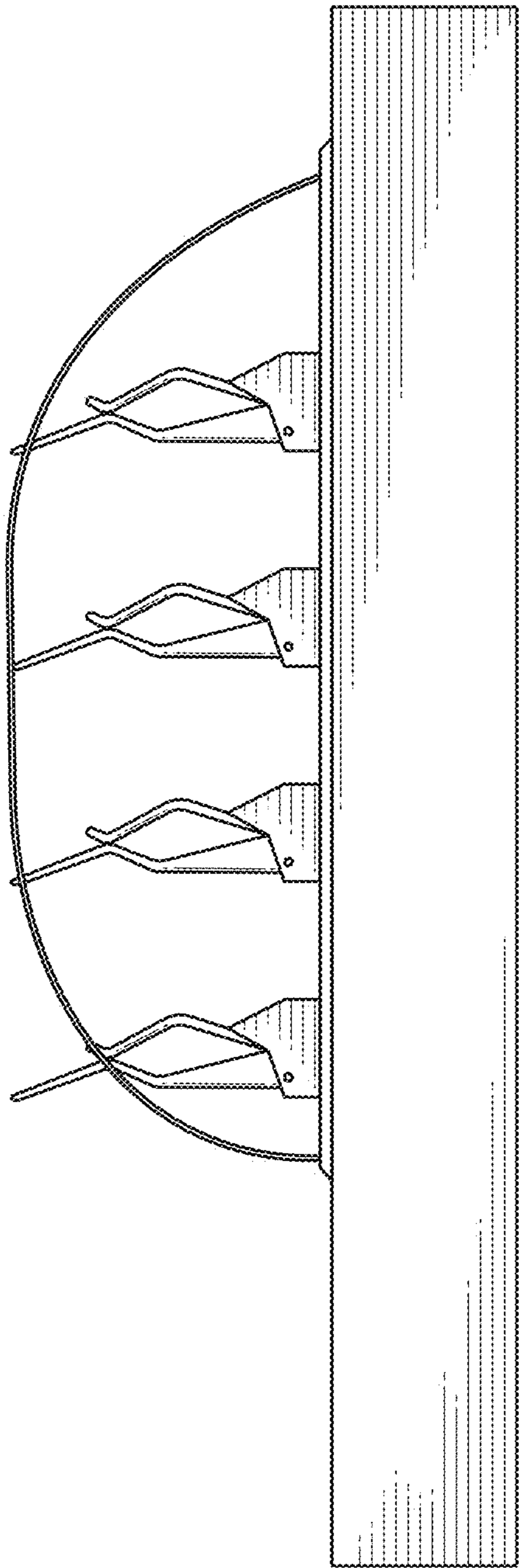


FIG. 4

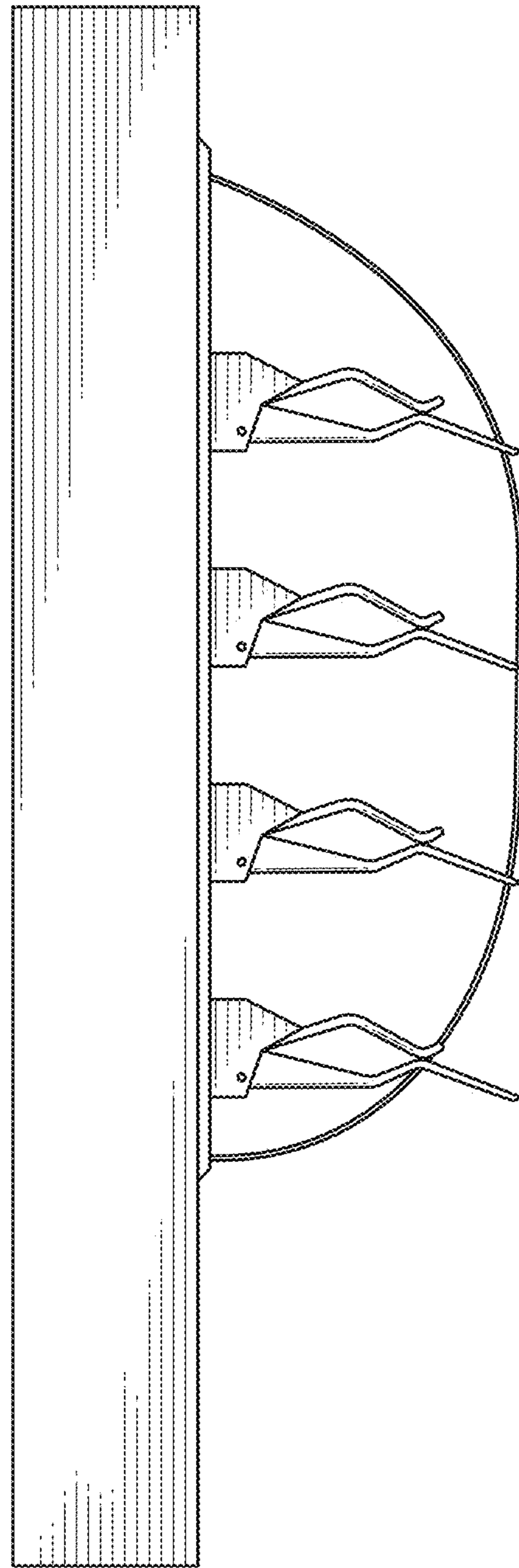


FIG. 5

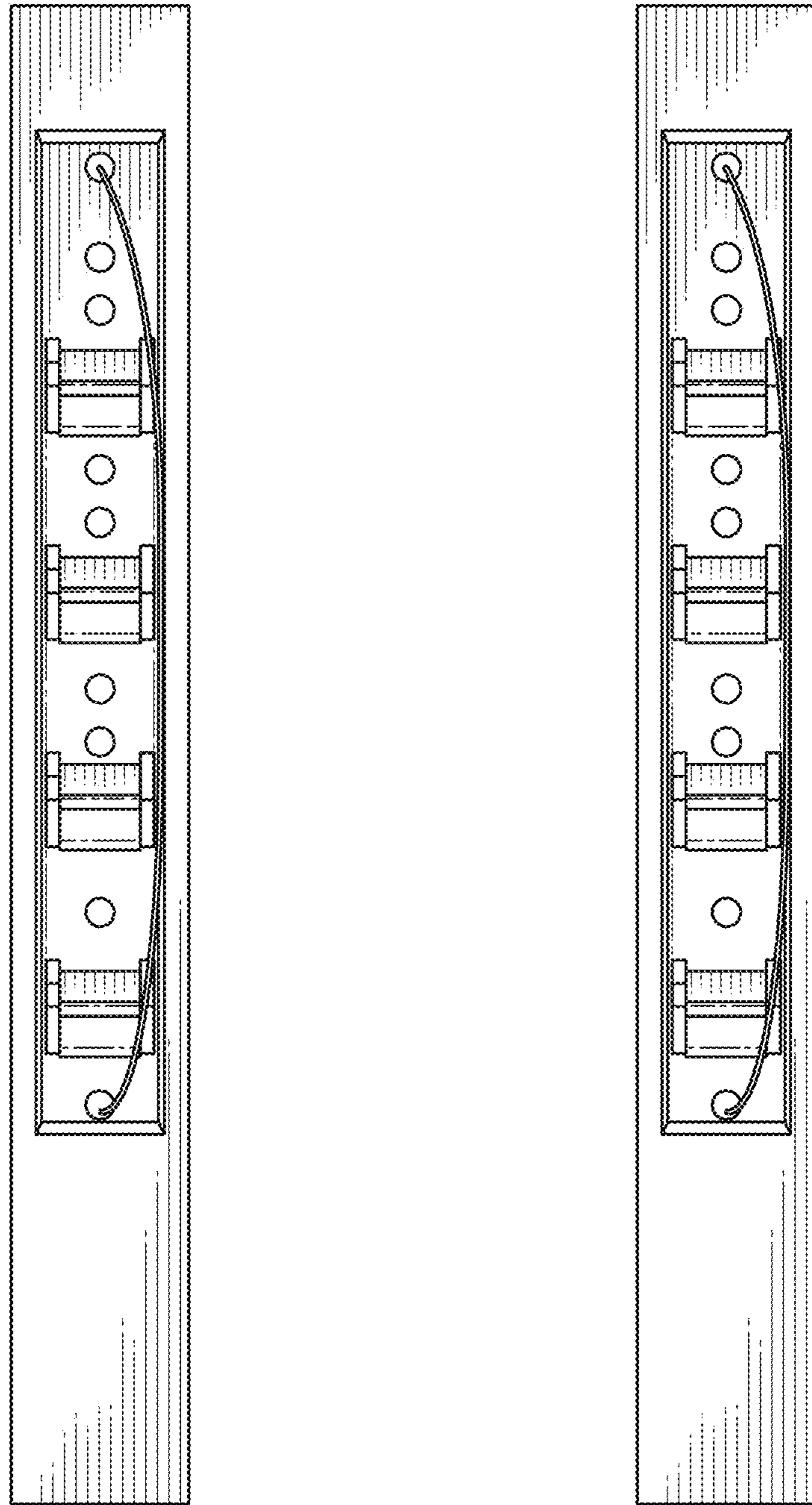


FIG. 6

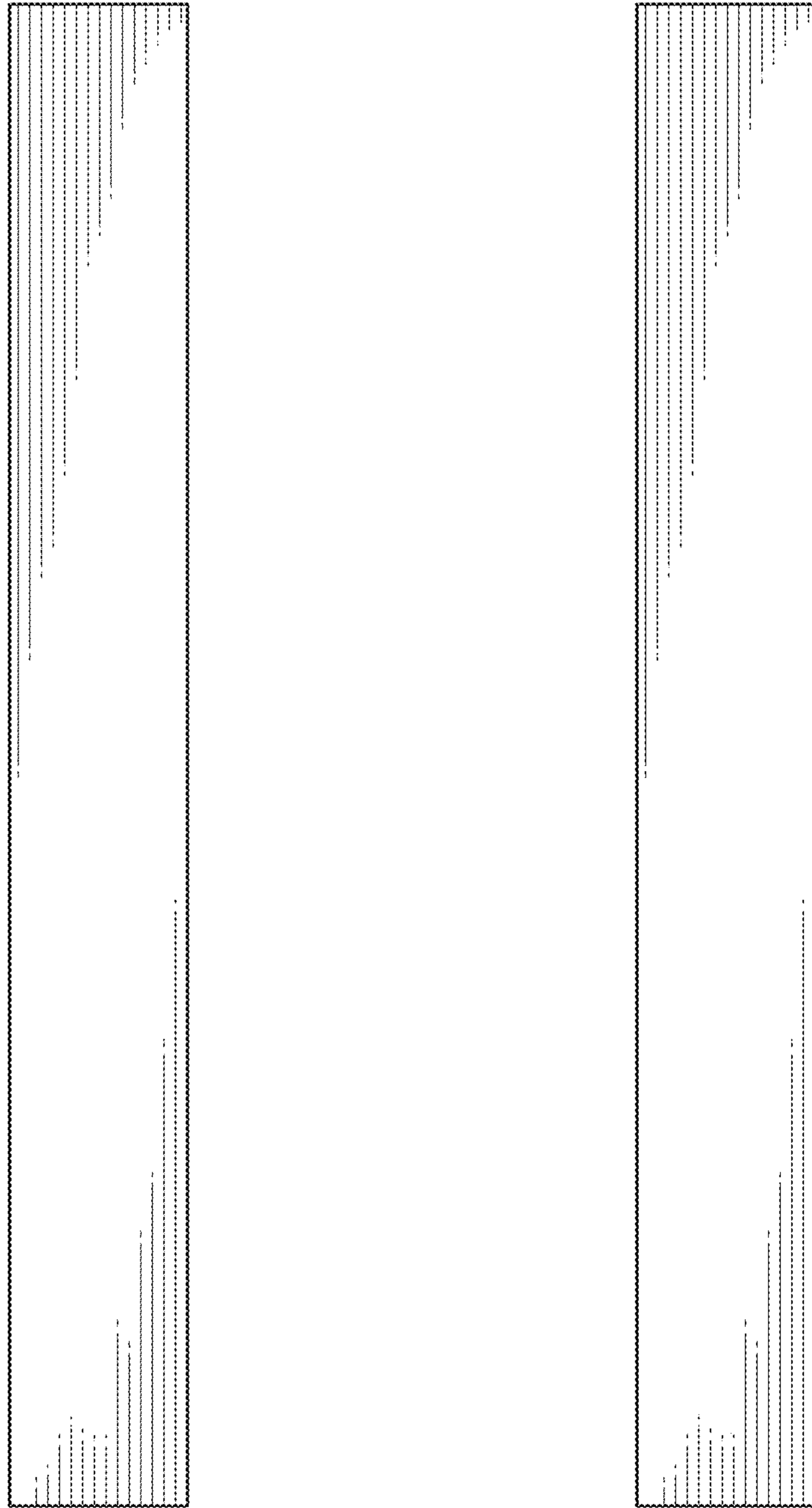


FIG. 7