



US00D977869S

(12) **United States Design Patent** (10) **Patent No.:** **US D977,869 S**
Chen (45) **Date of Patent:** **** Feb. 14, 2023**

(54) **SOAP HOLDER**

D823,022 S 7/2018 Goding
D836,943 S * 1/2019 Klieman D6/536
D874,845 S * 2/2020 Goodman D6/536

(71) Applicant: **Wei Chen**, Fujian (CN)

(72) Inventor: **Wei Chen**, Fujian (CN)

(**) Term: **15 Years**

(21) Appl. No.: **29/845,323**

(22) Filed: **Jul. 6, 2022**

(51) **LOC (14) Cl.** **23-08**

(52) **U.S. Cl.**
USPC **D6/536**

(58) **Field of Classification Search**
USPC D6/512, 536-540, 542-545; D7/554.3;
D10/106.1-106.5; D19/67-69; D23/208
CPC ... A47K 5/00; A47K 5/02; A47K 5/03; A47K
5/04; A47K 5/06; A47K 5/08; A47K
5/12; A47K 5/1202-1215

See application file for complete search history.

(56) **References Cited**

U.S. PATENT DOCUMENTS

D154,583 S * 7/1949 Barg D6/536
2,661,567 A * 12/1953 Olivier Paegé A47K 5/03
312/351
D380,919 S * 7/1997 Goodman D6/537
D385,137 S * 10/1997 von Seidel D6/536
D450,965 S * 11/2001 Weinberg D6/540
D512,862 S * 12/2005 Hoernig D6/540
D773,845 S * 12/2016 Chang D6/540
D816,286 S 4/2018 Kim

OTHER PUBLICATIONS

Bamboo Soap Dishes for Bar Soap, available in Amazon.com, First available date of May 12, 2022, site visited on Sep. 7, 2022, URL:https://www.amazon.com/Holders-Bathroom-Jabonera-Ventilated-Detachable/dp/B0B1542GHP/ (Year: 2022).*

Bamboo Soap Dish—Terrain, available in shopterrain.com, site visited on Sep. 7, 2022, URL:https://www.shopterrain.com/products/soap-dish-bamboo?via=Z2lkOi8vdXJibi9Xb3JrYXJlYTo6Q2F0YWxvZzo6Q2F0ZWdvcnkvdDc3NDQ2QzA (Year: 2022).*

* cited by examiner

Primary Examiner — Mary Ann Calabrese

Assistant Examiner — Mark David Wolfley

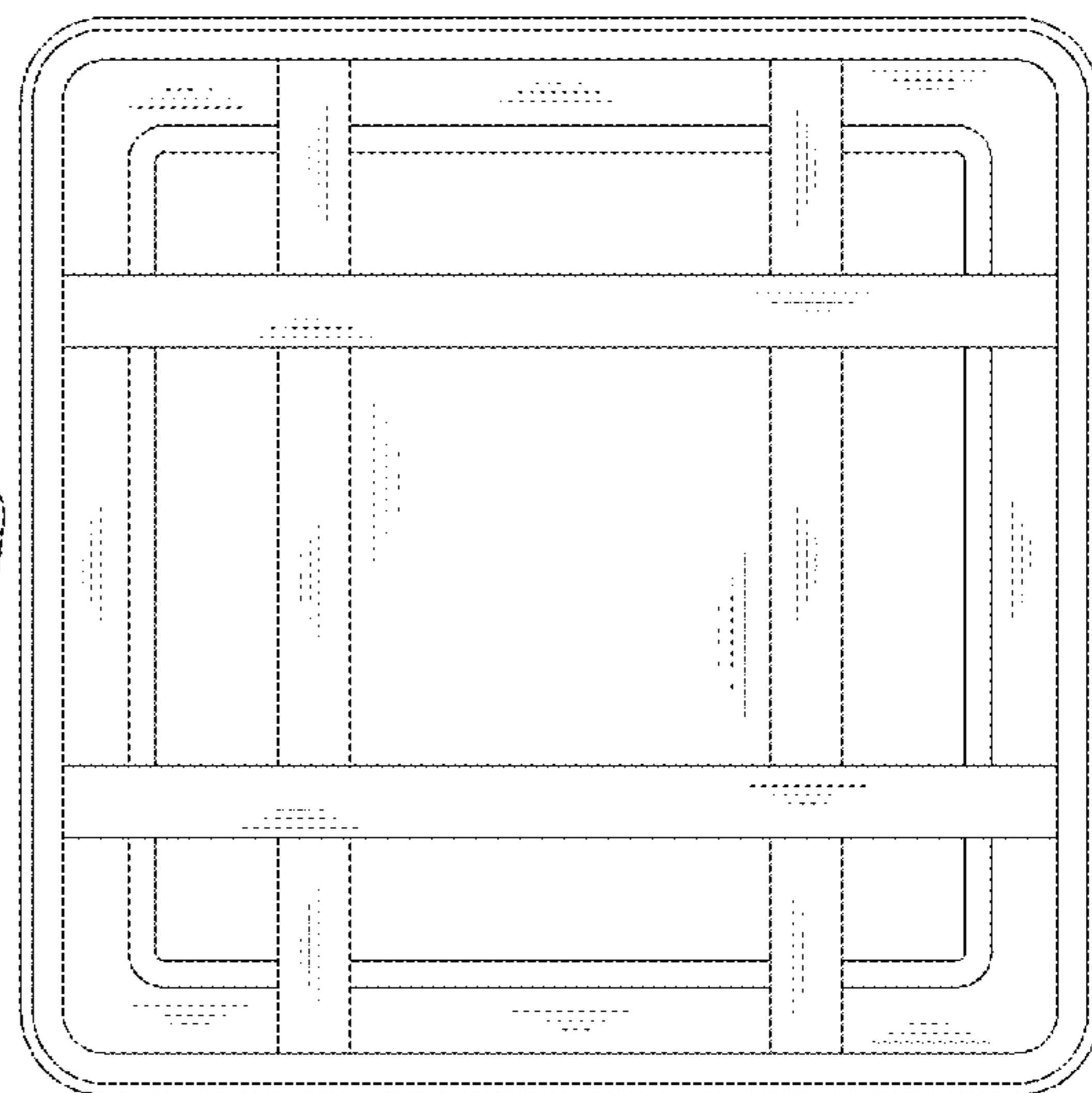
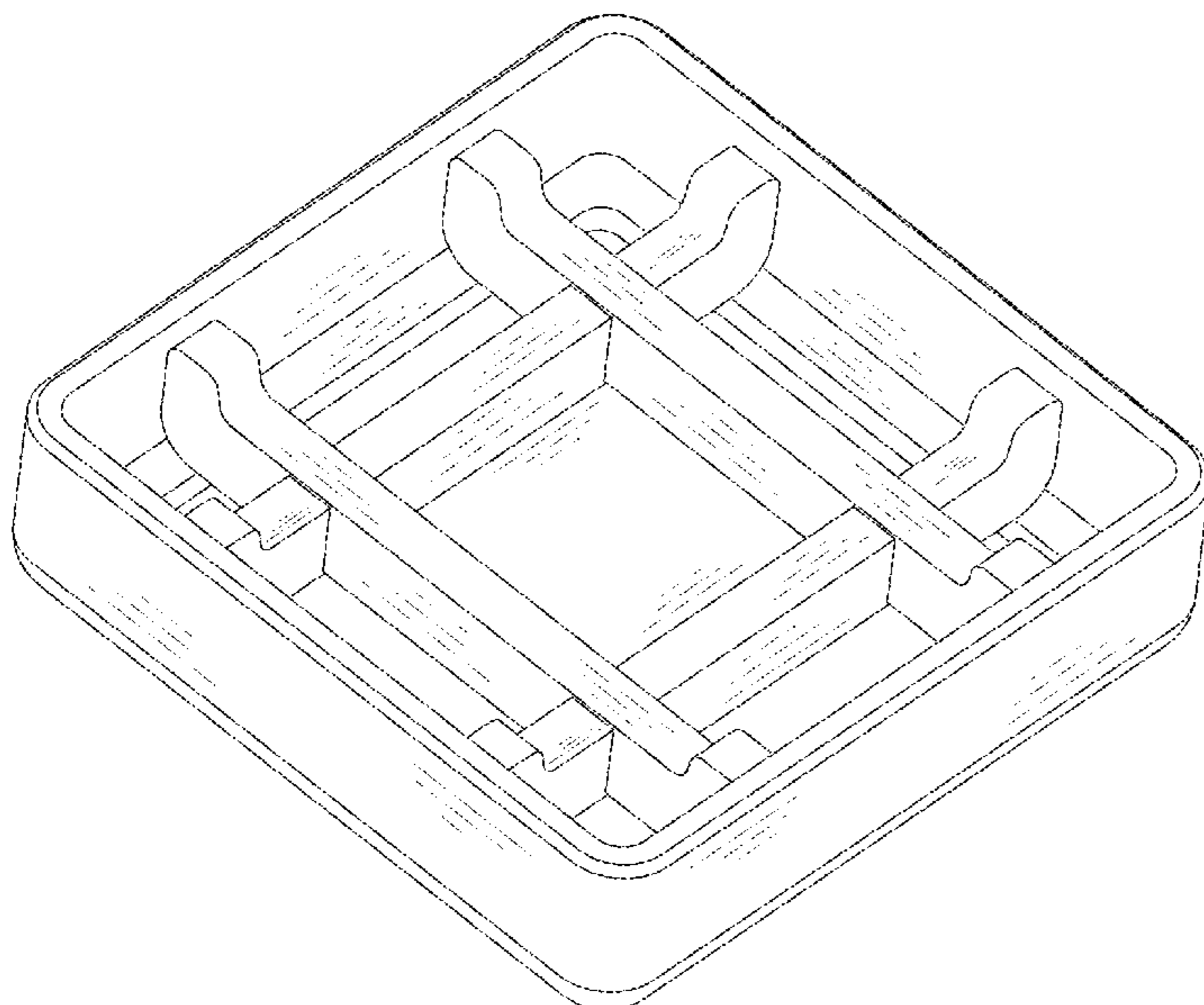
(57) **CLAIM**

The ornamental design for a soap holder, as shown and described.

DESCRIPTION

FIG. 1 is a top, front, right side perspective view of a soap holder, showing my new design;
FIG. 2 is a bottom, left side perspective view thereof;
FIG. 3 is a front view thereof;
FIG. 4 is a back view thereof;
FIG. 5 is a right view thereof;
FIG. 6 is a left view thereof;
FIG. 7 is a top view thereof; and,
FIG. 8 is a bottom view thereof.

1 Claim, 8 Drawing Sheets



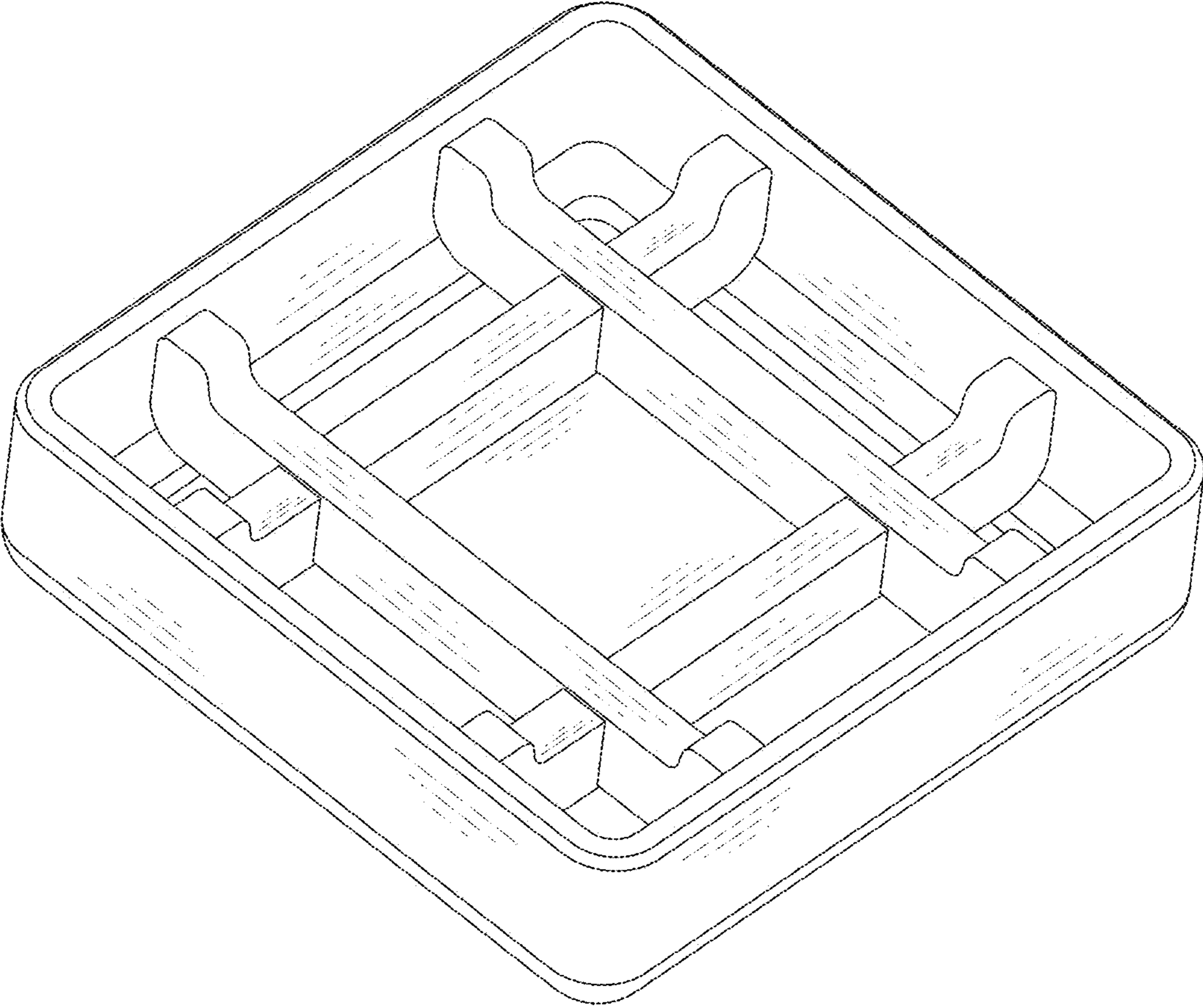


FIG. 1




FIG. 2




FIG. 3

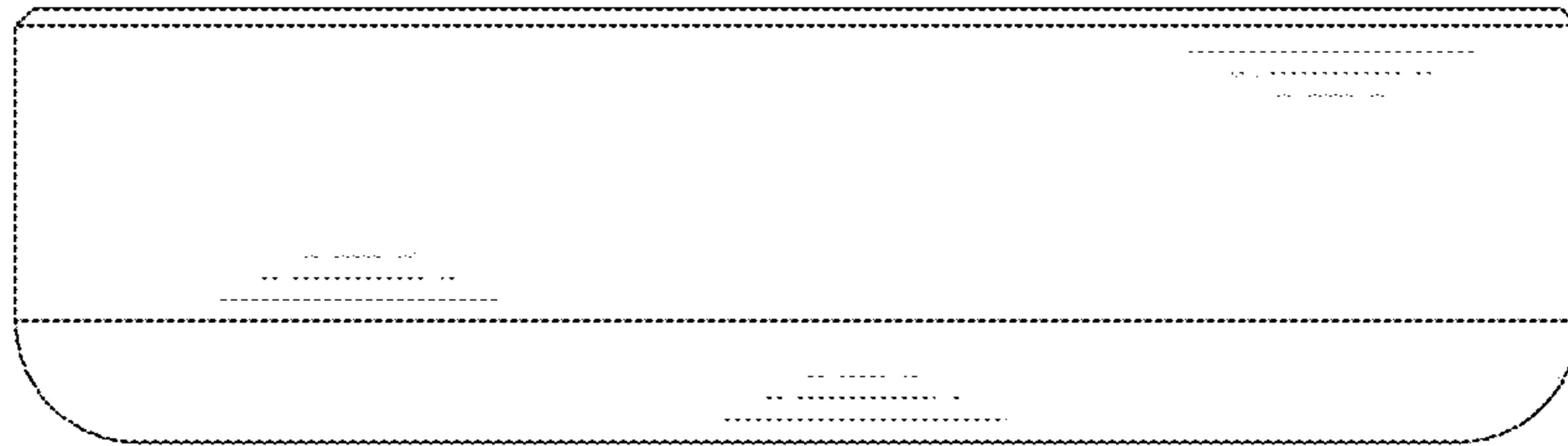


FIG. 4




FIG. 5

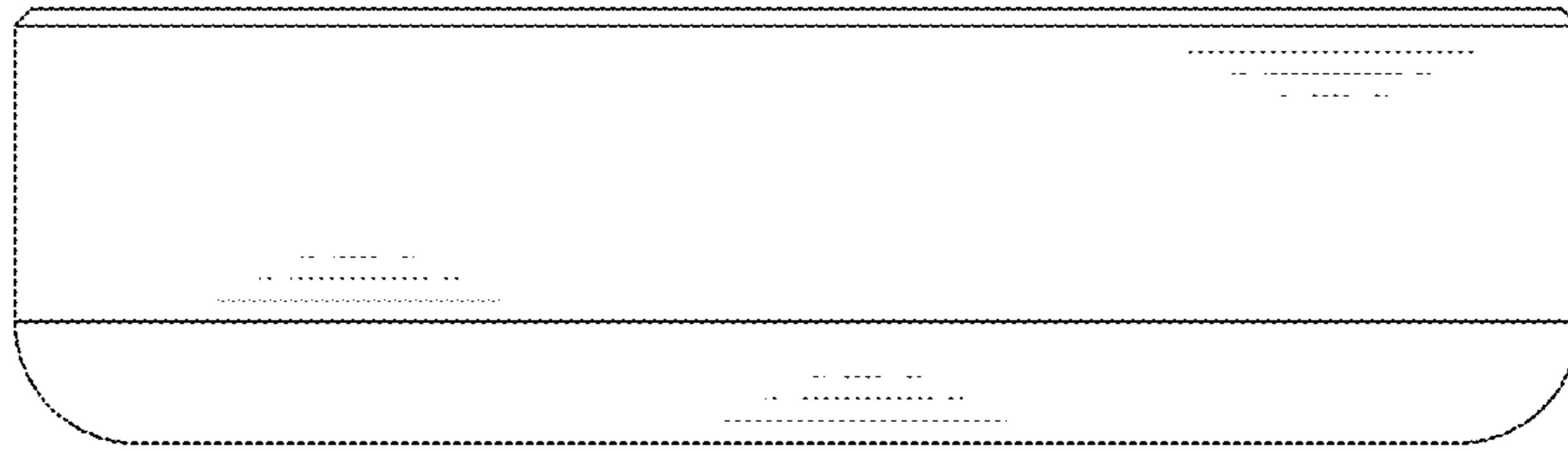


FIG. 6

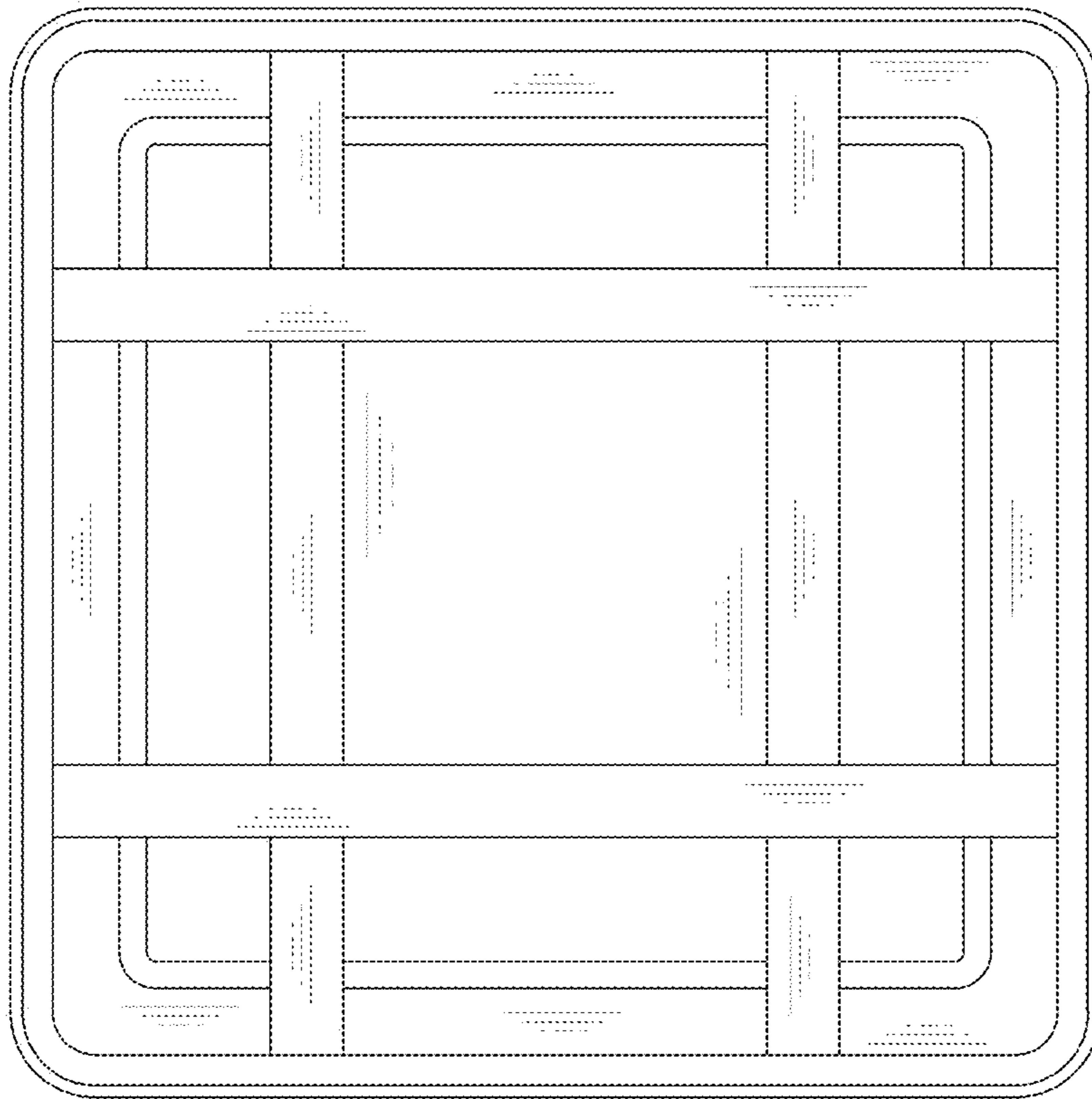


FIG. 7




FIG. 8