



US00D977868S

(12) **United States Design Patent** (10) **Patent No.:** **US D977,868 S**
Mesika (45) **Date of Patent:** **** Feb. 14, 2023**

(54) **RAZOR STAND**
(71) Applicant: **Yigal Mesika**, Los Angeles, CA (US)
(72) Inventor: **Yigal Mesika**, Los Angeles, CA (US)
(**) Term: **15 Years**
(21) Appl. No.: **29/709,635**
(22) Filed: **Oct. 16, 2019**
(51) **LOC (14) Cl.** **28-03**
(52) **U.S. Cl.**
USPC **D6/526**
(58) **Field of Classification Search**
USPC D6/526, 527, 512, 524, 528, 534, 540;
211/13.1, 66, 70.6, 86.01, 87.01, 89.01;
248/127, 176.1, 200, 205.5, 309.1, 314;
206/244, 361, 362.1, 362.2, 362.3, 208,
206/209, 228, 252, 345-360, 493, 775
CPC A45D 27/29; A45D 27/225; A45D 27/24;
A45D 27/46; A45D 34/06; B26B 21/32;
B26B 5/006; B26B 21/14
See application file for complete search history.

(56) **References Cited**

U.S. PATENT DOCUMENTS

D324,997 S * 3/1992 Jones D28/91.1
D336,581 S * 6/1993 Parker D6/518
5,784,790 A 7/1998 Carson et al.
D417,430 S * 12/1999 Ko D13/107
D480,376 S * 10/2003 Ma D14/149
D498,678 S * 11/2004 Ames D9/549
D503,889 S * 4/2005 Yeung D9/557
D514,936 S * 2/2006 Pace D9/504
D515,426 S * 2/2006 Pace D9/504
D523,752 S * 6/2006 Bried D9/504
D524,282 S * 7/2006 Beasley D13/108
D525,583 S * 7/2006 Vu D13/108
D529,404 S * 10/2006 Eden D10/70
D537,409 S * 2/2007 Suzuki D14/155

D609,636 S * 2/2010 Jensen D13/108
D615,491 S * 5/2010 Emminger D13/108
D621,347 S * 8/2010 Aulwes D28/73
D697,027 S * 1/2014 Ho D13/108
D735,131 S * 7/2015 Akana D13/108
D757,014 S * 5/2016 Hahn D14/434
D772,813 S * 11/2016 Wahl D13/108
D784,259 S * 4/2017 Huang D13/108
D820,000 S * 6/2018 Watson D6/526
D831,996 S * 10/2018 Grabes D6/526
D838,174 S * 1/2019 Cho D9/414
D839,627 S * 2/2019 Watson D6/526
D862,923 S * 10/2019 Watson D6/526
2003/0079348 A1 5/2003 Follo
2006/0080838 A1 4/2006 Johnson et al.

(Continued)

FOREIGN PATENT DOCUMENTS

EP 2265422 6/2013
WO WO 2010/068077 6/2010
WO WO 2016/123599 8/2016

Primary Examiner — Nathan M Johnston
(74) *Attorney, Agent, or Firm* — Risso I.P.

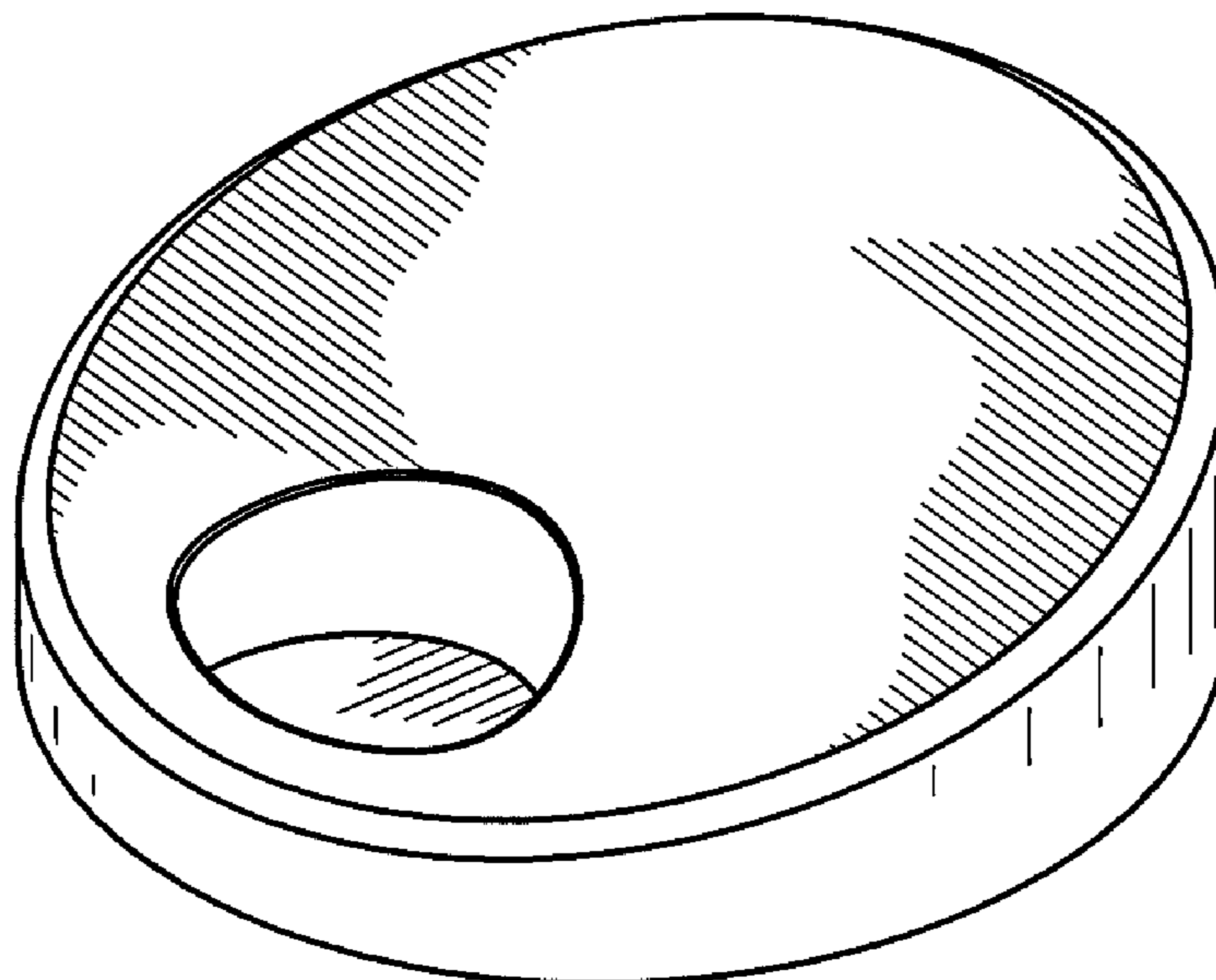
(57) **CLAIM**

The ornamental design for a razor stand, as shown and described.

DESCRIPTION

FIG. 1 is a back view of a razor stand;
FIG. 2 is a left, side view of the razor stand;
FIG. 3 is a front view of the razor stand;
FIG. 4 is a right, side view of the razor stand;
FIG. 5 is a top view of the razor stand;
FIG. 6 is a bottom view of the razor stand;
FIG. 7 is a perspective view of the razor stand; and,
FIG. 8 is a perspective view of the razor stand in use.
The broken lines shown in the drawings represent environmental aspects and form no part of the claimed design.

1 Claim, 8 Drawing Sheets



(56)

References Cited

U.S. PATENT DOCUMENTS

2008/0034589 A1 2/2008 Nearing
2009/0056140 A1 3/2009 Bruno et al.
2009/0235539 A1 9/2009 Wonderley
2015/0314465 A1 11/2015 Giannopoulos et al.

* cited by examiner

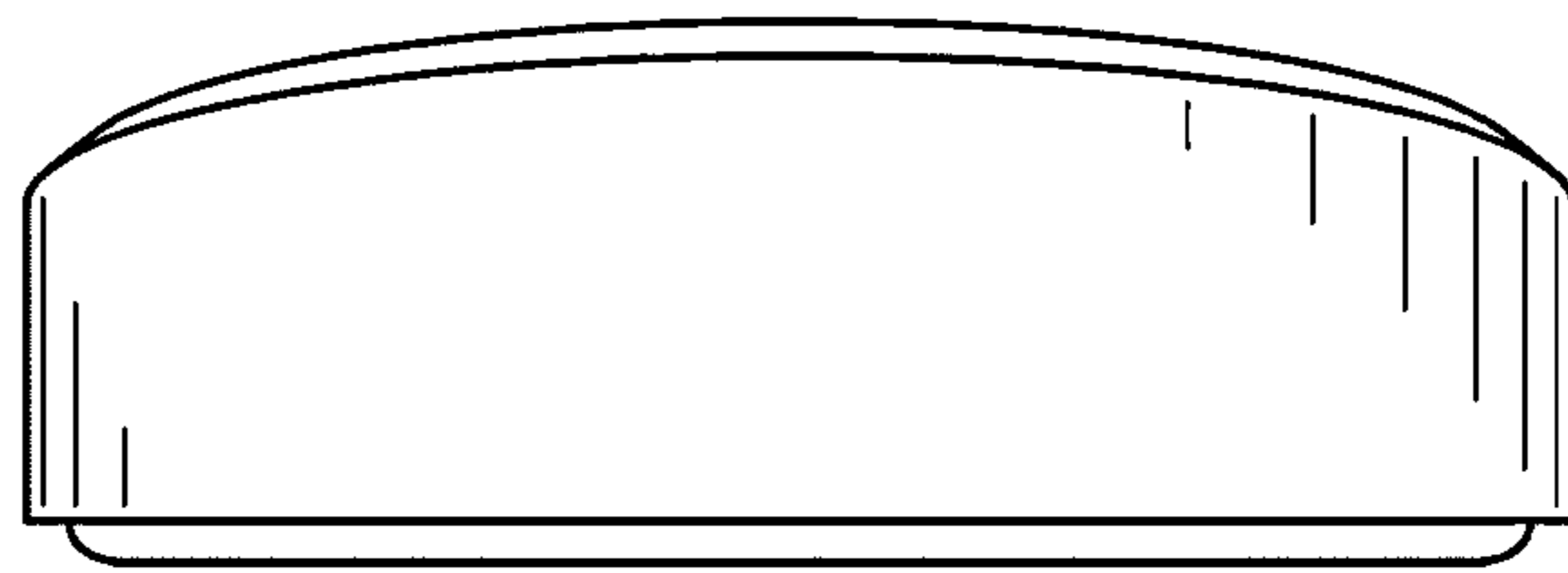


FIG. 1

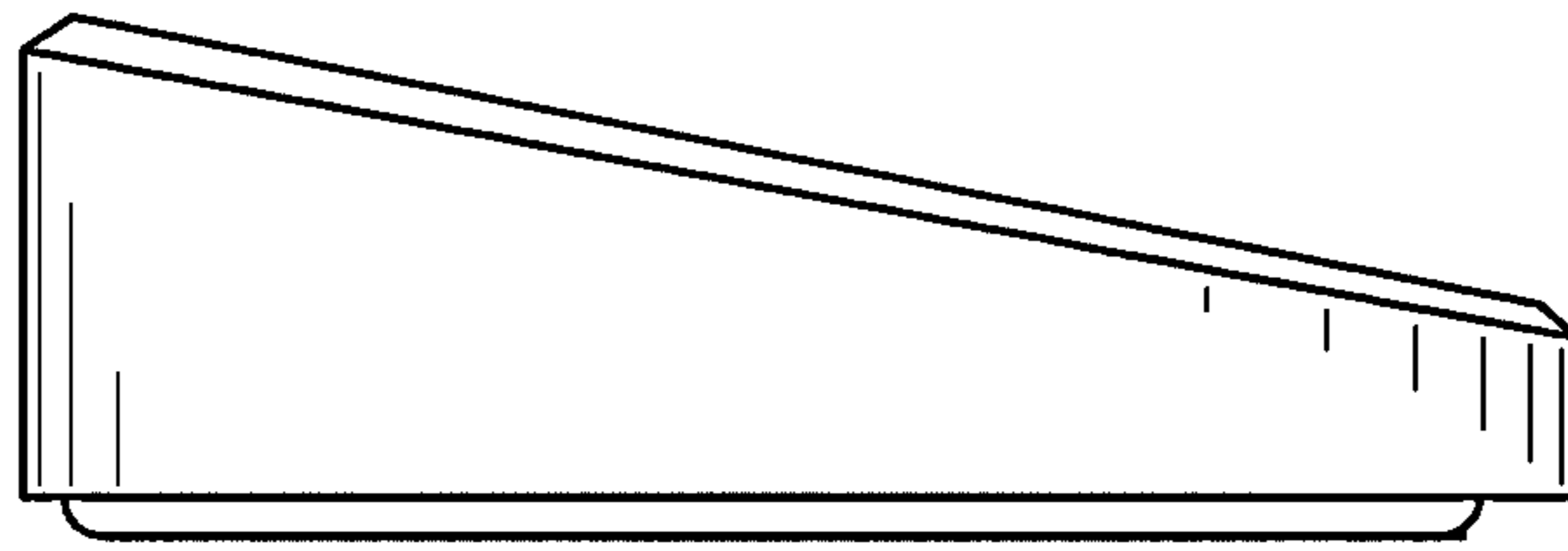


FIG. 2

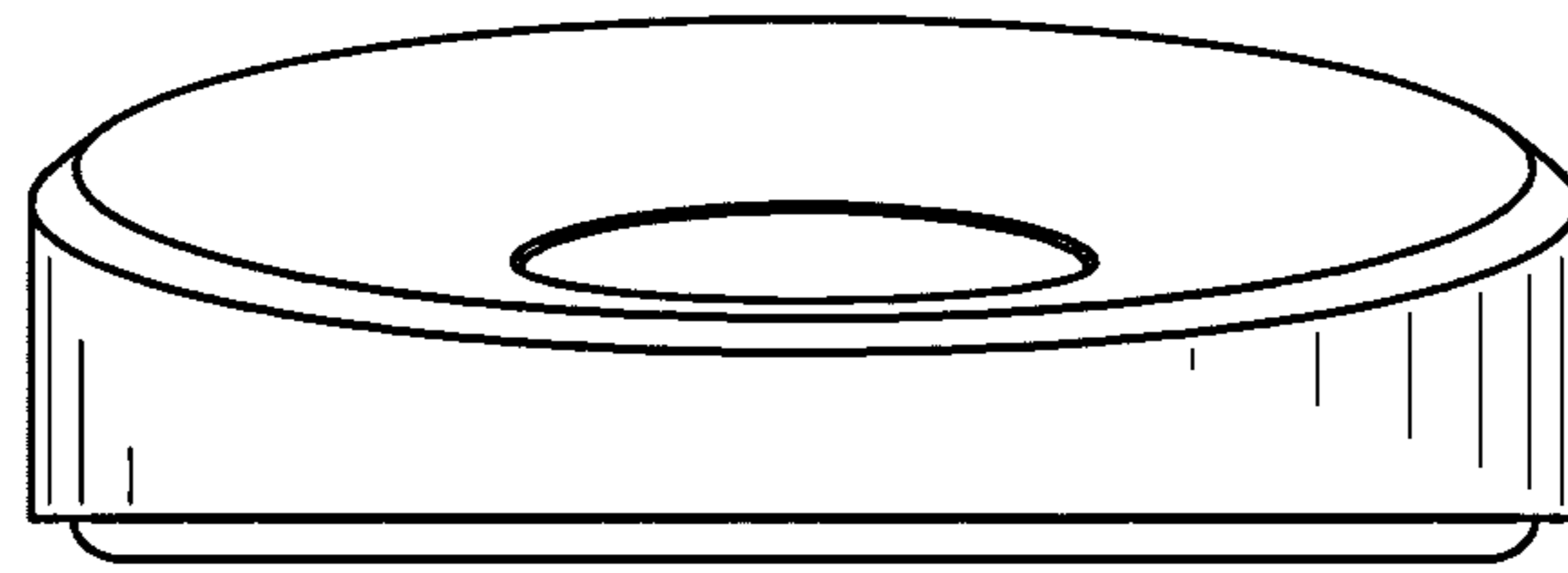


FIG. 3

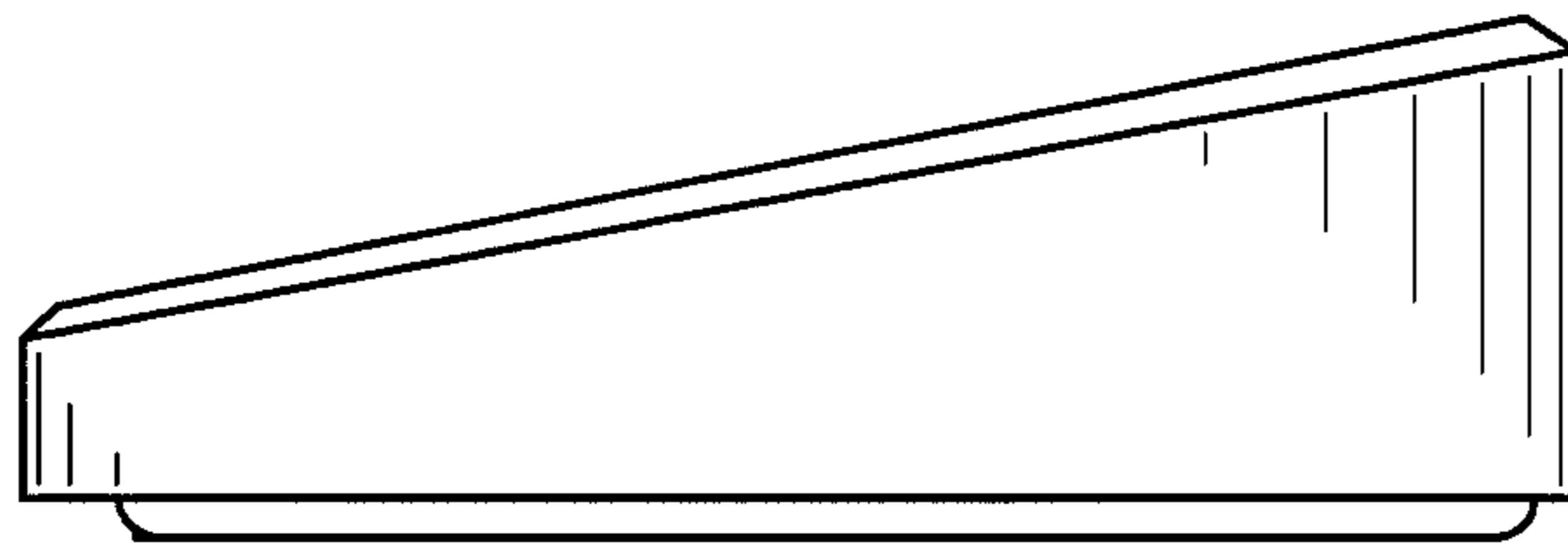


FIG. 4

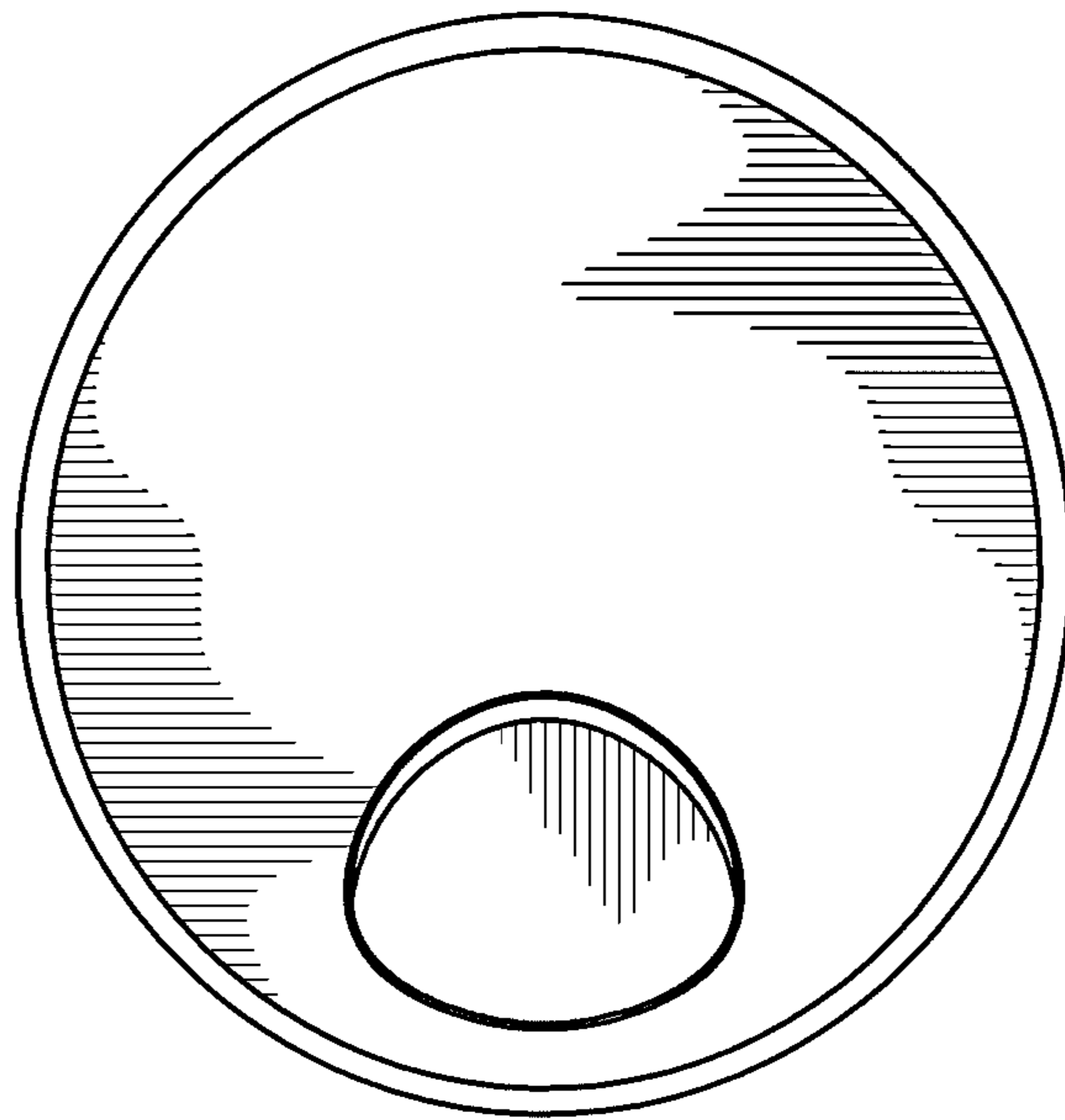


FIG. 5

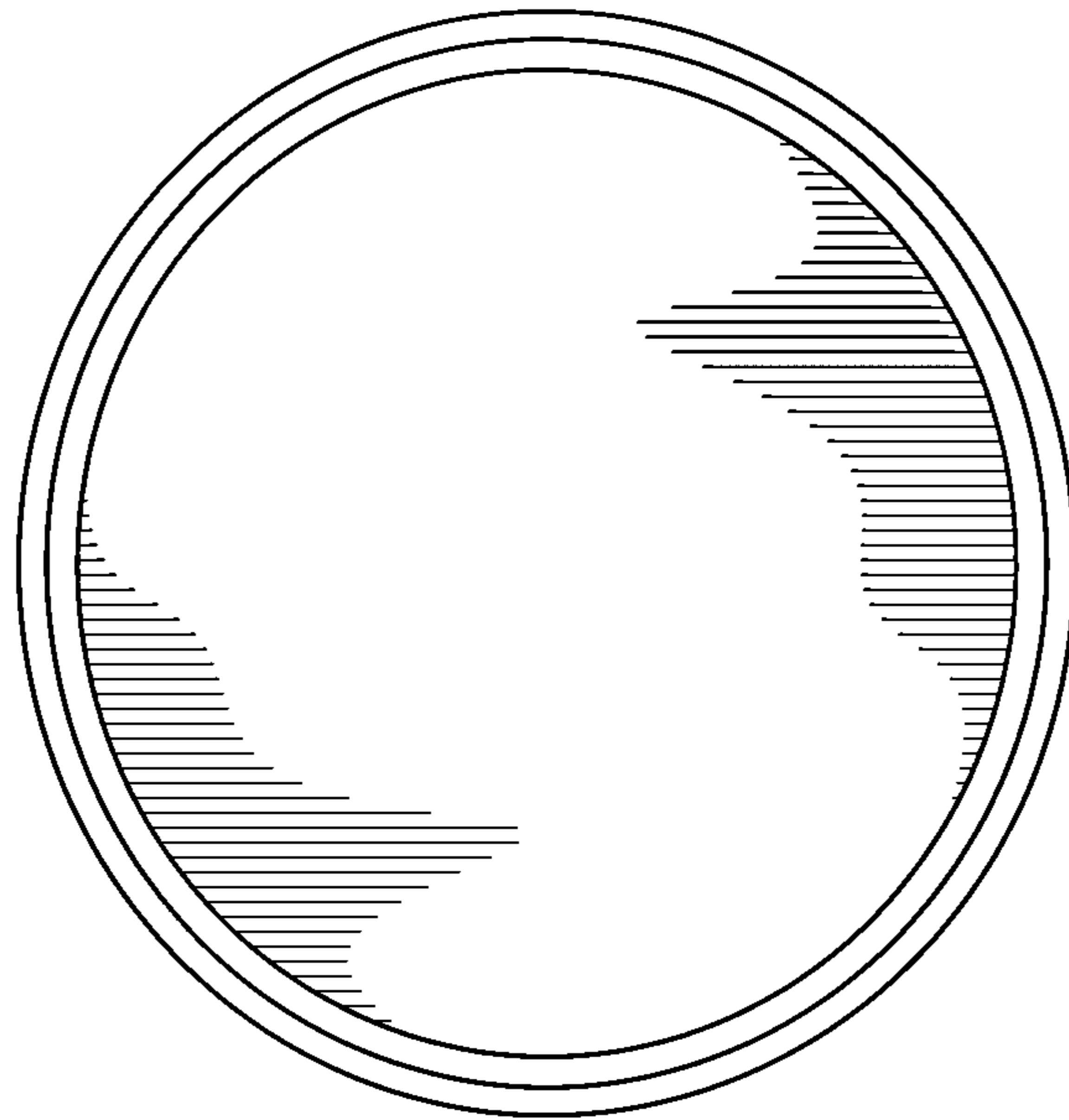


FIG. 6

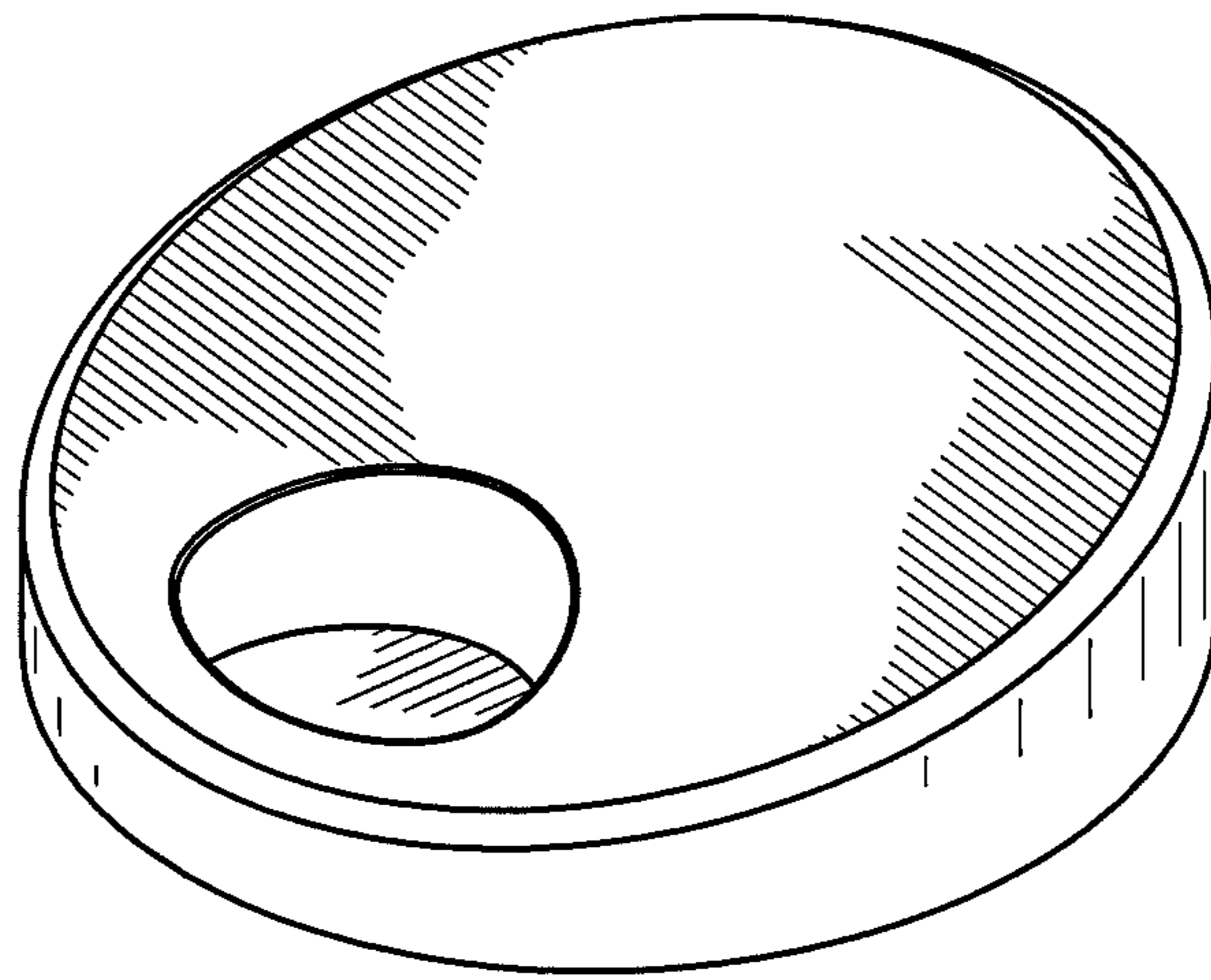


FIG. 7

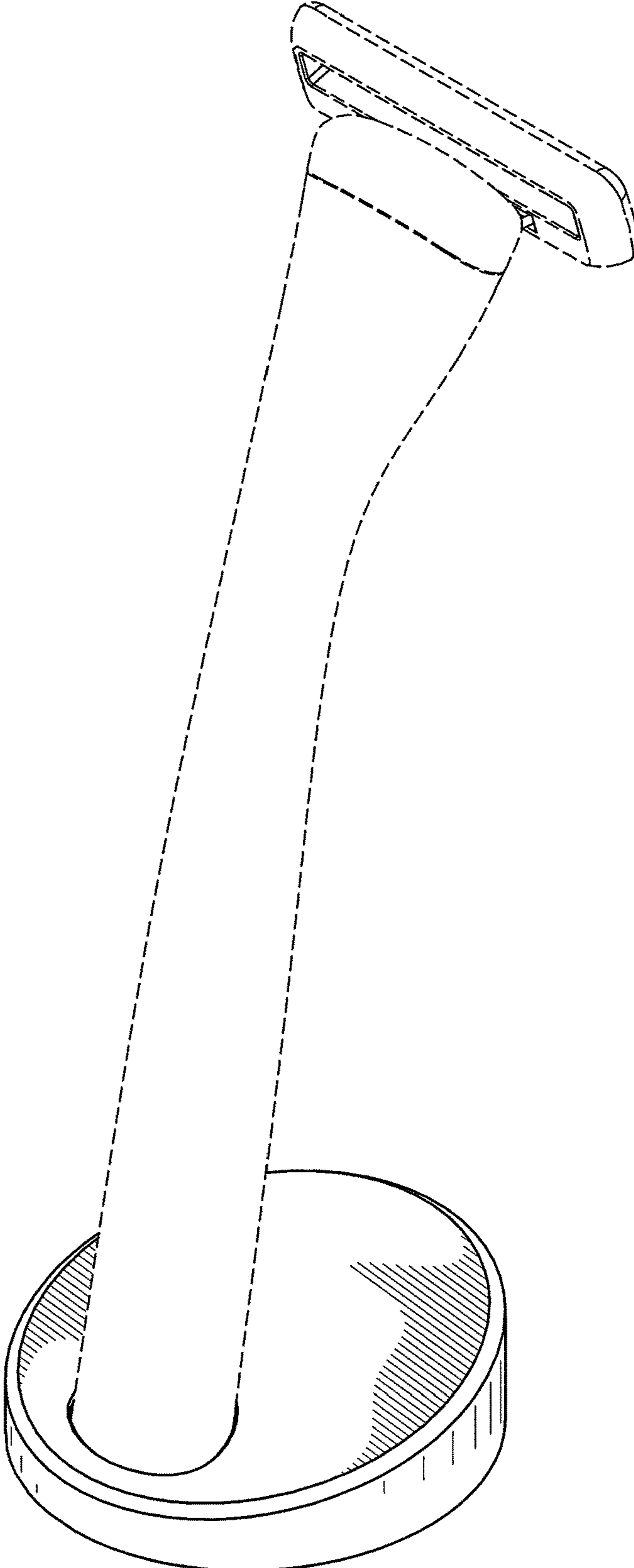


FIG. 8