



US00D977858S

(12) **United States Design Patent**  
**Baum**

(10) **Patent No.:** **US D977,858 S**

(45) **Date of Patent:** **\*\* Feb. 14, 2023**

(54) **ARMCHAIR**

(71) Applicant: **DEDON GmbH**, Lüneburg (DE)

(72) Inventor: **Benjamin Baum**, Hamburg (DE)

(73) Assignee: **DEDON GmbH**, Lüneburg (DE)

(\*\*) Term: **15 Years**

(21) Appl. No.: **29/794,076**

(22) Filed: **Jun. 10, 2021**

(51) **LOC (14) Cl.** ..... **06-01**

(52) **U.S. Cl.**  
USPC ..... **D6/369**

(58) **Field of Classification Search**  
USPC ..... D6/368, 369, 370, 374, 375, 376, 379,  
D6/380

CPC ..... Y10S 297/02; Y10S 297/01; A47C 1/124;  
A47C 3/00; A47C 3/04; A47C 4/28;  
A47C 4/30; A47C 4/32; A47C 4/34;  
A47C 4/283; A47C 4/286; A47C 5/02;  
A47C 5/04; A47C 5/06; A47C 5/12;  
A47C 5/14; A47C 5/125; A47C 7/185

See application file for complete search history.

(56) **References Cited**

**U.S. PATENT DOCUMENTS**

D274,295 S \* 6/1984 Saiger ..... D6/379  
D525,447 S \* 7/2006 Bongaerts ..... D6/379  
D590,163 S \* 4/2009 Guan ..... D6/369  
D596,865 S \* 7/2009 Bergmann ..... D6/369

D596,870 S \* 7/2009 Massaud ..... D6/369  
D597,332 S \* 8/2009 Carmon ..... D6/369  
D618,928 S \* 7/2010 Carmon ..... D6/369  
D766,004 S \* 9/2016 Galiotto ..... D6/369  
D779,847 S \* 2/2017 Diez ..... D6/369  
D818,286 S \* 5/2018 Galiotto ..... D6/375  
D887,742 S \* 6/2020 Pedersen ..... D6/369  
10,675,833 B2 \* 6/2020 Vizen ..... B32B 7/02  
D898,395 S \* 10/2020 Aisslinger ..... D6/369  
D904,062 S \* 12/2020 Aisslinger ..... D6/369  
D912,424 S \* 3/2021 Xiao ..... D6/369  
D927,875 S \* 8/2021 Xiao ..... D6/369  
D930,378 S \* 9/2021 Welling ..... D6/369

\* cited by examiner

*Primary Examiner* — Kevin K Rudzinski

*Assistant Examiner* — Paul D Bohannon

(74) *Attorney, Agent, or Firm* — MacCord Mason PLLC

(57) **CLAIM**

The ornamental design for an armchair, as shown and described.

**DESCRIPTION**

FIG. 1 is a front perspective view of an armchair showing my new design;

FIG. 2 is a front elevation view thereof;


FIG. 3 is a rear elevation view thereof;

FIG. 4 is a left side elevation view thereof;

FIG. 5 is a right elevation view thereof; and,

FIG. 6 is a top plan view thereof.

**1 Claim, 6 Drawing Sheets**






FIG. 1

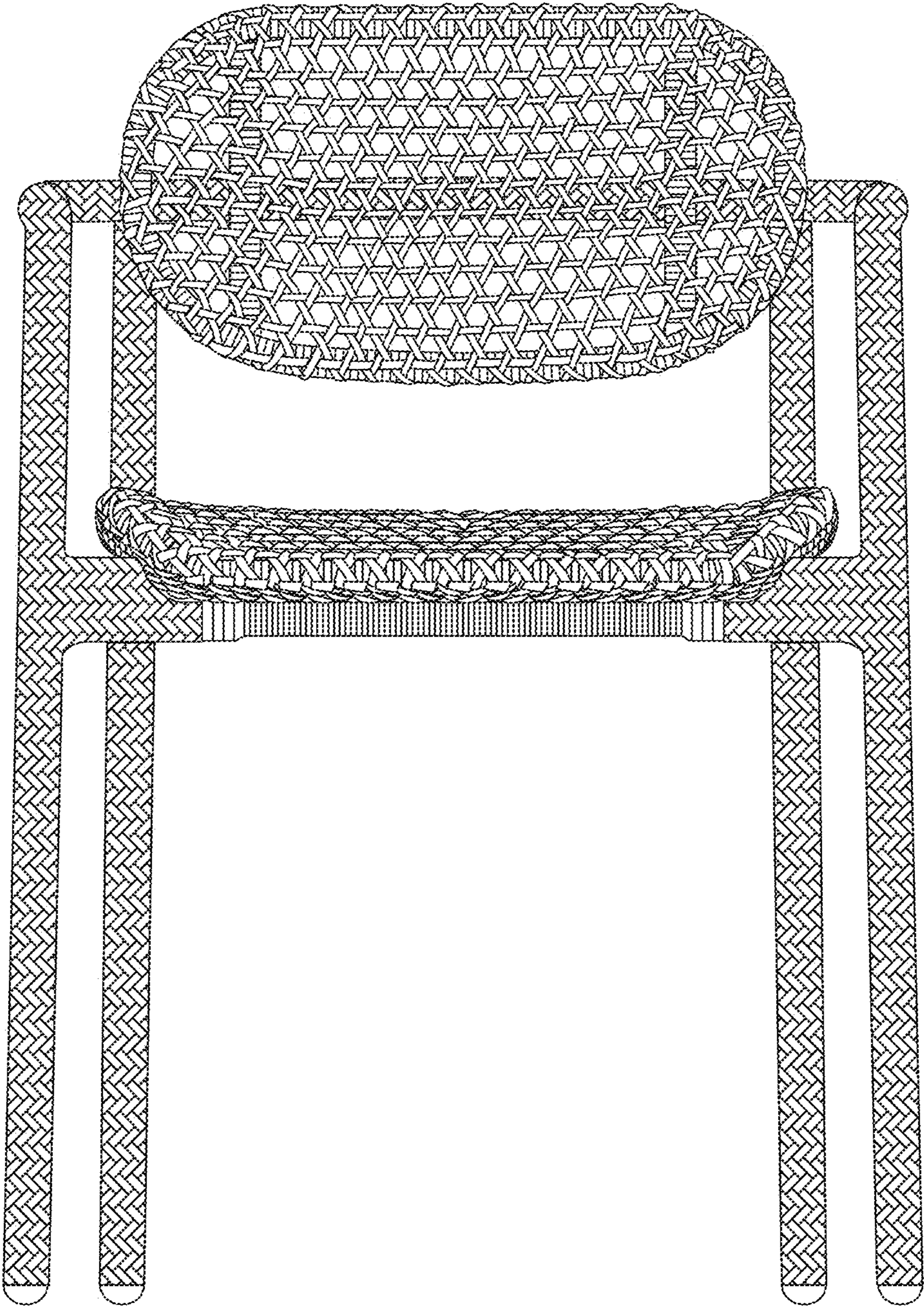


FIG. 2

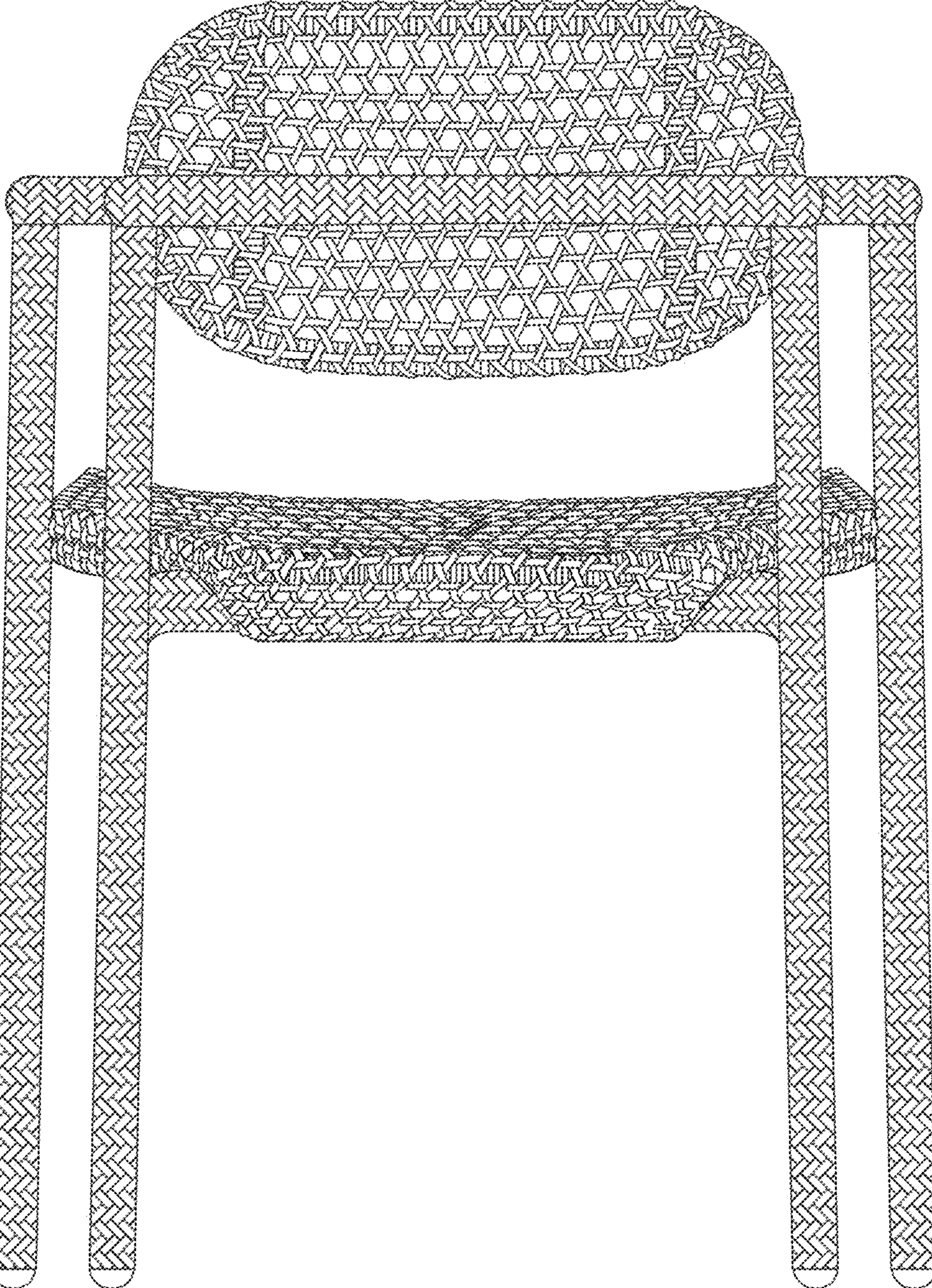


FIG. 3

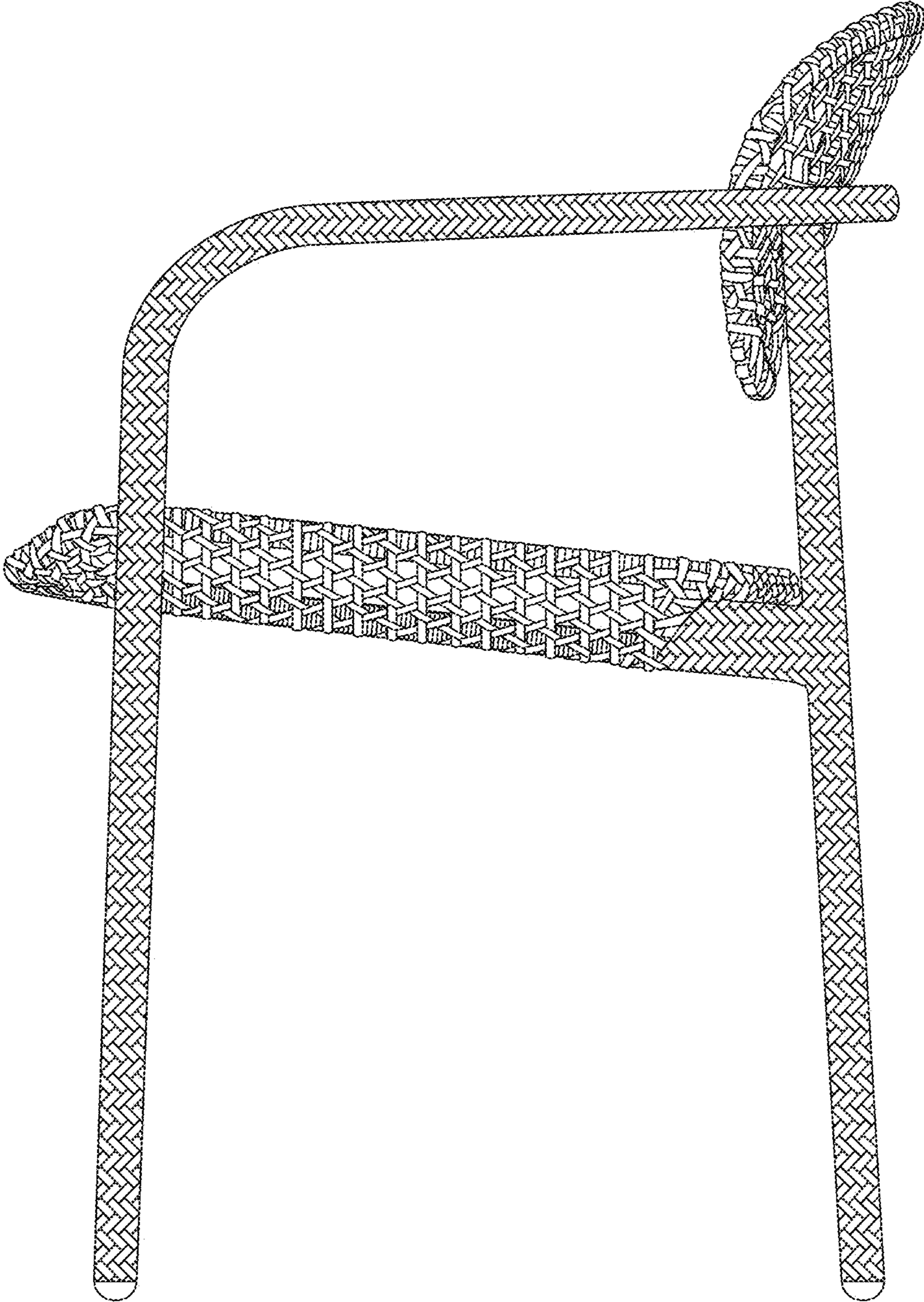


FIG. 4

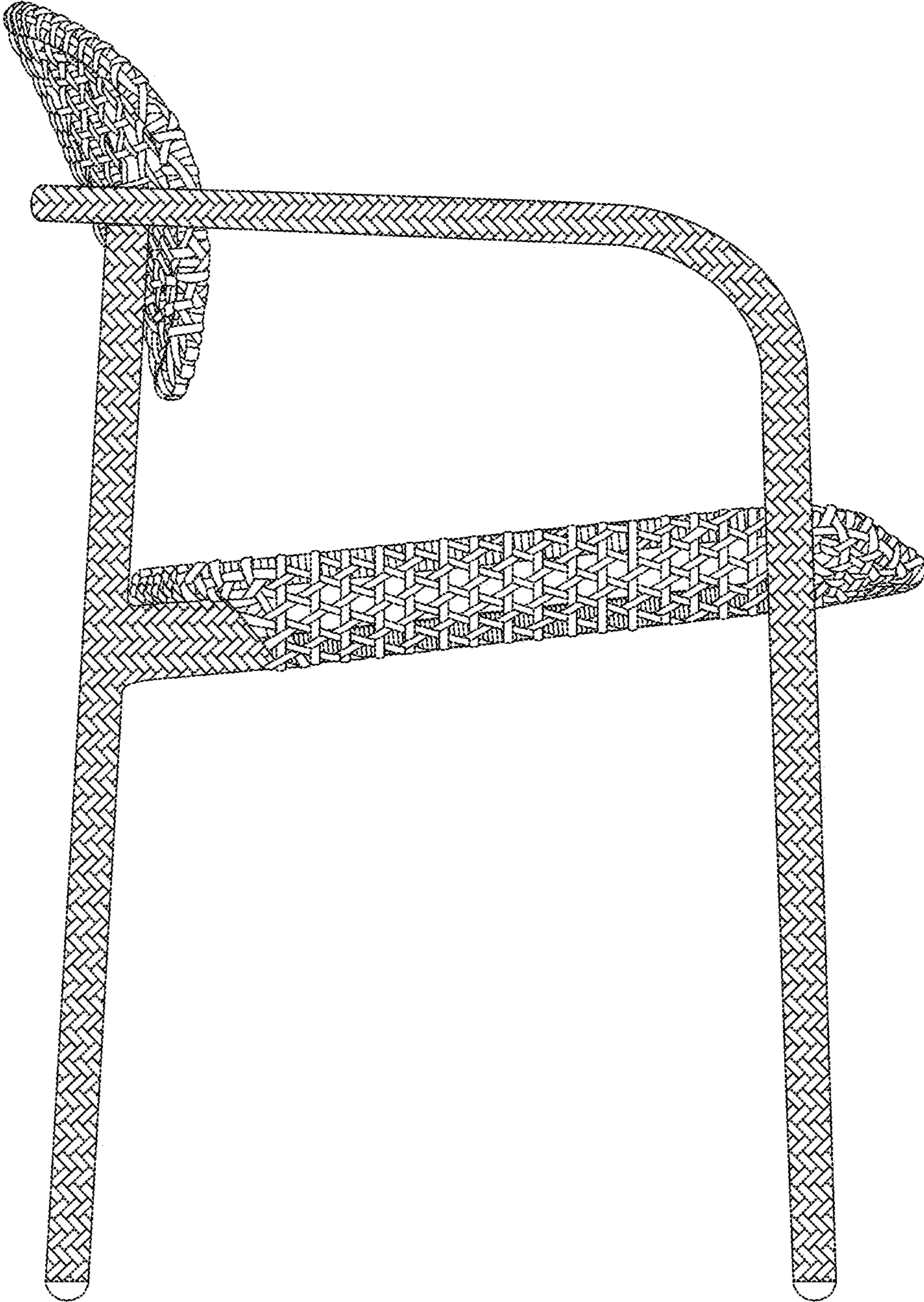


FIG. 5

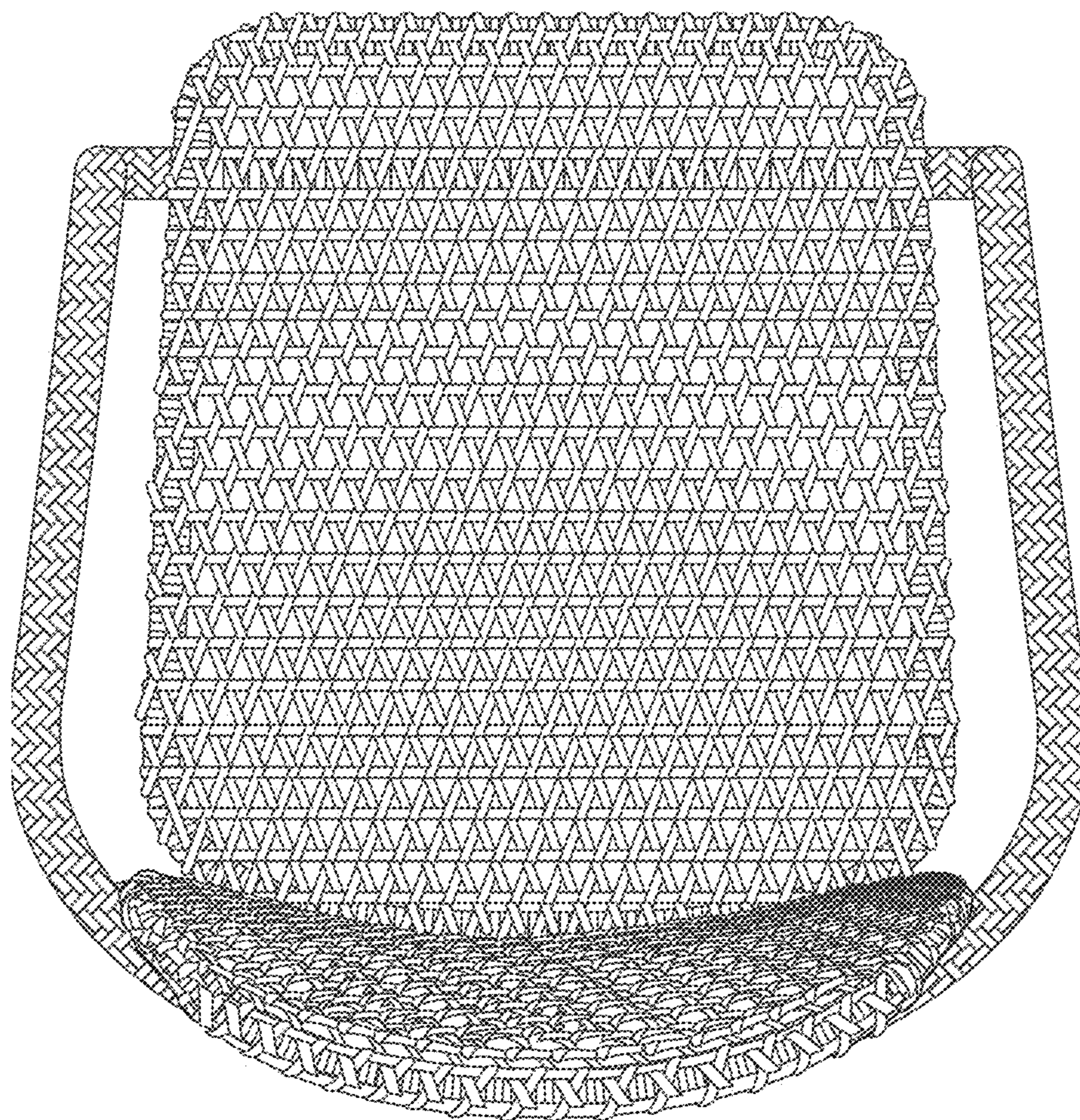


FIG. 6