



US00D977834S

(12) **United States Design Patent** (10) **Patent No.:** **US D977,834 S**
Santoro (45) **Date of Patent:** **** Feb. 14, 2023**

(54) **BOW CARRYING CASE**
(71) Applicant: **Anthony Santoro**, Newport (AU)
(72) Inventor: **Anthony Santoro**, Newport (AU)
(**) Term: **15 Years**

2011/0284406 A1* 11/2011 Kelly F41A 23/18
206/315.11
2012/0261287 A1* 10/2012 Perkins F41B 5/1457
206/317
2013/0199951 A1* 8/2013 Kelly F41B 5/1457
206/315.11

(21) Appl. No.: **29/755,700**
(22) Filed: **Oct. 22, 2020**
(51) **LOC (14) Cl.** **03-01**
(52) **U.S. Cl.**
USPC **D3/262**
(58) **Field of Classification Search**
USPC D3/254, 256, 262, 269, 221-225, 273,
D3/276, 283-289, 300-301, 904
CPC F41B 5/1442; F41B 5/1457
See application file for complete search history.

OTHER PUBLICATIONS

Little Ax R2—Traditional Arch Case, first available Aug. 12, 2020, amazon.com [online], [site visited Jul. 11, 2022], Available at URL: <https://www.amazon.com/Little-Ax-Traditional-Bow-Case/dp/B092LKFTSF?th=1> (Year: 2020).*

* cited by examiner

Primary Examiner — Jeffrey D Asch
Assistant Examiner — Caitlin A Laverty
(74) *Attorney, Agent, or Firm* — Eric Karich; Karich & Associates

(56) **References Cited**

U.S. PATENT DOCUMENTS

D246,138 S * 10/1977 Christensen D3/269
D343,057 S * 1/1994 Dickinson D3/262
D358,254 S * 5/1995 VanSkiver D3/262
5,450,957 A * 9/1995 Erb F41B 5/1457
206/315.11
D425,959 S * 5/2000 Gibbs D22/100
D448,163 S * 9/2001 Kolpin D3/262
D448,165 S * 9/2001 Kolpin D3/262
6,691,693 B1 * 2/2004 Trussell, II F41B 5/1457
224/916
D528,791 S * 9/2006 Sides D3/262
D731,789 S * 6/2015 Quinnan D3/262
9,797,675 B2 10/2017 Voigt et al.
D859,829 S * 9/2019 West D3/262
2007/0131728 A1* 6/2007 Arajakis F41B 5/066
224/257


(57) **CLAIM**

The ornamental design for a bow carrying case, as shown and described.

DESCRIPTION

FIG. 1 is a perspective view of a bow carrying case, illustrated with arrows, showing my new design;
FIG. 2 is a perspective view of the bow carrying case, illustrated without arrows, showing my new design;
FIG. 3 is a front elevational view thereof;
FIG. 4 is a rear elevational view thereof;
FIG. 5 is a left side elevational view thereof;
FIG. 6 is a right side elevational view thereof;
FIG. 7 is a top plan view thereof; and,
FIG. 8 is a bottom plan view thereof.
The broken line showing of arrows in the drawings is for the purpose of illustrating environmental structure of the bow carrying case that form no part of the claimed design.

1 Claim, 3 Drawing Sheets



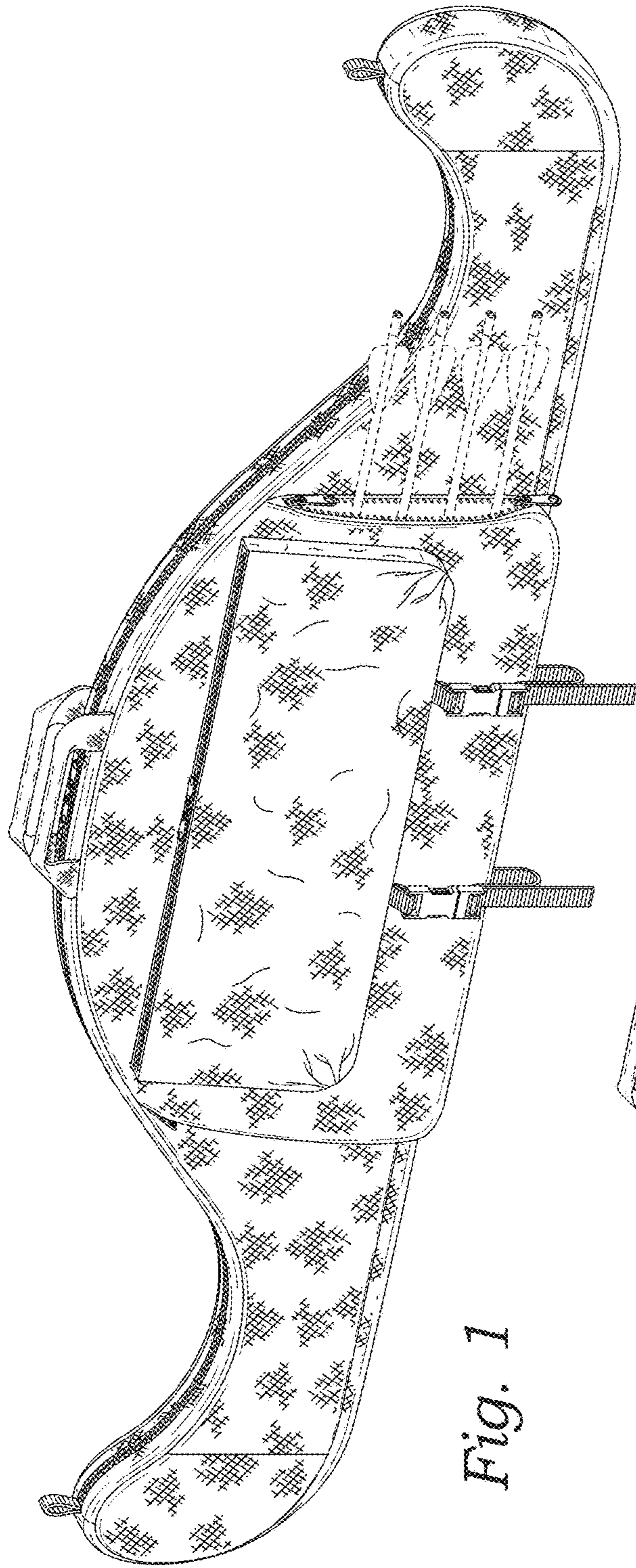


Fig. 1

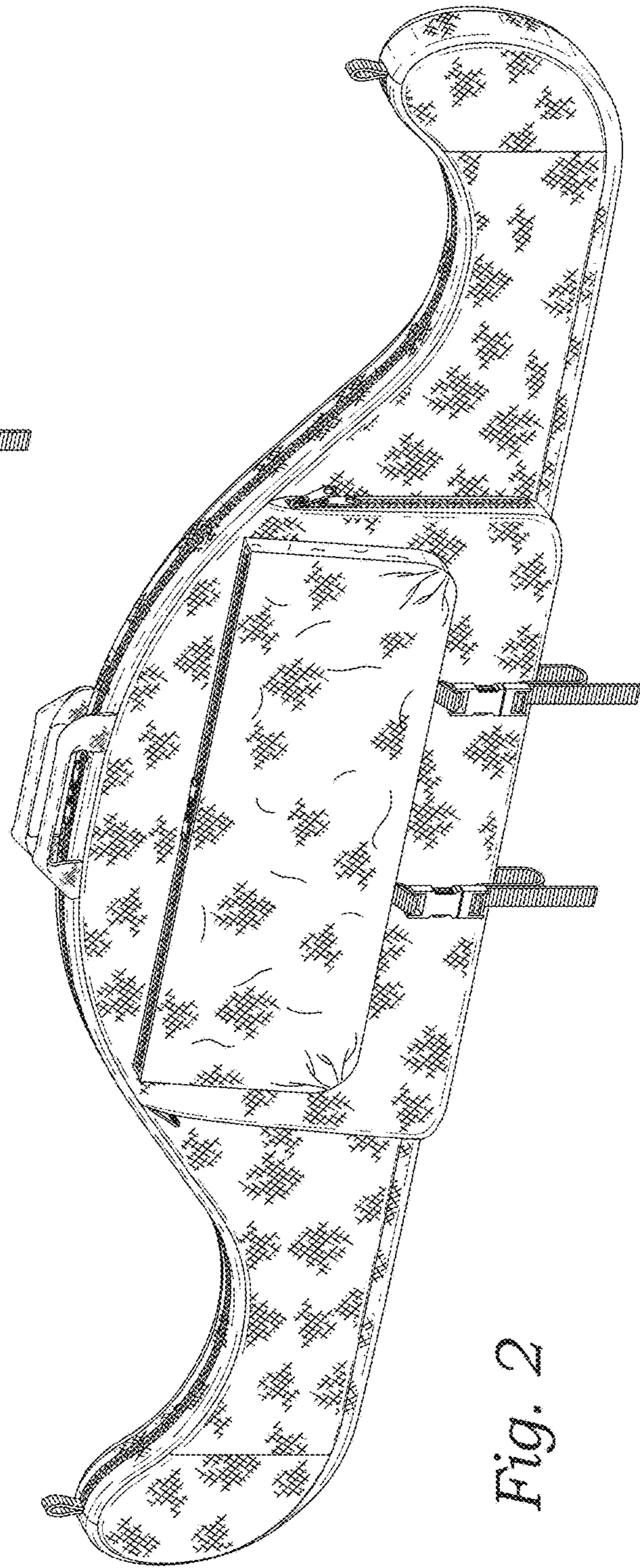


Fig. 2

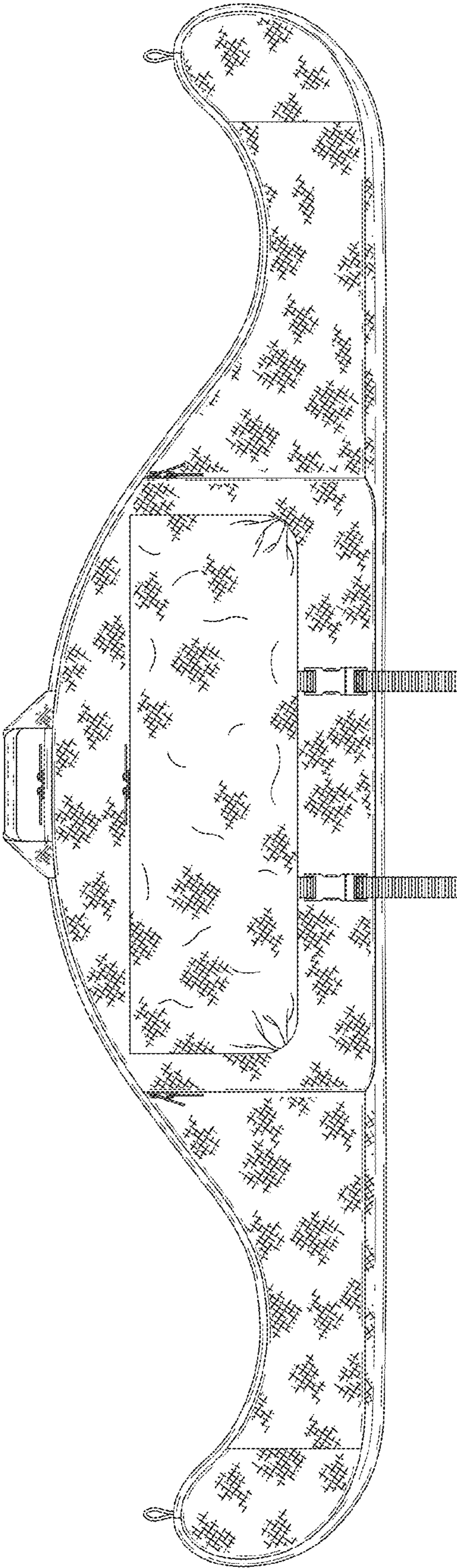


Fig. 3

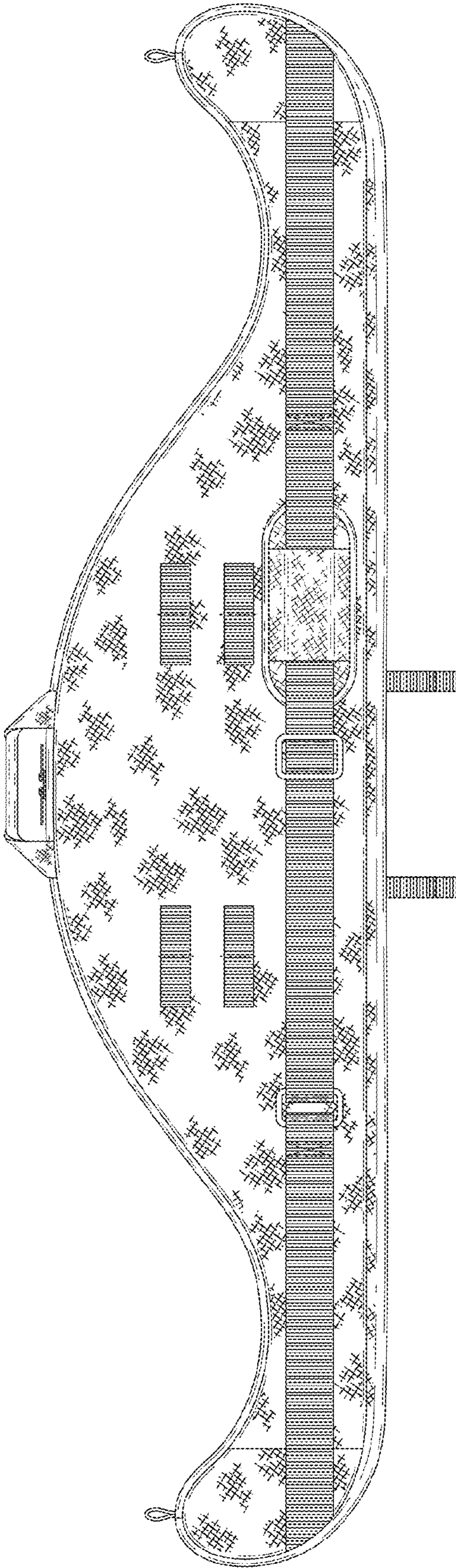


Fig. 4

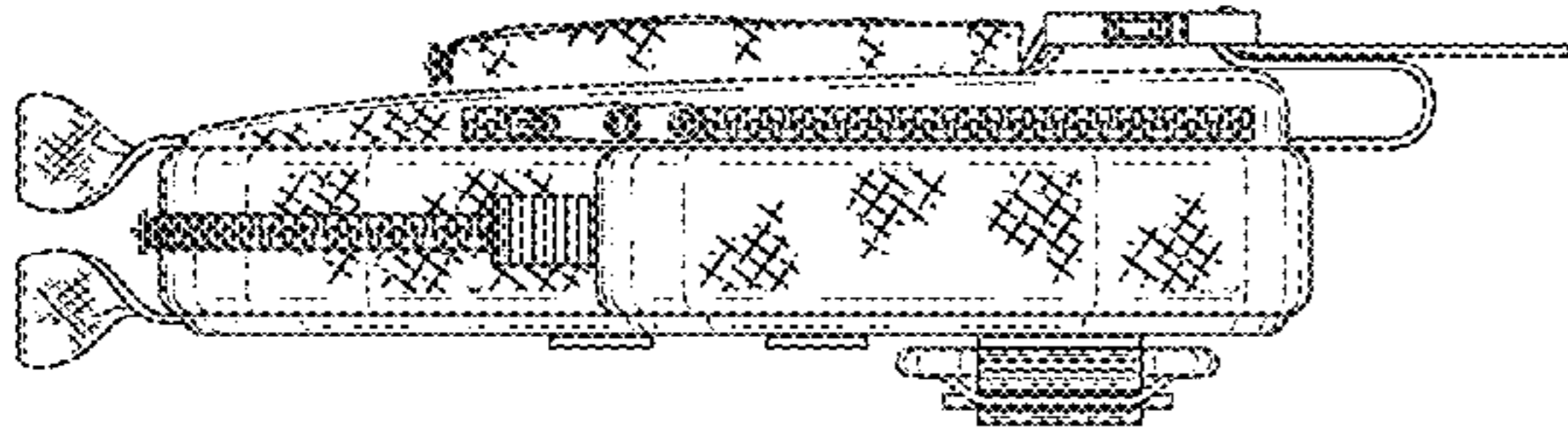


Fig. 5

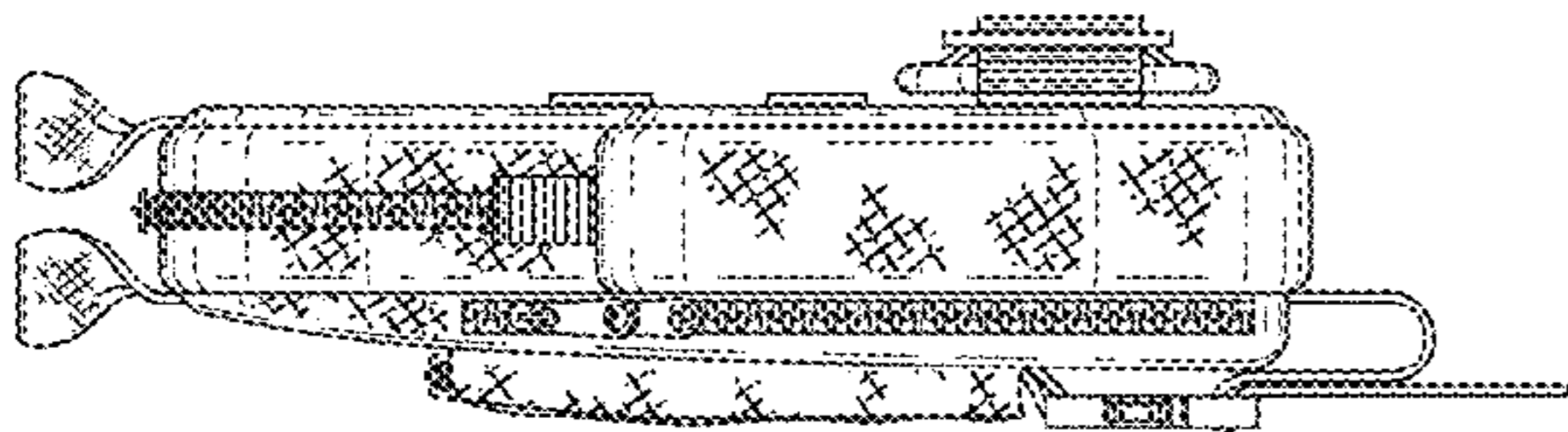


Fig. 6

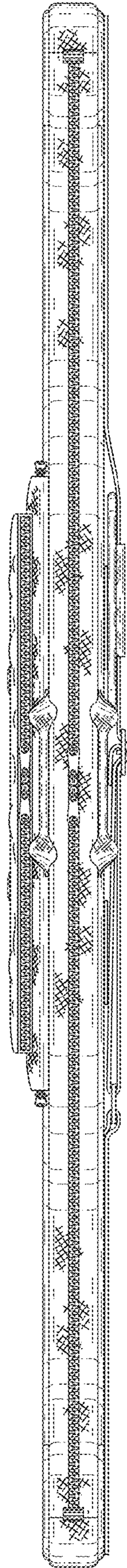


Fig. 7

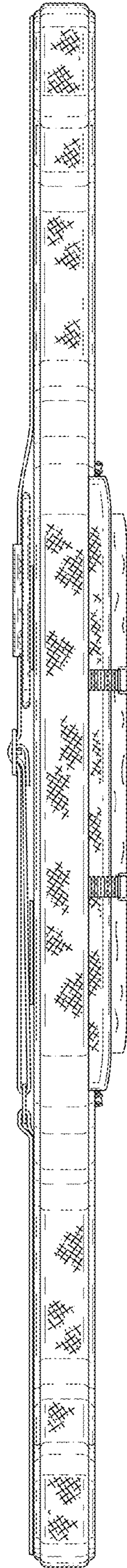


Fig. 8