

US00D977784S

(12) **United States Design Patent**
Minogue

(10) **Patent No.:** **US D977,784 S**

(45) **Date of Patent:** **** Feb. 14, 2023**

(54) **GARMENT**

(71) Applicant: **Bio-Medical Research Limited,**
Galway (IE)

(72) Inventor: **Conor Minogue,** Galway (IE)

(73) Assignee: **Bio-Medical Research Limited,**
Galway (IE)

(**) Term: **15 Years**

(21) Appl. No.: **29/752,838**

(22) Filed: **Sep. 29, 2020**

(51) **LOC (14) Cl.** **02-02**

(52) **U.S. Cl.**
USPC **D2/728**

(58) **Field of Classification Search**

USPC D2/700, 704, 705, 712, 713, 714, 715,
D2/716, 728, 731, 732, 738, 742, 748;
D13/103, 108; D14/432

CPC A41D 1/06; A41D 1/062; A41D 1/067;
A41D 1/08; A41D 1/082; A41D 1/084;
A41D 1/086; A41D 1/088; A41D 7/00;
A41D 7/001; A41D 7/005; A41D 7/006;
A41D 13/05; A41D 13/12; A41D
13/0025; A41D 31/10; A41D 31/30;
A41D 31/305; A41D 2500/10; A41D
2500/20; A41D 2500/30; A41F 6/065;
A41F 11/18; A61N 1/321; E05B 73/0017;
A44B 1/14; A44B

(Continued)

(56) **References Cited**

U.S. PATENT DOCUMENTS

3,359,571 A * 12/1967 Burke A41F 11/18
2/311

4,805,243 A * 2/1989 Gibbens A41D 1/084
2/253

D327,690 S * 7/1992 Ogawa D14/230

(Continued)

OTHER PUBLICATIONS

Are ‘Smart’ Clothes the Wearables of the Future? First available: May 16, 2015 [online], [visited: May 27, 2022] Available from the internet URL: <https://www.vox.com/2015/3/16/11560246/are-smart-clothes-the-wearables-of-the-future> (Year: 2015).*

Primary Examiner — Jonathan J Han

Assistant Examiner — Jeff Lenard D. Torres

(74) *Attorney, Agent, or Firm* — Banner & Witcoff, Ltd.

(57) **CLAIM**

The ornamental design for a garment, as shown and described.

DESCRIPTION

FIG. 1 is a front perspective view of a garment showing my new design;

FIG. 2 is a front view thereof;

FIG. 3 is a rear view thereof;

FIG. 4 is a left side view thereof;

FIG. 5 is a right side view thereof;

FIG. 6 is an enlarged view of the encircled portion labeled “6” in FIG. 1;

FIG. 7 is an enlarged view of the encircled portion labeled “7” in FIG. 5;

FIG. 8 is a front perspective view of a garment showing my new design in an alternative embodiment;

FIG. 9 is a front view thereof;

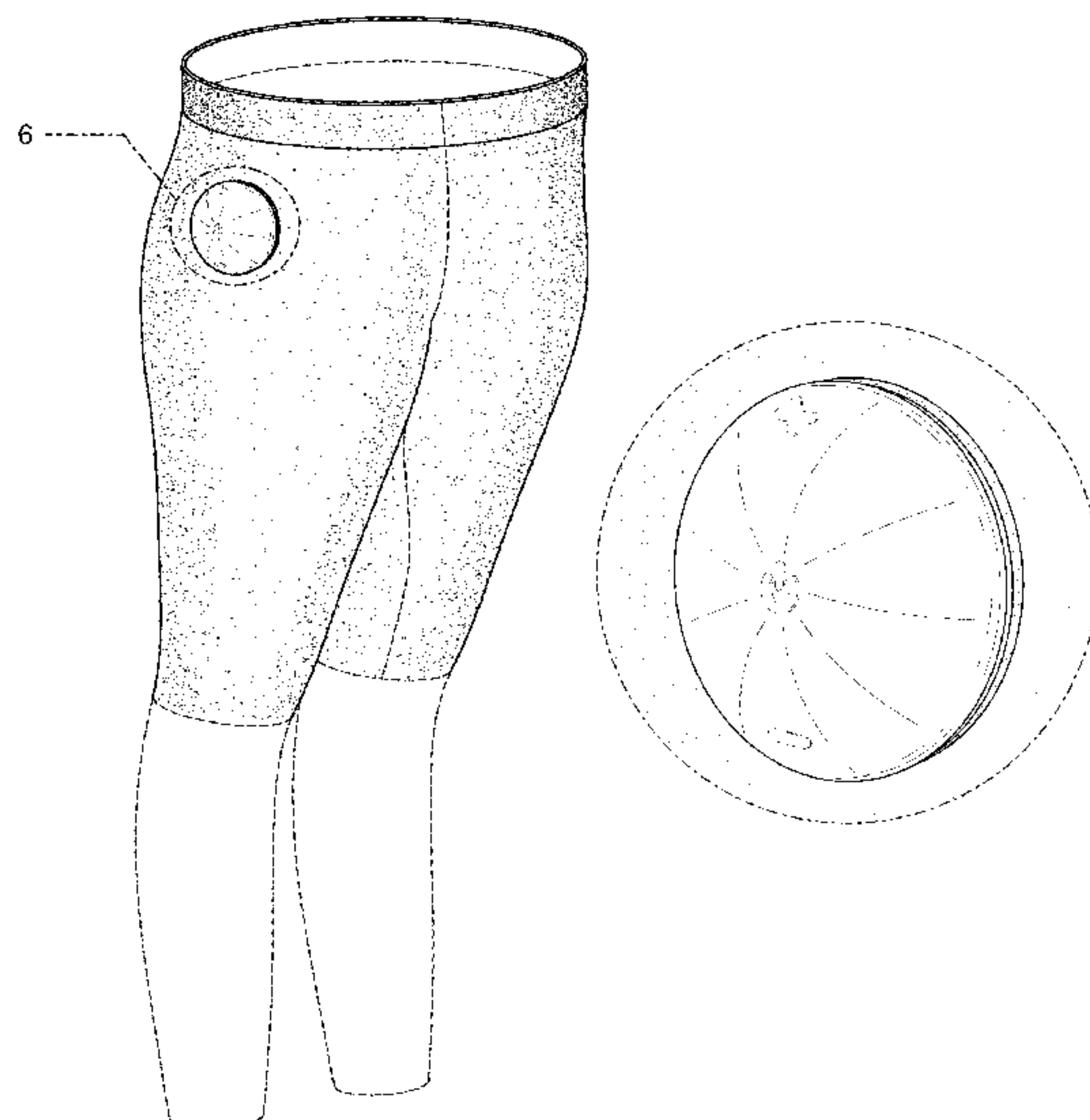
FIG. 10 is a rear view thereof;

FIG. 11 is a left side view thereof; and,

FIG. 12 is a right side view thereof.

The broken lines within the shaded area represent stitching and form no part of the claimed design. The broken lines depicting the icons on the controller form no part of the claimed design. The broken lines immediately adjacent to the shaded areas represent the bounds of the claimed design and form no part thereof. The broken lines depicting the remainder of the garment form no part of the claimed design.

1 Claim, 12 Drawing Sheets



(58) **Field of Classification Search**
 CPC .. 1/30; G06F 3/16; G06F 3/162; G06F 3/165;
 G06F 3/167
 See application file for complete search history.

(56) **References Cited**

U.S. PATENT DOCUMENTS

D483,551 S * 12/2003 Kallen A41D 1/086
 D2/742
 7,228,598 B1 * 6/2007 Powers A44B 1/14
 24/113 R
 D718,236 S * 11/2014 Murray D13/108
 D742,096 S * 11/2015 Darmour D2/742
 D748,373 S * 2/2016 Darmour D2/742
 D785,288 S * 5/2017 Kandarian D2/731
 D790,160 S * 6/2017 Lomax D2/731
 D833,108 S * 11/2018 Gao D2/712
 D859,364 S * 9/2019 Chalabi D14/216

D868,067 S * 11/2019 Guarniere D14/432
 D878,325 S * 3/2020 Paterson D14/203.1
 D895,543 S * 9/2020 Akana D13/108
 D901,379 S * 11/2020 Choi D13/108
 D911,276 S * 2/2021 Li D13/108
 2005/0055067 A1 * 3/2005 Yu A61N 1/321
 607/48
 2010/0225485 A1 * 9/2010 Appalucci E05B 73/0017
 340/572.9
 2012/0047622 A1 * 3/2012 van Oudenallen
 A41D 13/0025
 2/81
 2014/0373253 A1 * 12/2014 Kewin A47G 19/02
 2/227
 2015/0128958 A1 * 5/2015 Shah A61F 6/065
 128/846
 2015/0135489 A1 * 5/2015 Bolen A44B 1/30
 24/594.11
 2020/0384730 A1 * 12/2020 Hackemeyer B32B 27/065

* cited by examiner

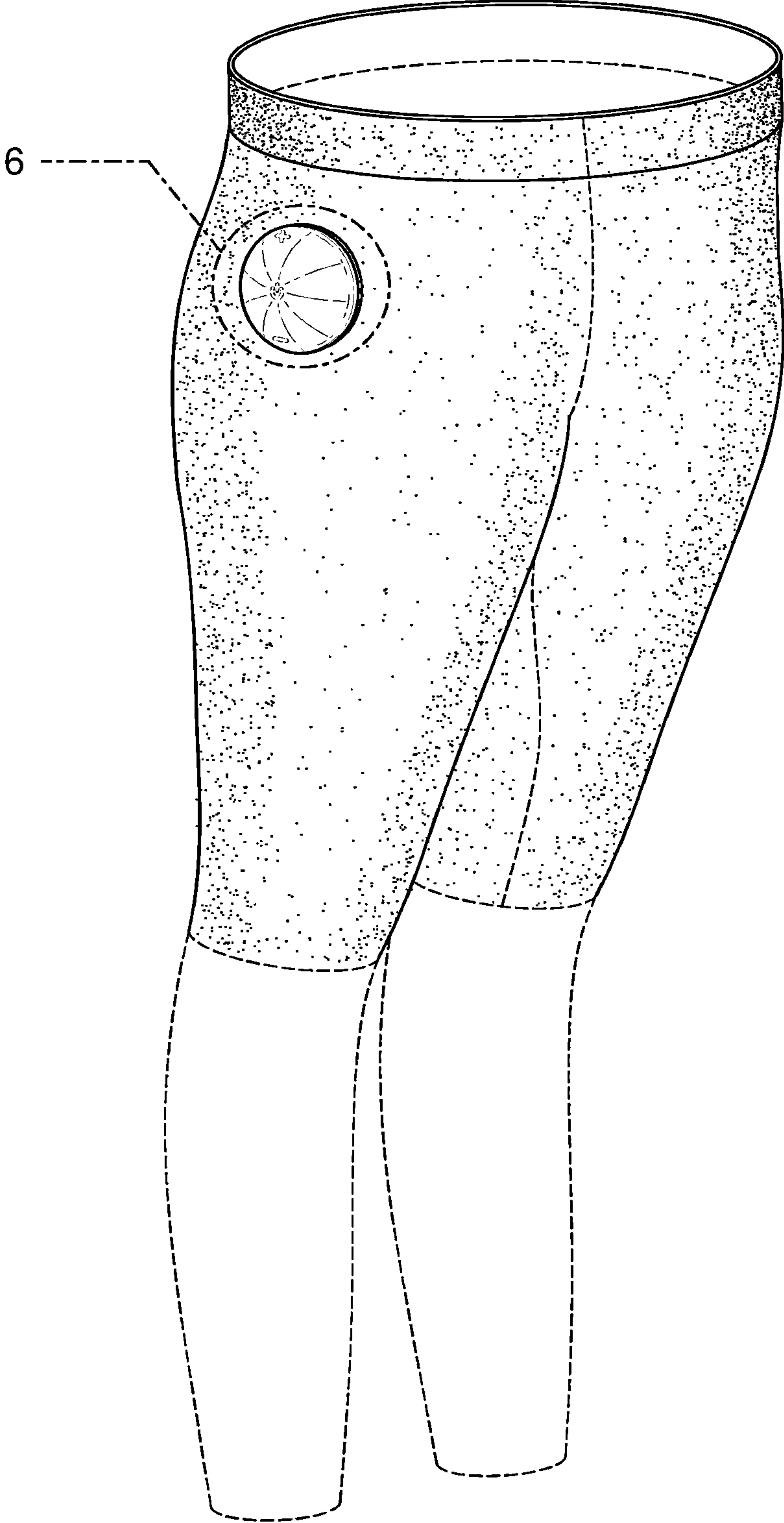


FIG. 1

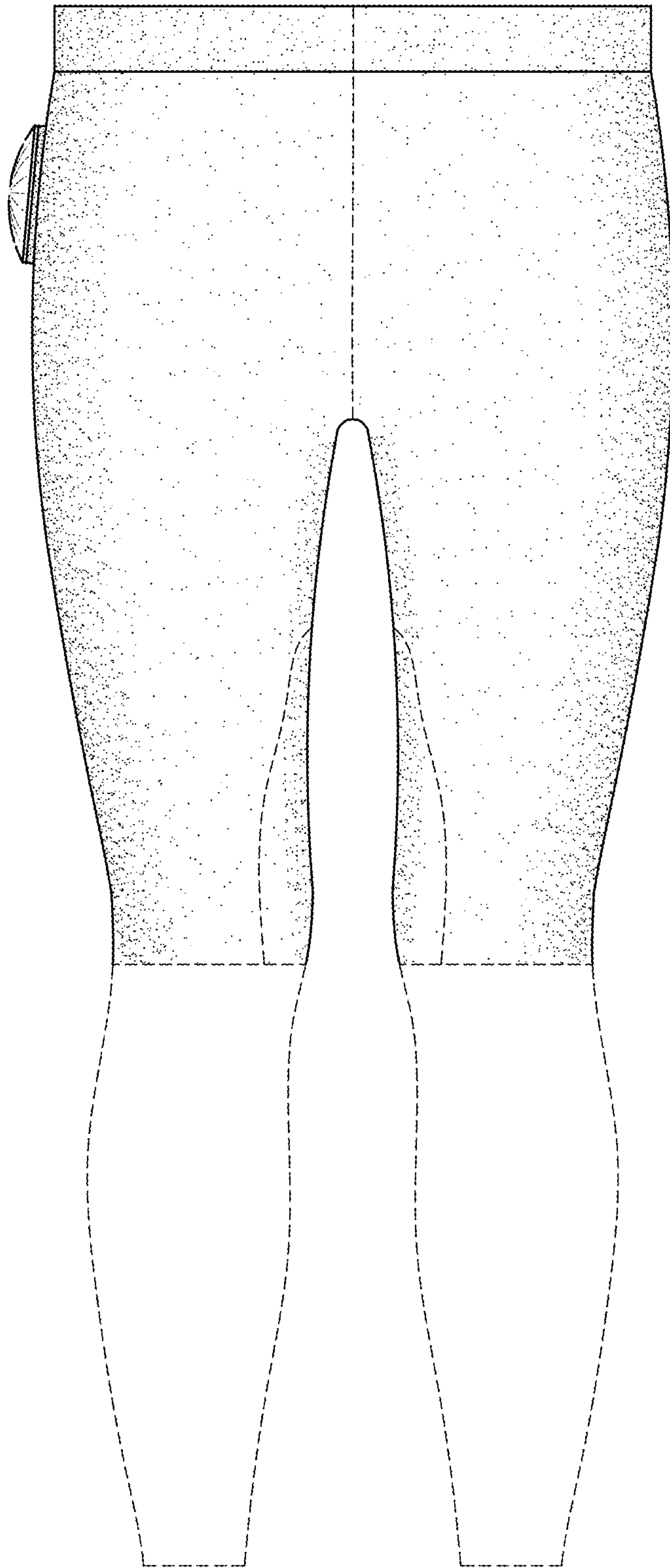


FIG. 2

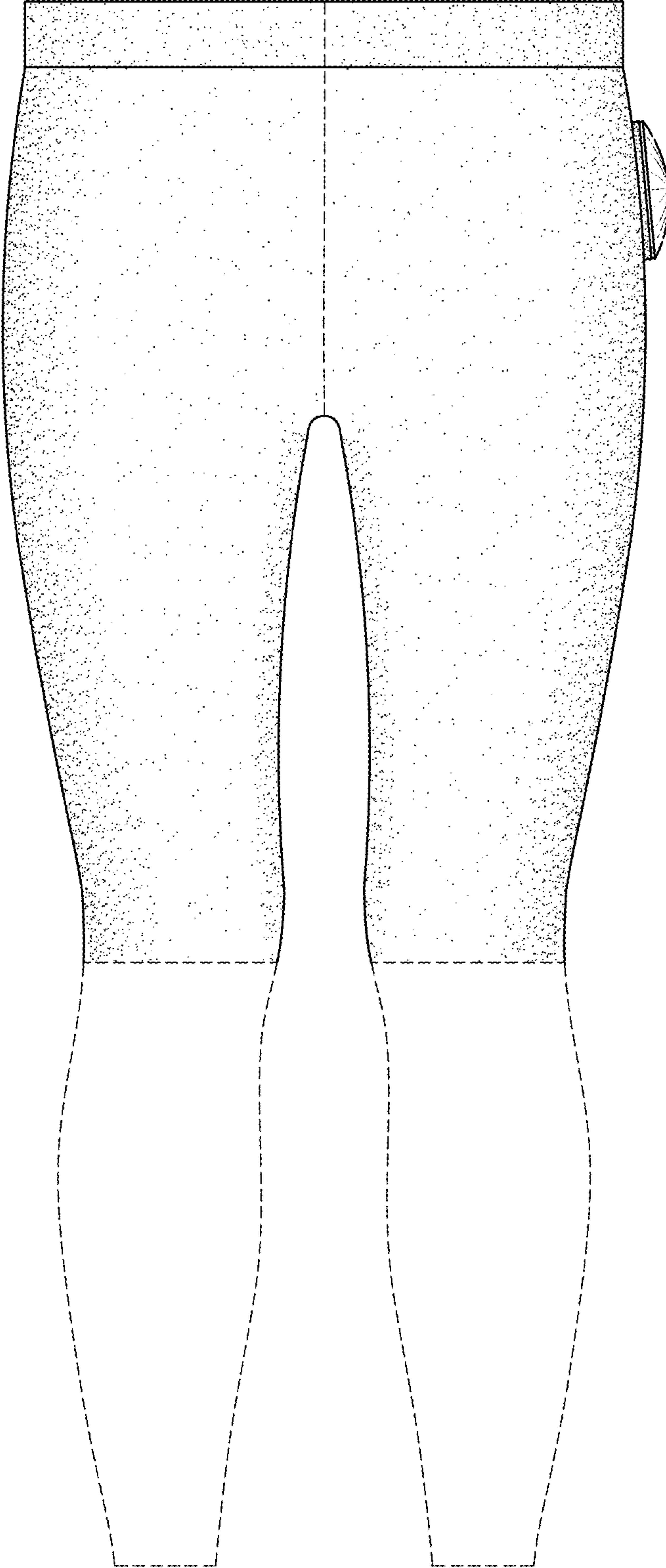


FIG. 3

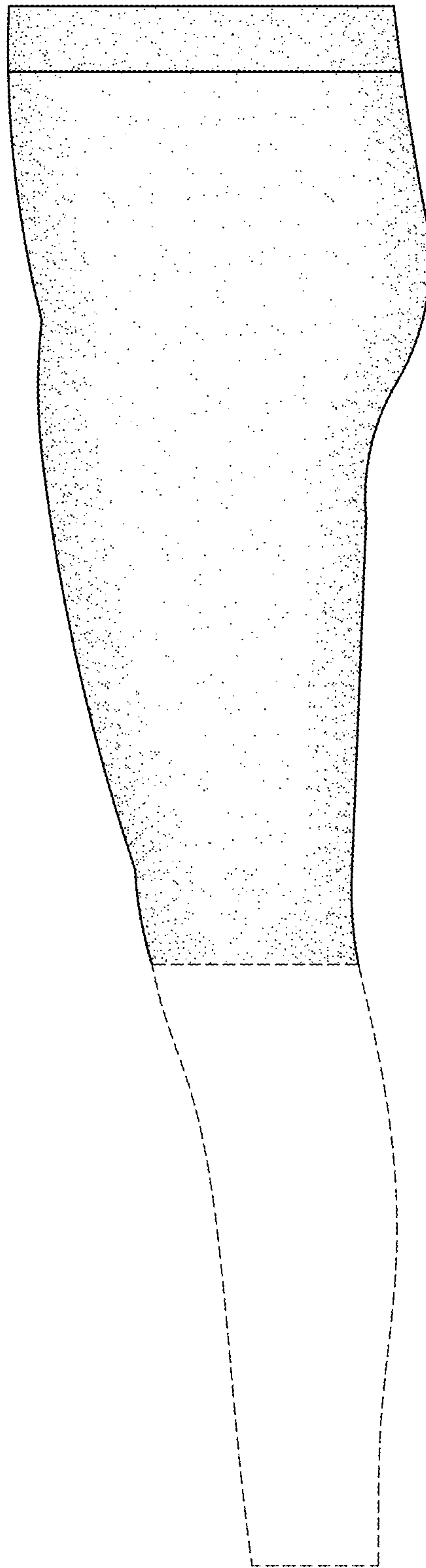


FIG. 4

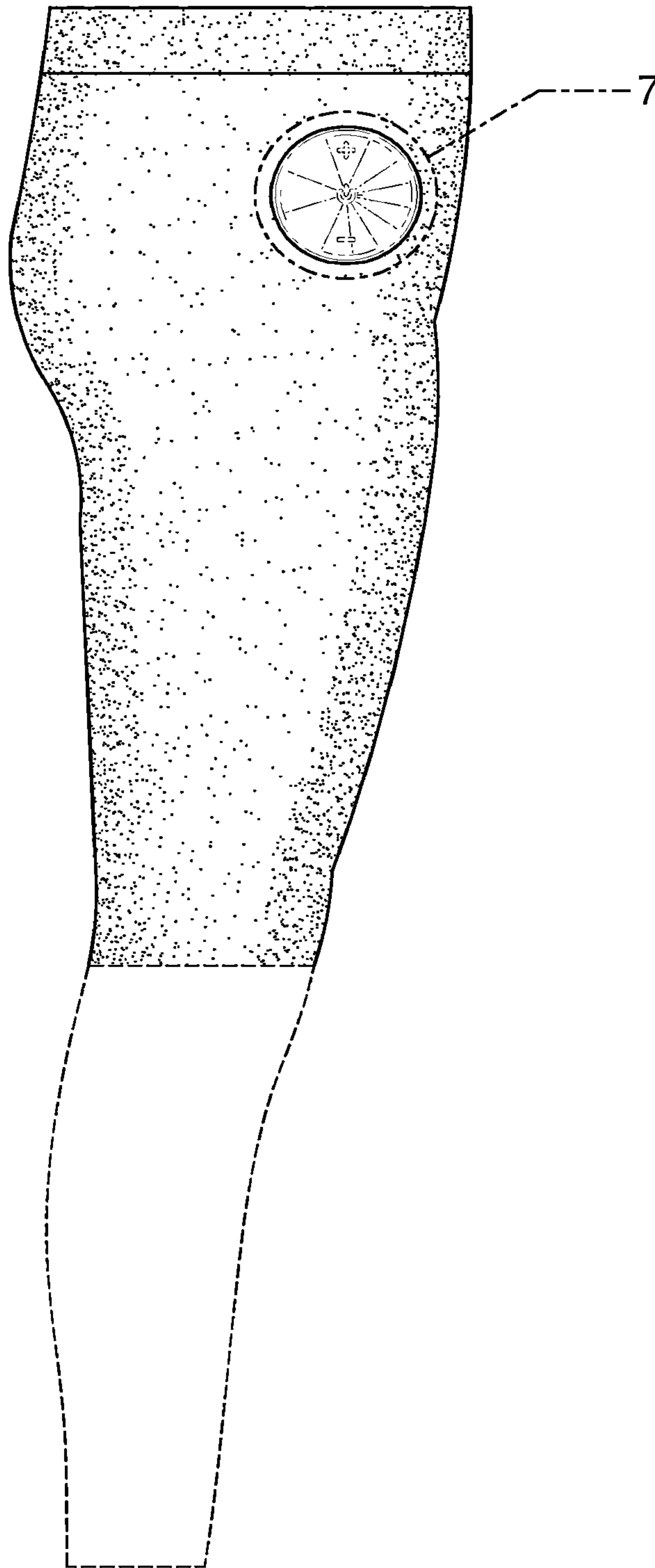


FIG. 5

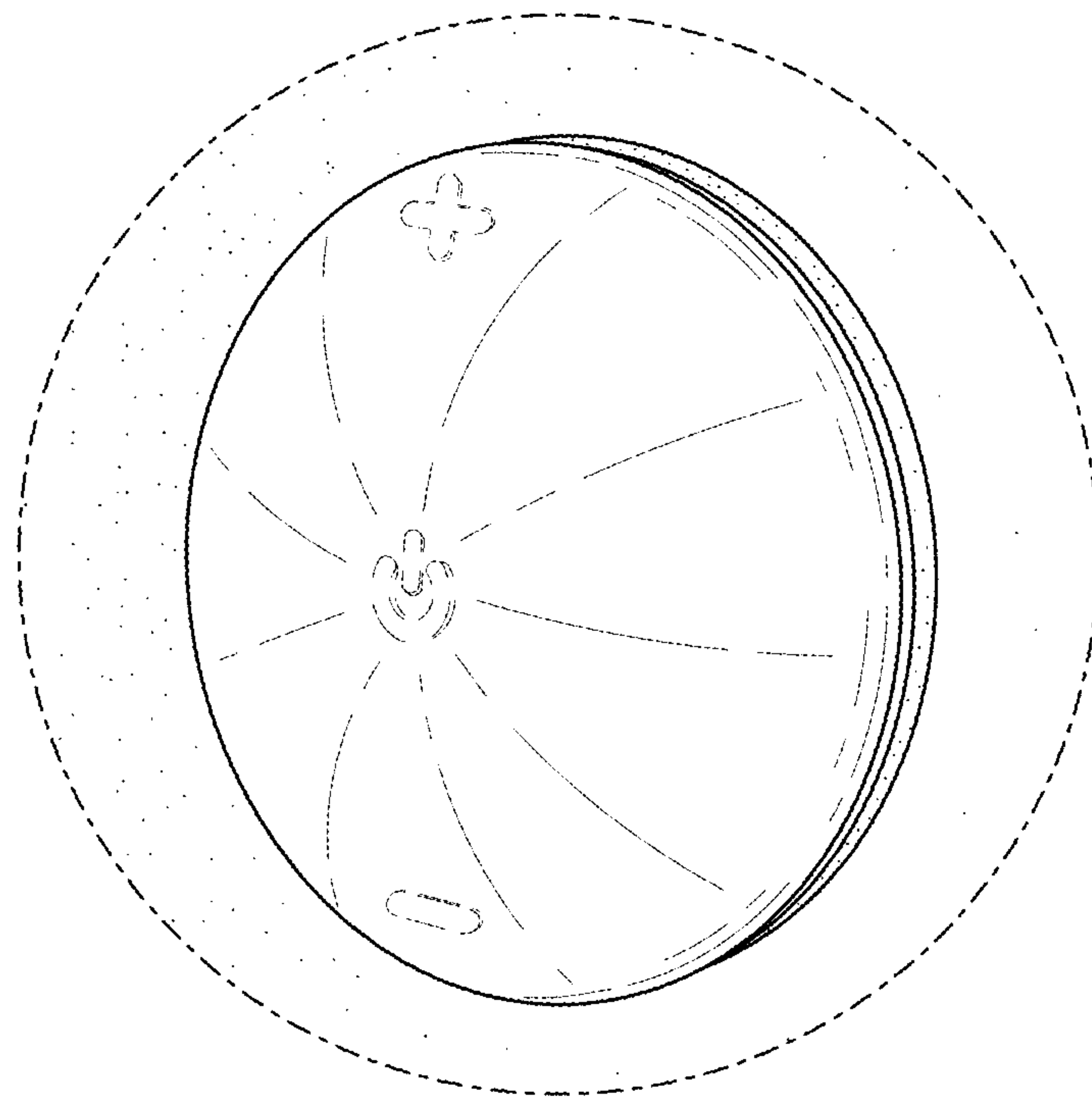


FIG. 6

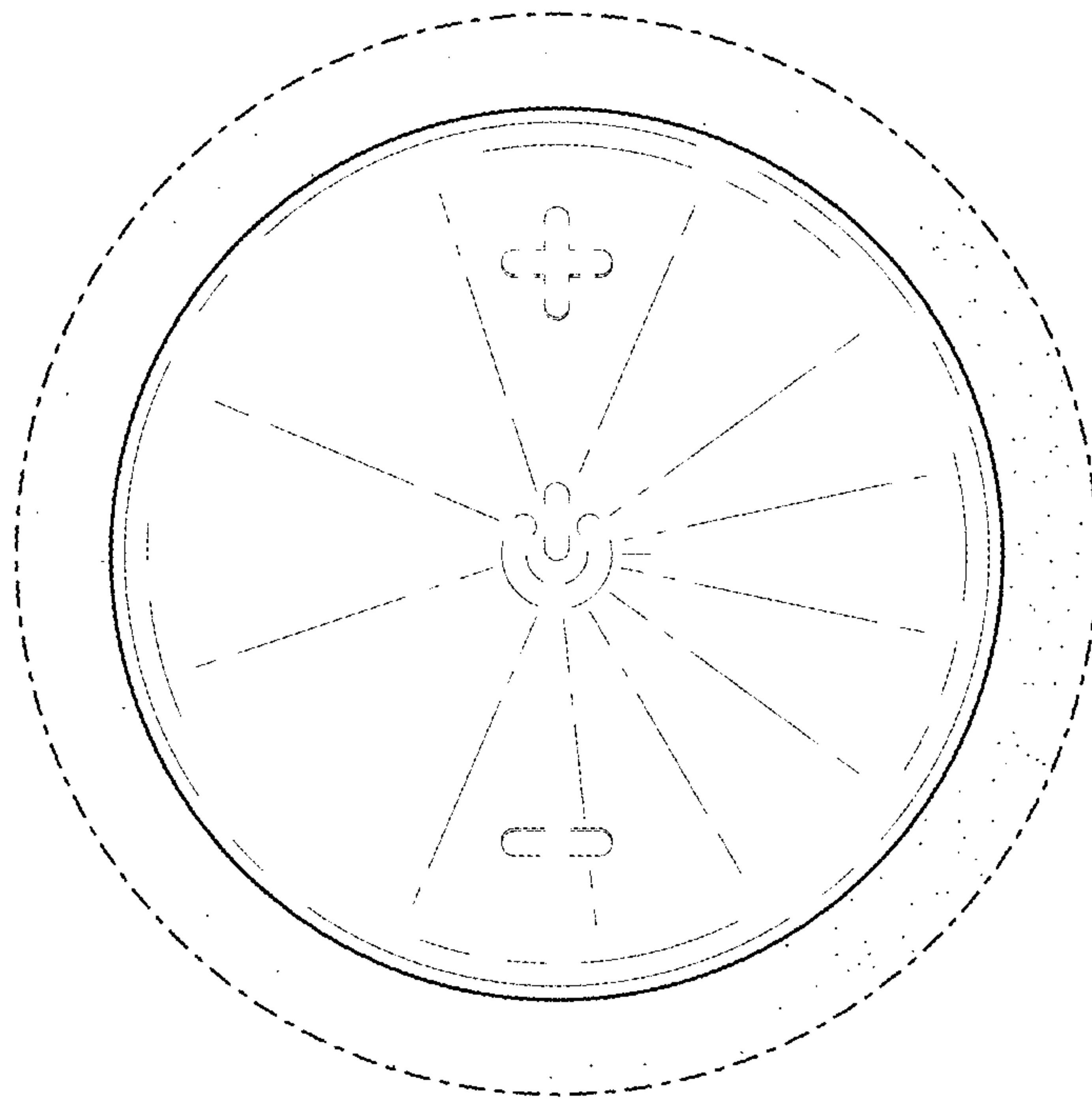


FIG. 7

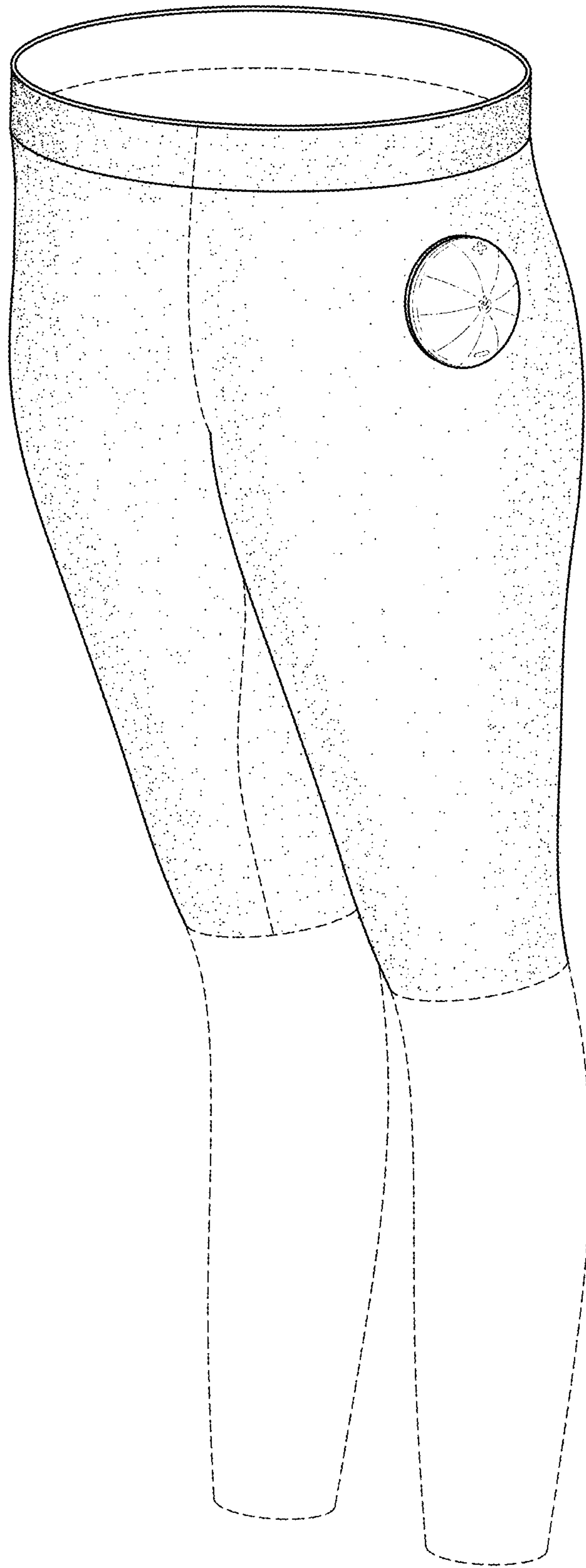


FIG. 8

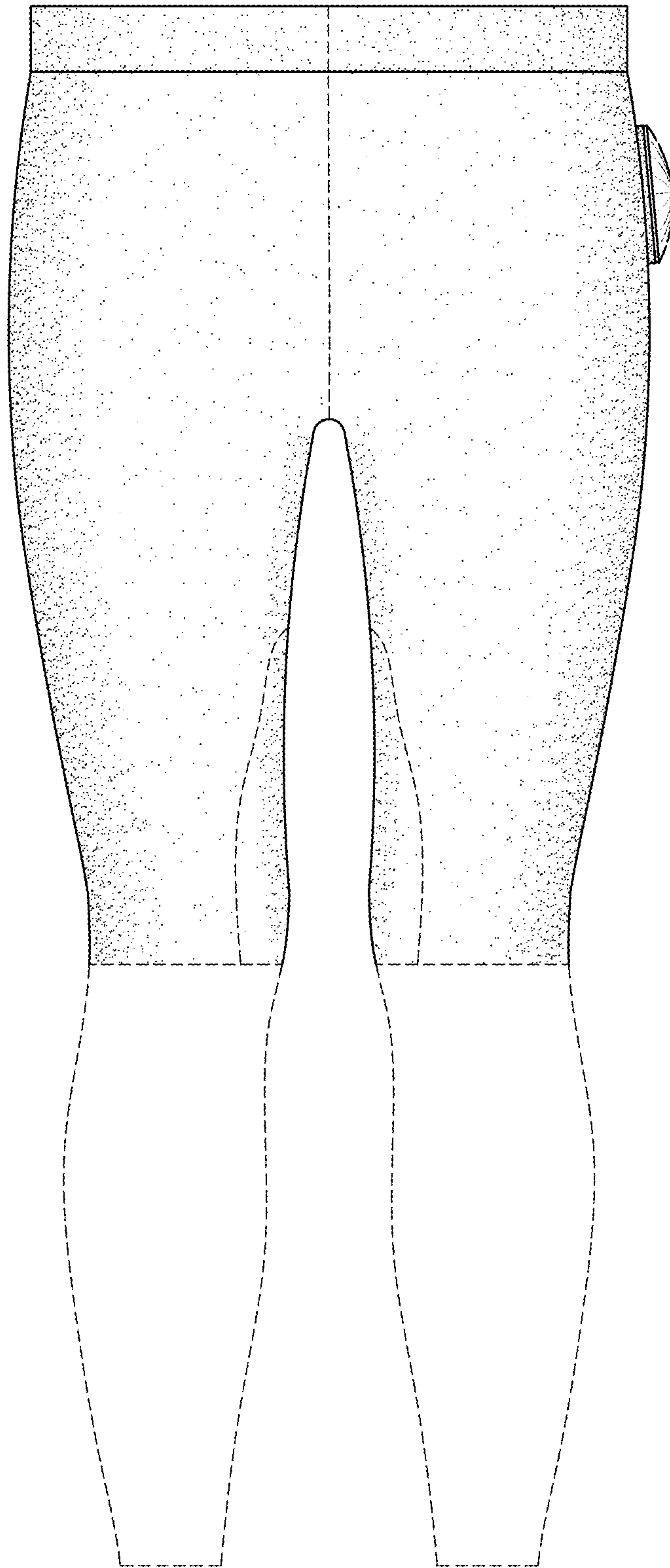


FIG. 9

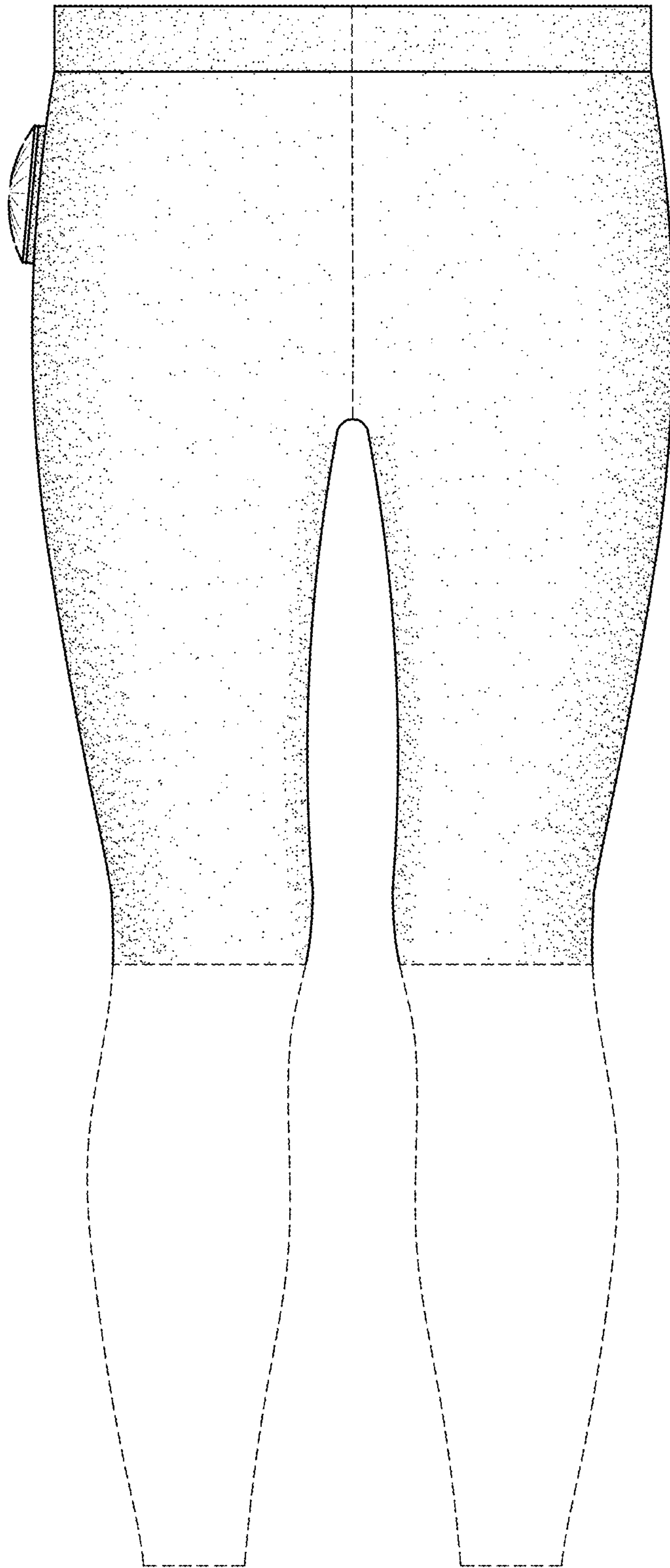


FIG. 10

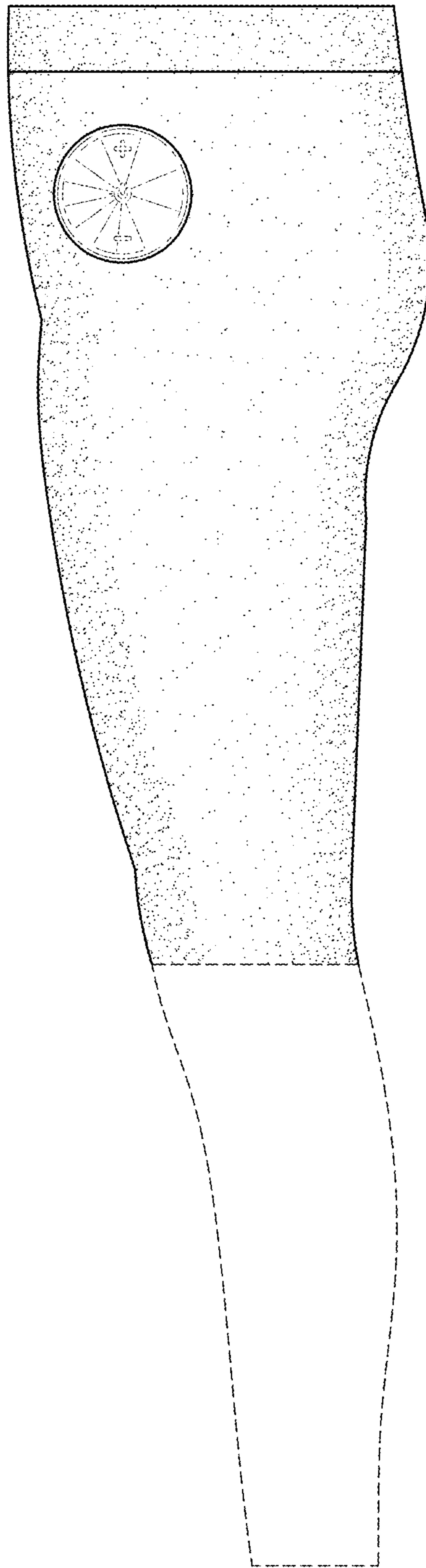


FIG. 11

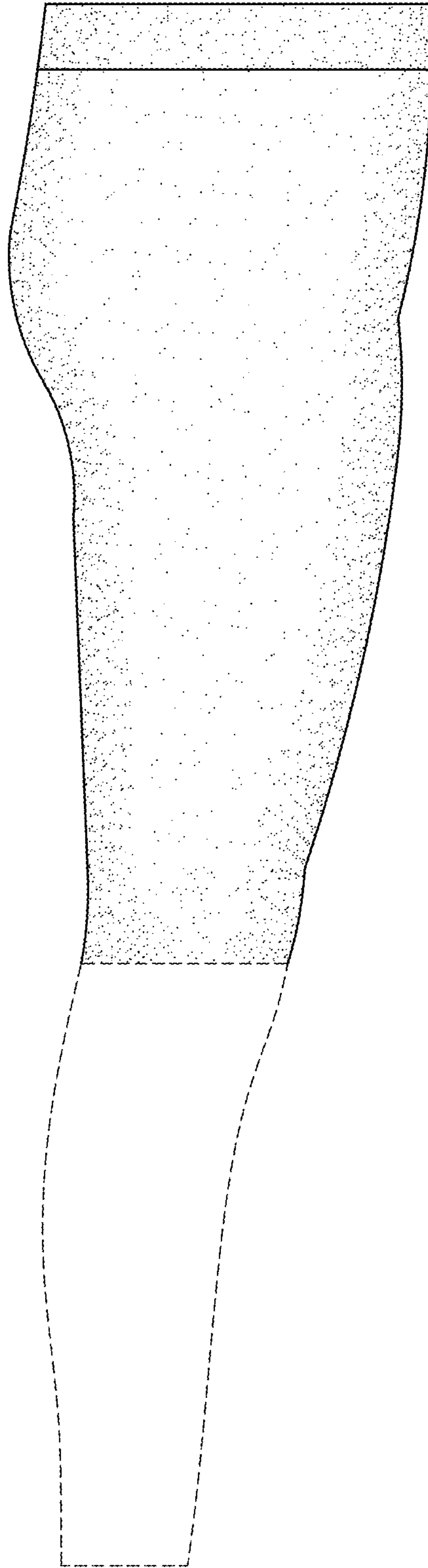


FIG. 12