



US00D977772S

(12) **United States Design Patent** (10) **Patent No.:** **US D977,772 S**
Swanson et al. (45) **Date of Patent:** **** Feb. 7, 2023**

(54) **PAINT CUP** D537,996 S * 3/2007 Lundy D32/53.1
 7,191,913 B2 3/2007 Byrne
 D617,517 S 6/2010 Bergman
 D634,907 S 3/2011 Bergman
 D661,855 S 6/2012 Bergman et al.
 8,636,171 B1 * 1/2014 Dattilo B65D 23/06
 220/731

(71) Applicant: **Marshalltown Company,**
 Marshalltown, IA (US)

(72) Inventors: **Ashley Swanson,** Ankeny, IA (US);
John Reynolds, Rogers, AR (US);
John Hughes, Fayetteville, AR (US);
Mark Fulmer, Fayetteville, AR (US)
 D756,246 S * 5/2016 Kent D10/46.2
 D761,511 S * 7/2016 Malvasio D32/53.1
 D772,513 S * 11/2016 Mitford D32/54
 D783,917 S 4/2017 Gringer et al.
 10,124,624 B2 11/2018 Gringer et al.

(73) Assignee: **Marshalltown Company,**
 Marshalltown, IA (US)
 2006/0175362 A1 * 8/2006 Gringer B65D 25/48
 222/570
 2006/0219720 A1 * 10/2006 Lundy B44D 3/12
 220/505
 2007/0227245 A1 * 10/2007 Green G01F 23/56
 222/1

(**) Term: **15 Years**

(21) Appl. No.: **29/753,887**

(Continued)

(22) Filed: **Oct. 2, 2020**

(51) **LOC (14) Cl.** **07-05**

(52) **U.S. Cl.**
 USPC **D32/53**

(58) **Field of Classification Search**
 USPC D32/53, 53.1
 CPC B65D 25/2829; B44D 3/121; B44D 3/123;
 B44D 3/128; B44D 3/12; B44D 3/126;
 B44D 3/127
 See application file for complete search history.

FOREIGN PATENT DOCUMENTS

GB 6126944 * 3/2021
Primary Examiner — Kevin K Rudzinski
Assistant Examiner — Richard E Yenchesky
 (74) *Attorney, Agent, or Firm* — Stinson LLP

(57) **CLAIM**

The ornamental design for a paint cup, as shown and described.

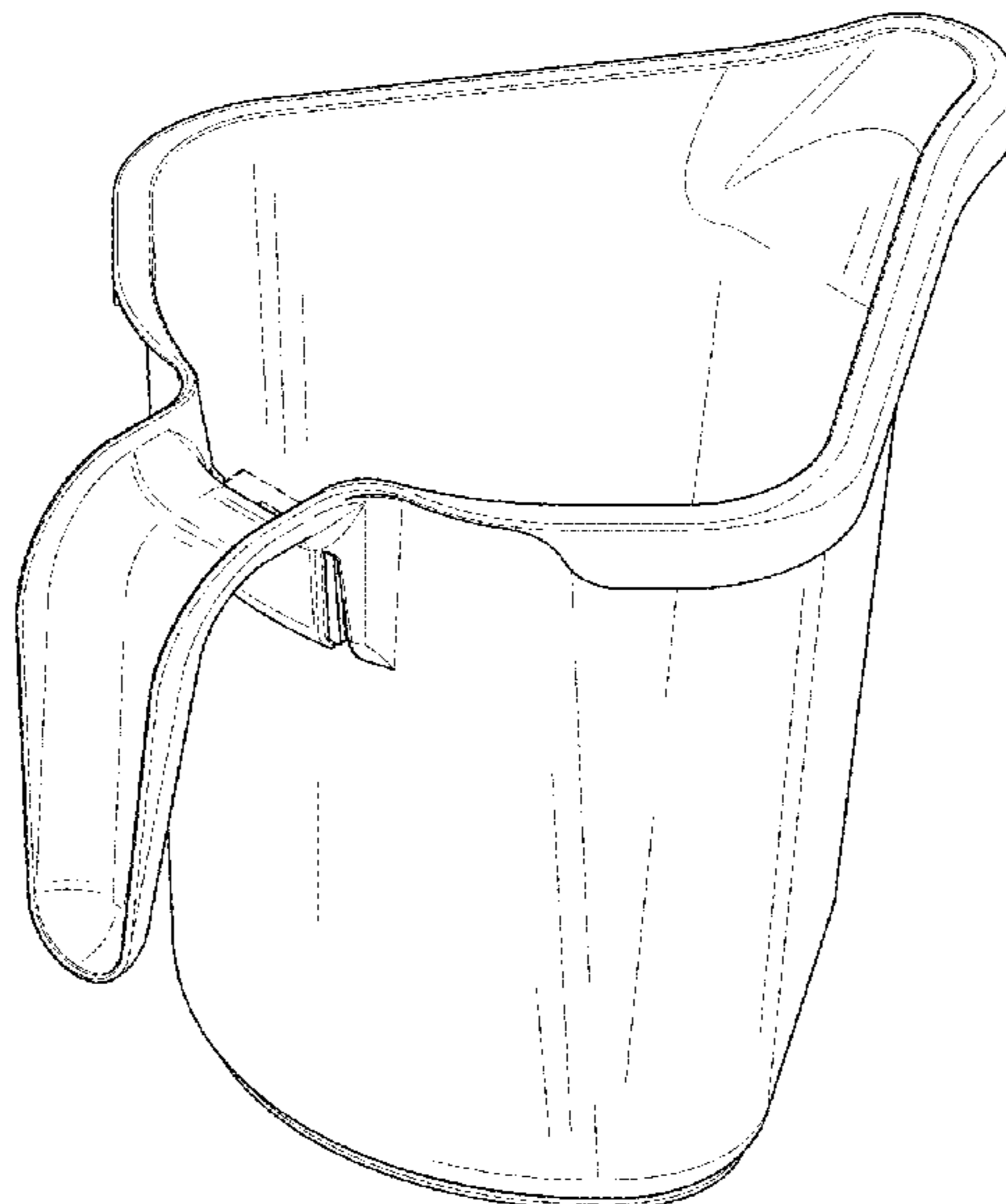
DESCRIPTION

FIG. 1 is a perspective of a paint cup;
 FIG. 2 is a front elevational view of the paint cup;
 FIG. 3 is a top plan view of the paint cup;
 FIG. 4 is a right elevational view of the paint cup;
 FIG. 5 is a rear elevational view of the paint cup;
 FIG. 6 is a bottom plan view of the paint cup; and,
 FIG. 7 is a left elevational view of the paint cup.
 Portions of the drawings shown in broken lines form no part of the claimed design.

(56) **References Cited**
 U.S. PATENT DOCUMENTS

2,516,513 A * 7/1950 Gall, Jr. G01F 19/002
 215/DIG. 5
 4,927,046 A * 5/1990 Armstrong B44D 3/121
 220/736
 D346,249 S * 4/1994 Peltier, III D32/53.1
 5,549,216 A * 8/1996 Scholl B44D 3/12
 222/572
 6,138,963 A * 10/2000 Malvasio B44D 3/12
 220/555
 6,263,732 B1 * 7/2001 Hoeting G01F 19/002
 33/1 V

1 Claim, 7 Drawing Sheets



(56)

References Cited

U.S. PATENT DOCUMENTS

2007/0295768 A1* 12/2007 Gringer B65D 25/2829
222/570
2013/0175281 A1* 7/2013 Dattilo B65D 1/14
220/660

* cited by examiner

FIG. 1

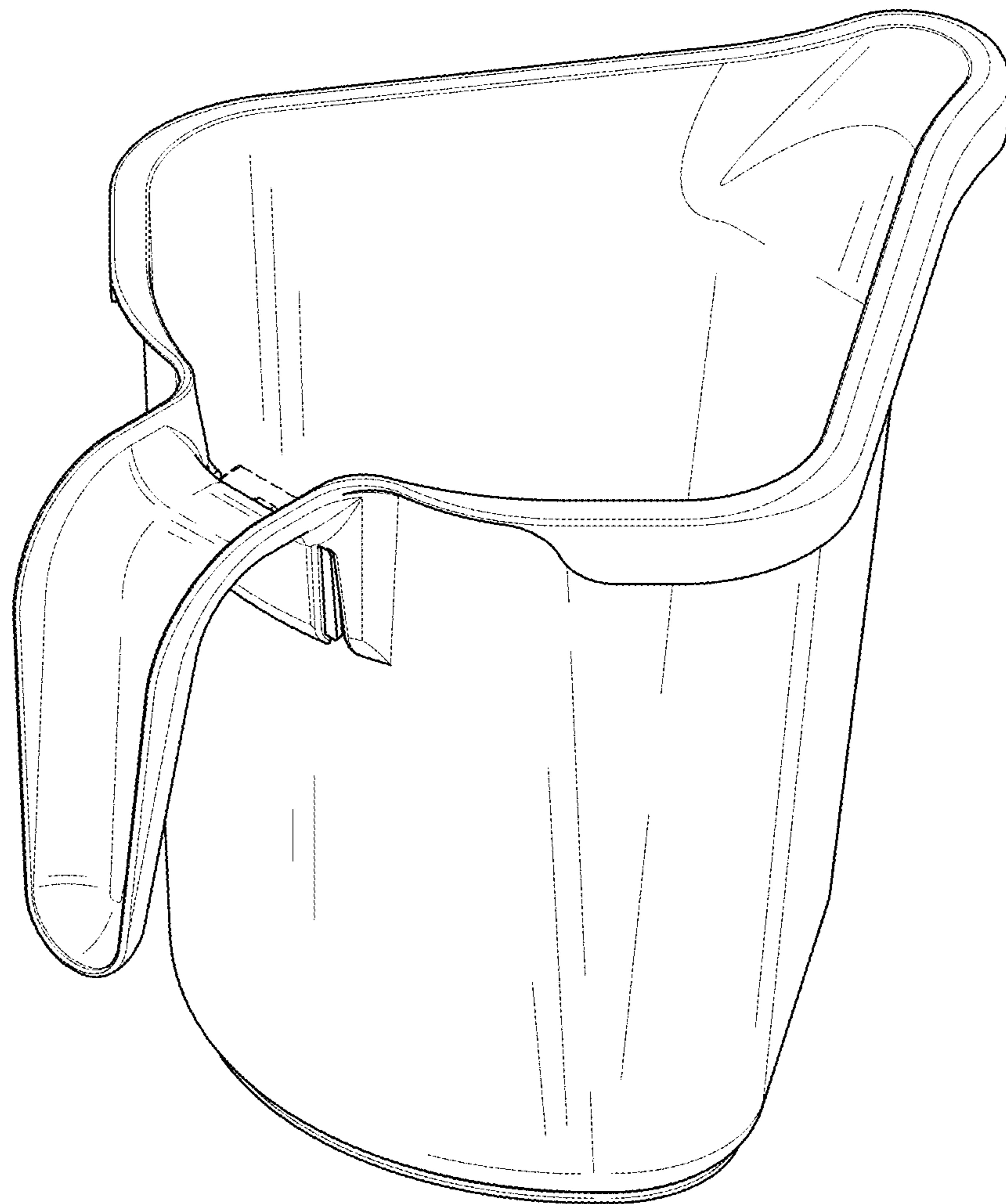


FIG. 2

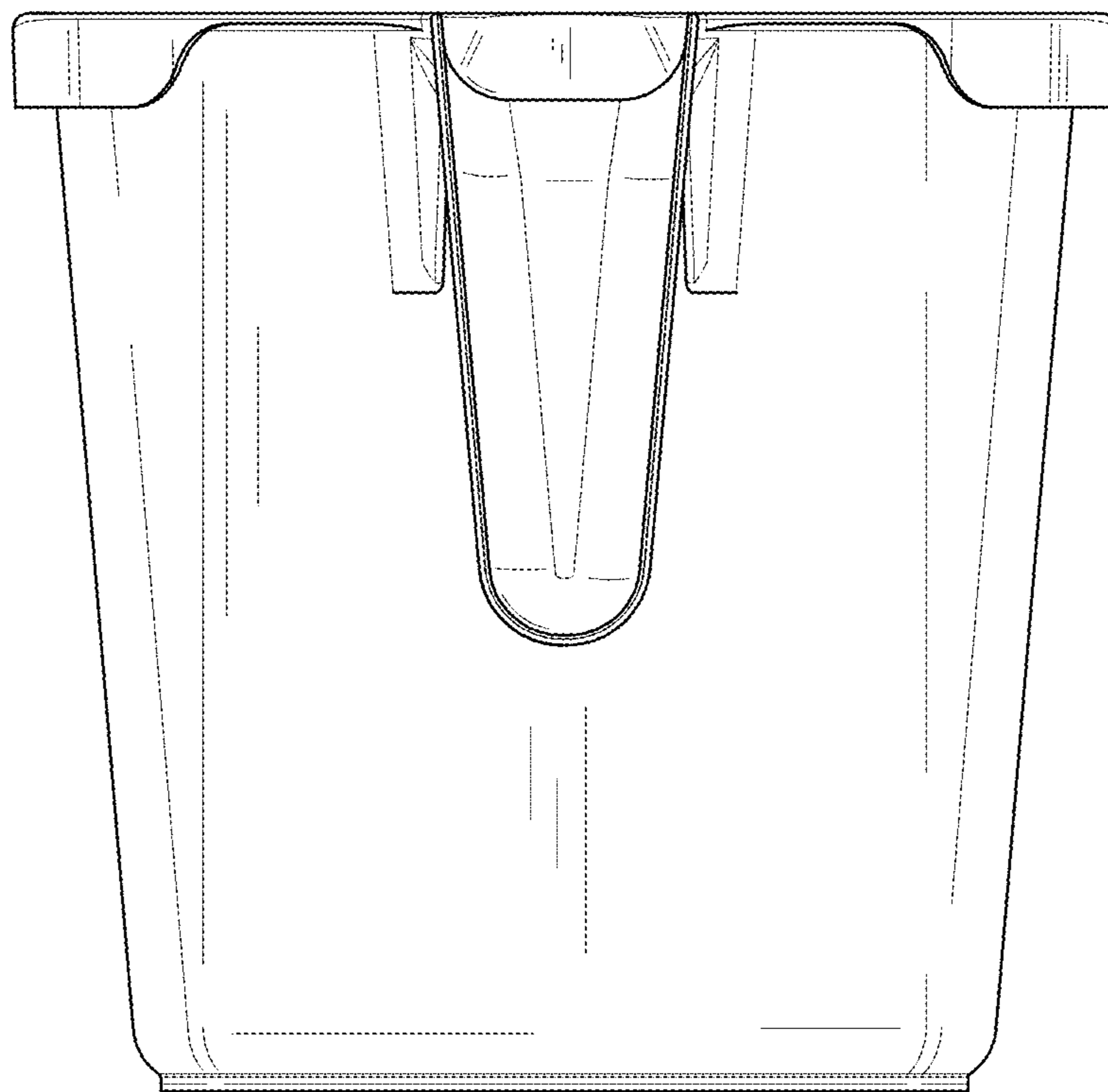


FIG. 3

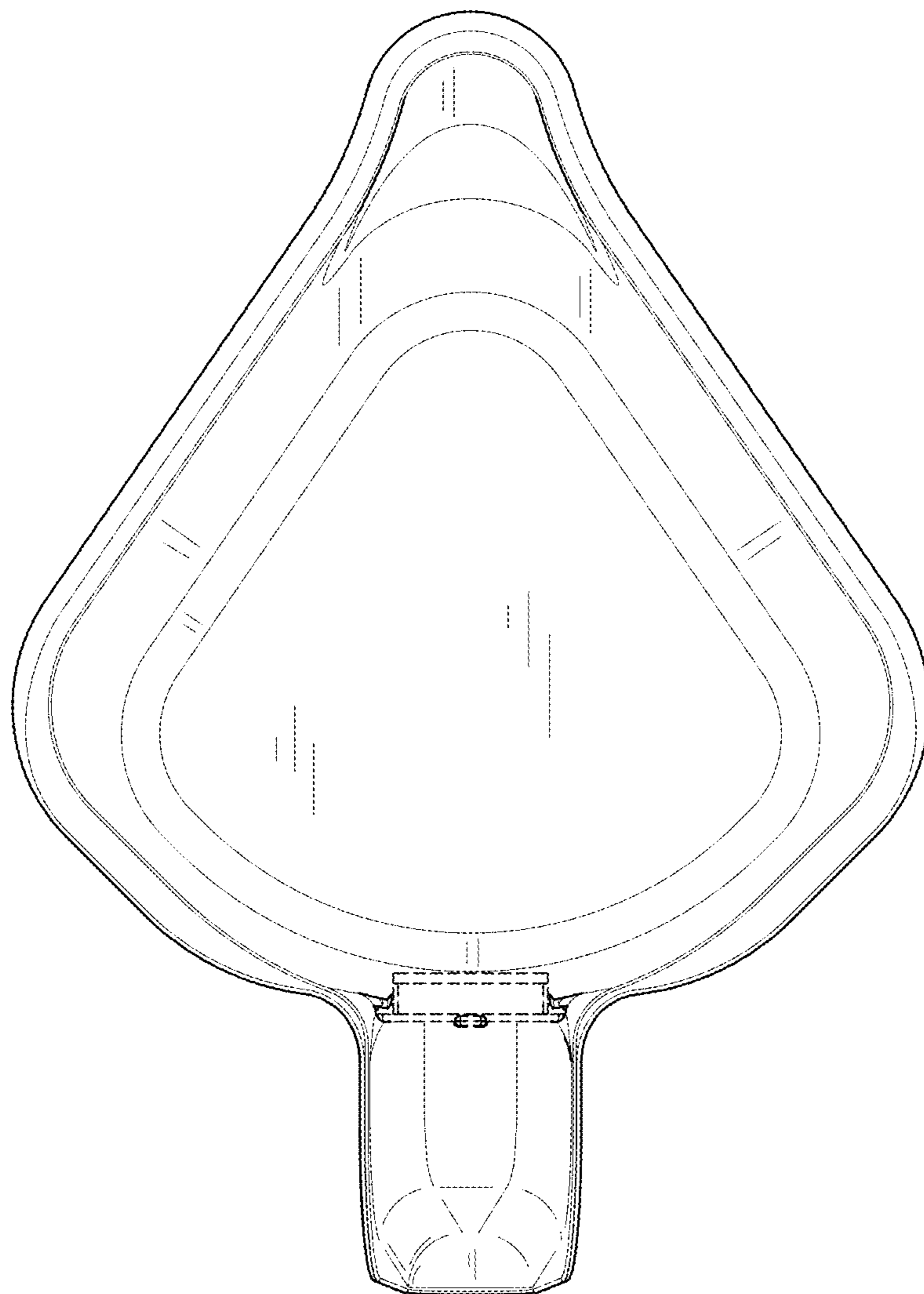


FIG. 4

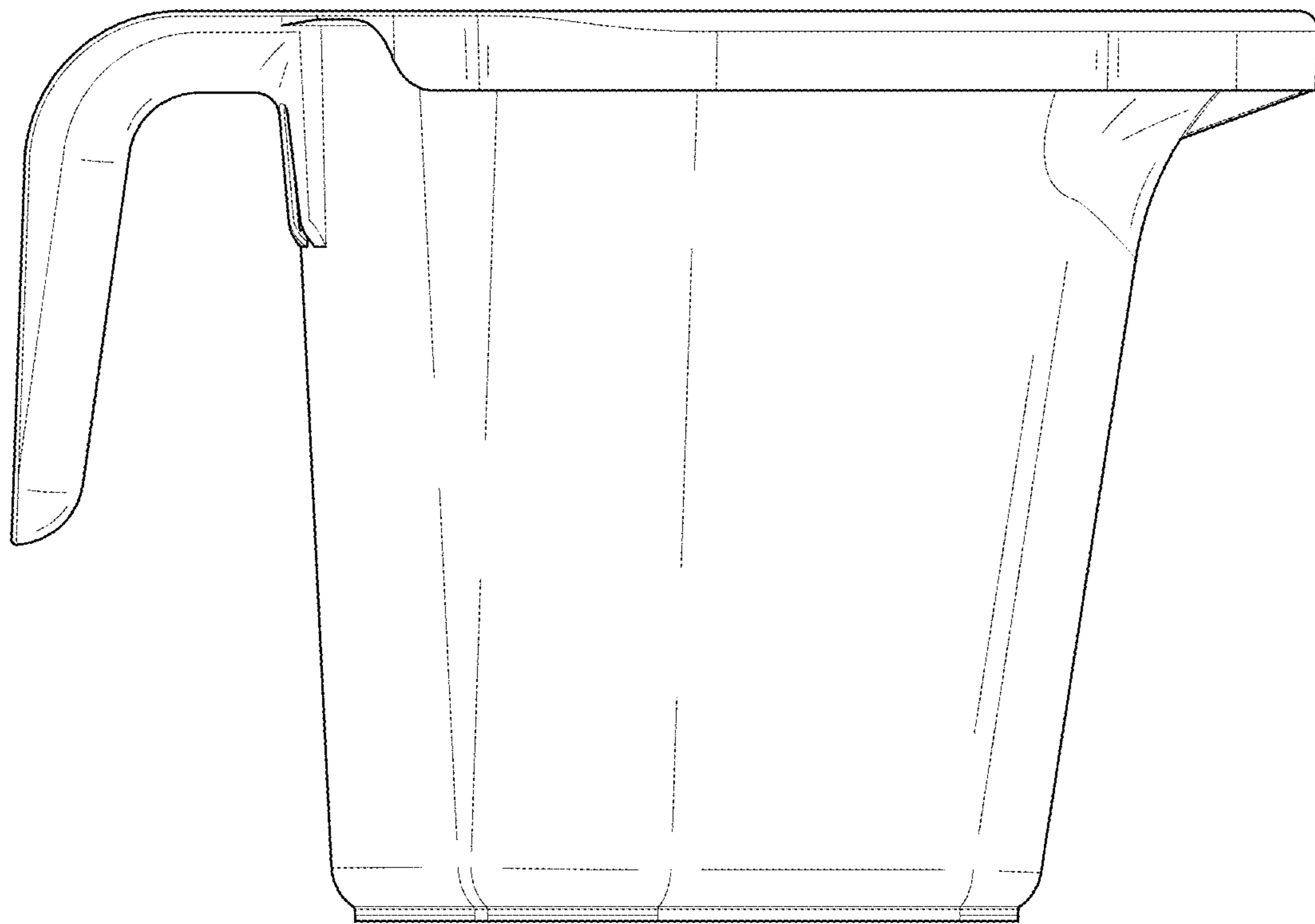


FIG. 5

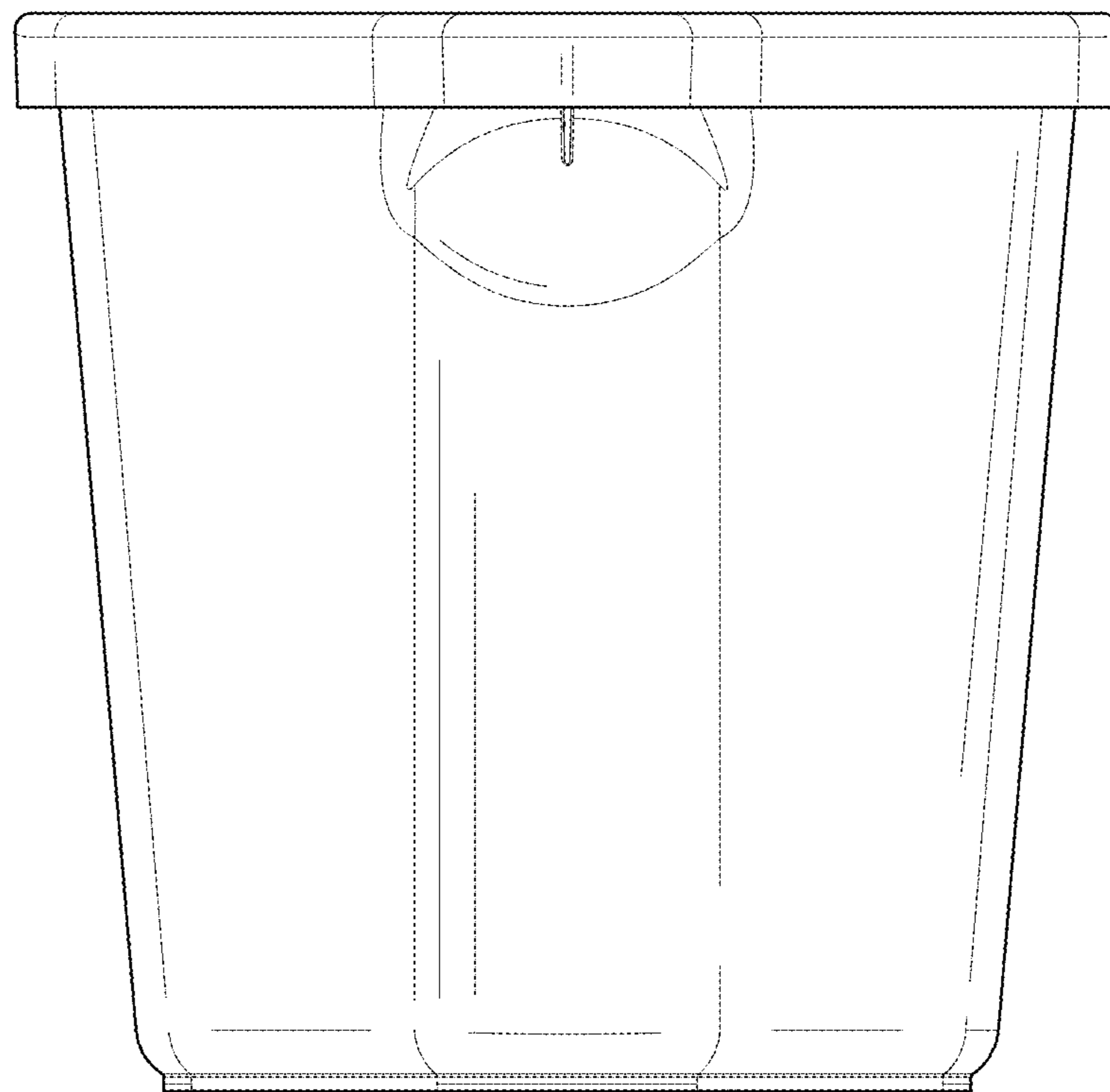


FIG. 6

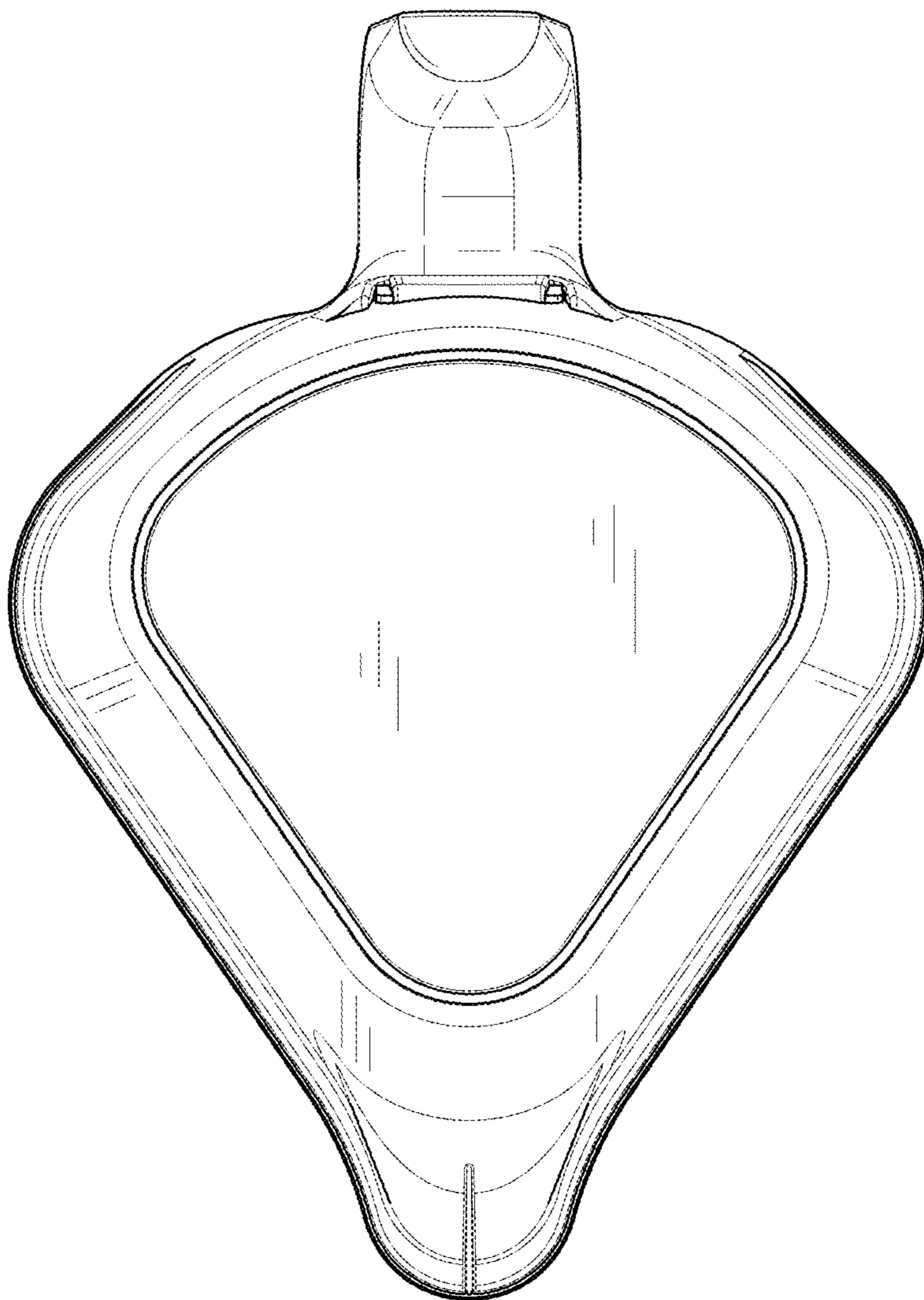


FIG. 7

