



US00D977760S

(12) **United States Design Patent** (10) **Patent No.:** **US D977,760 S**
Guo (45) **Date of Patent:** **** Feb. 7, 2023**

(54) **CAT SCRATCHER**
(71) Applicant: **ZeShan Guo**, Jiangsu Province (CN)
(72) Inventor: **ZeShan Guo**, Jiangsu Province (CN)
(73) Assignee: **WENZHOU MIAOKU TRADING COMPANY LIMITED**, Zhejiang (CN)
(**) Term: **15 Years**
(21) Appl. No.: **29/798,635**
(22) Filed: **Jul. 9, 2021**
(51) **LOC (14) Cl.** **30-99**
(52) **U.S. Cl.**
USPC **D30/160**
(58) **Field of Classification Search**
USPC D30/158, 160, 199; 119/700, 706;
D21/669
CPC A01K 1/0353; A01K 15/024
See application file for complete search history.

D751,156 S * 3/2016 Tasca D21/669
D827,058 S * 8/2018 Lisi D21/669
D894,504 S 8/2020 Ryan
D934,352 S * 10/2021 Li D21/669
2009/0308328 A1* 12/2009 Kellogg A01K 15/025
119/706

OTHER PUBLICATIONS

“Mau Lifestyle Cardboard Cat Scratcher” available Sep. 9, 2021, [online], [site visited Jul. 14, 2022]. Retrieved from Internet, URL:<https://www.chewy.com/mau-lifestyle-emory-cat-scratcher/dp/335222> (Year: 2021).*
“Backscratcher for dogs” available Jan. 11, 2014, [online], [site visited Jul. 14, 2022]. Retrieved from Internet, URL:<https://www.youtube.com/watch?v=Mj2V6L4Hvnk> (Year: 2014).*
“Hepper Hi-lo Cat Scratcher” available Jul. 18, 2014, [online], [site visited Jul. 14, 2022]. Retrieved from Internet, URL:<https://www.amazon.com/Hepper-Scratcher-Scratching-Cardboard-Kickstand/dp/B00LXCJSFW> (Year: 2014).*

* cited by examiner

Primary Examiner — Katrina N Gonzalez

(57) **CLAIM**

The ornamental design for a cat scratcher, as shown and described.

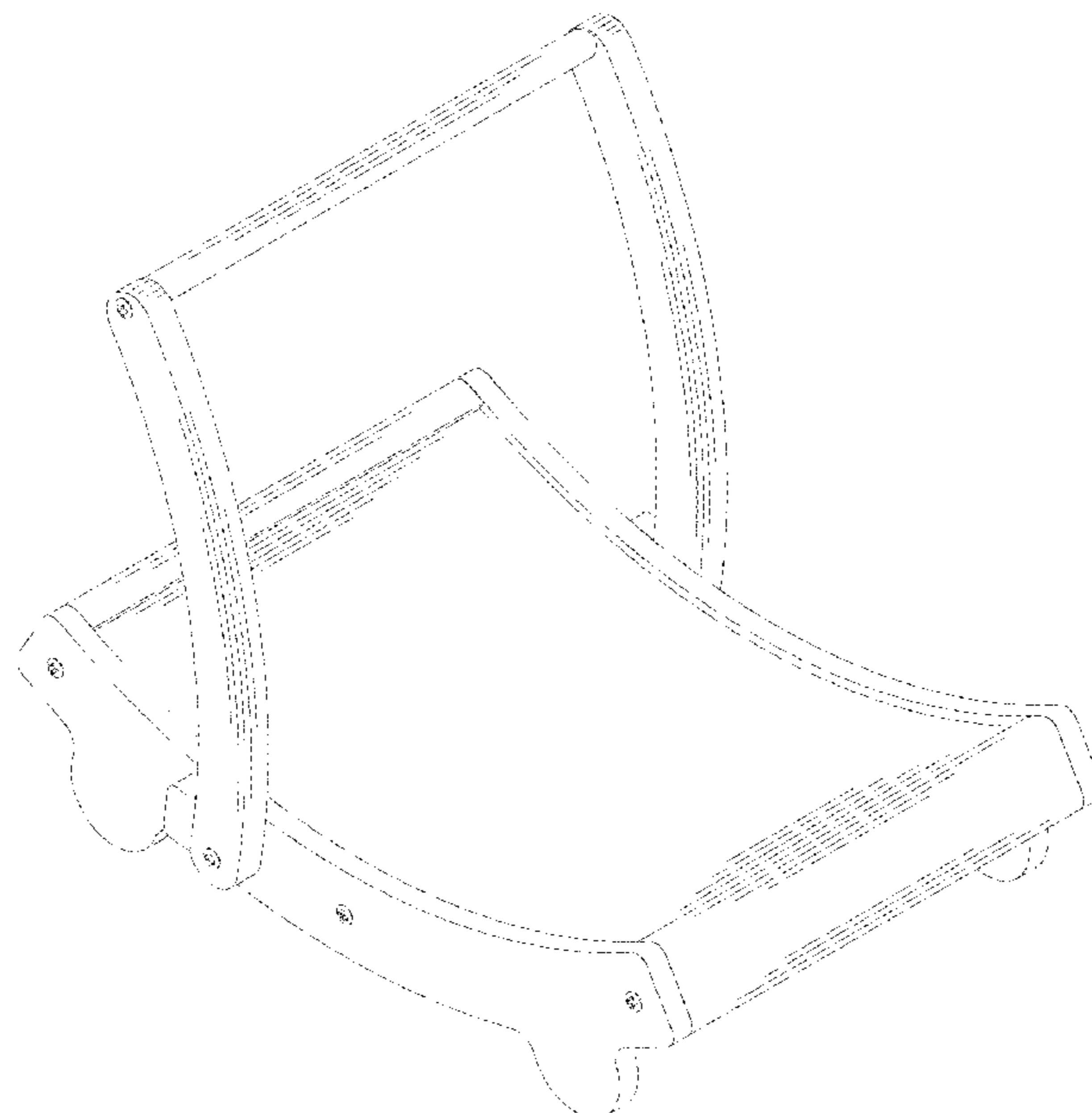
DESCRIPTION

FIG. 1 is a perspective view of a cat scratcher showing my new design;
FIG. 2 is a front elevational view thereof;
FIG. 3 is a top plan view thereof;
FIG. 4 is a left side elevational view thereof;
FIG. 5 is a rear elevational view thereof;
FIG. 6 is a right side elevational view thereof; and,
FIG. 7 is a bottom plan view thereof.
The broken lines illustrate portions of the cat scratcher that form no part of the claimed design.

1 Claim, 7 Drawing Sheets

(56) **References Cited**
U.S. PATENT DOCUMENTS

D325,951 S * 5/1992 Johnson D21/797
D413,366 S * 8/1999 Husted D21/668
D494,234 S * 8/2004 Sporie D21/669
D627,111 S * 11/2010 Seliskar D6/349
D627,112 S * 11/2010 Seliskar D6/349
D627,113 S * 11/2010 Seliskar D6/349
D651,367 S * 12/2011 Seliskar D6/601
D651,368 S * 12/2011 Seliskar D6/601
D651,369 S * 12/2011 Seliskar D6/601
D651,370 S * 12/2011 Seliskar D30/118
D651,371 S * 12/2011 Seliskar D30/118
D652,182 S 1/2012 Seliskar et al.
D655,463 S 3/2012 Seliskar et al.
D655,464 S 3/2012 Seliskar et al.
D708,405 S 7/2014 Sikora
D713,607 S 9/2014 Drew



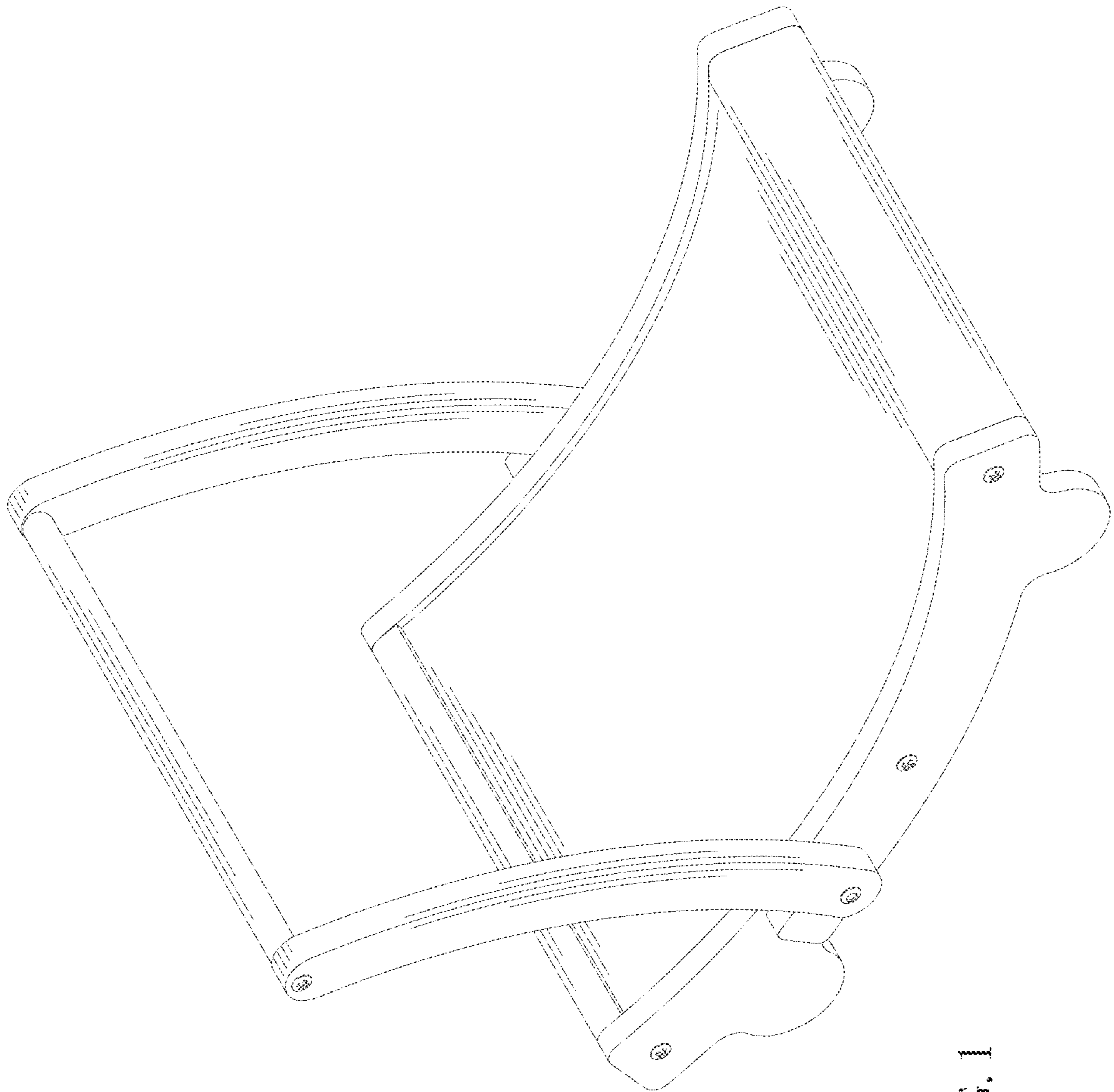


FIG. 1

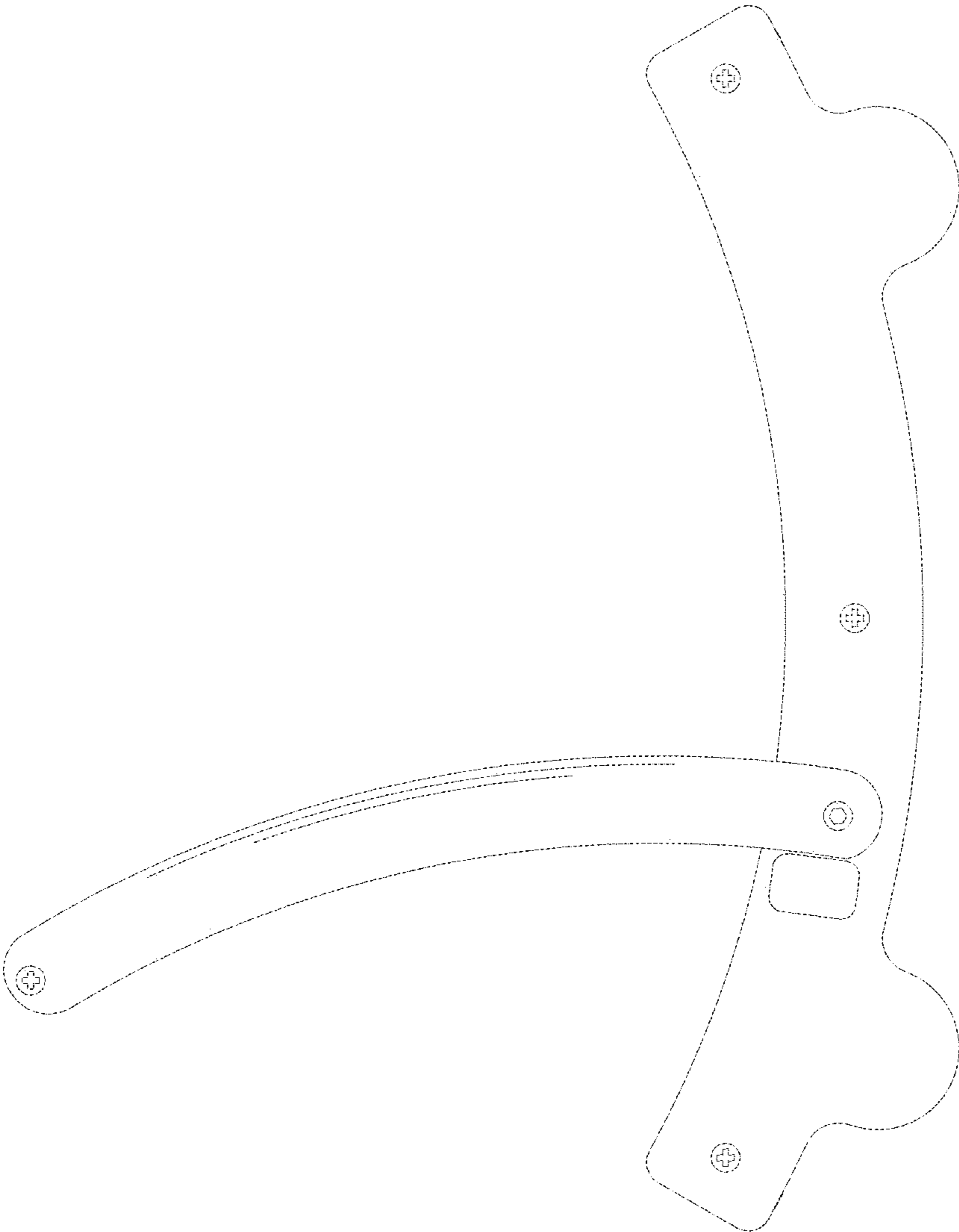


FIG. 2




FIG. 3




FIG. 4

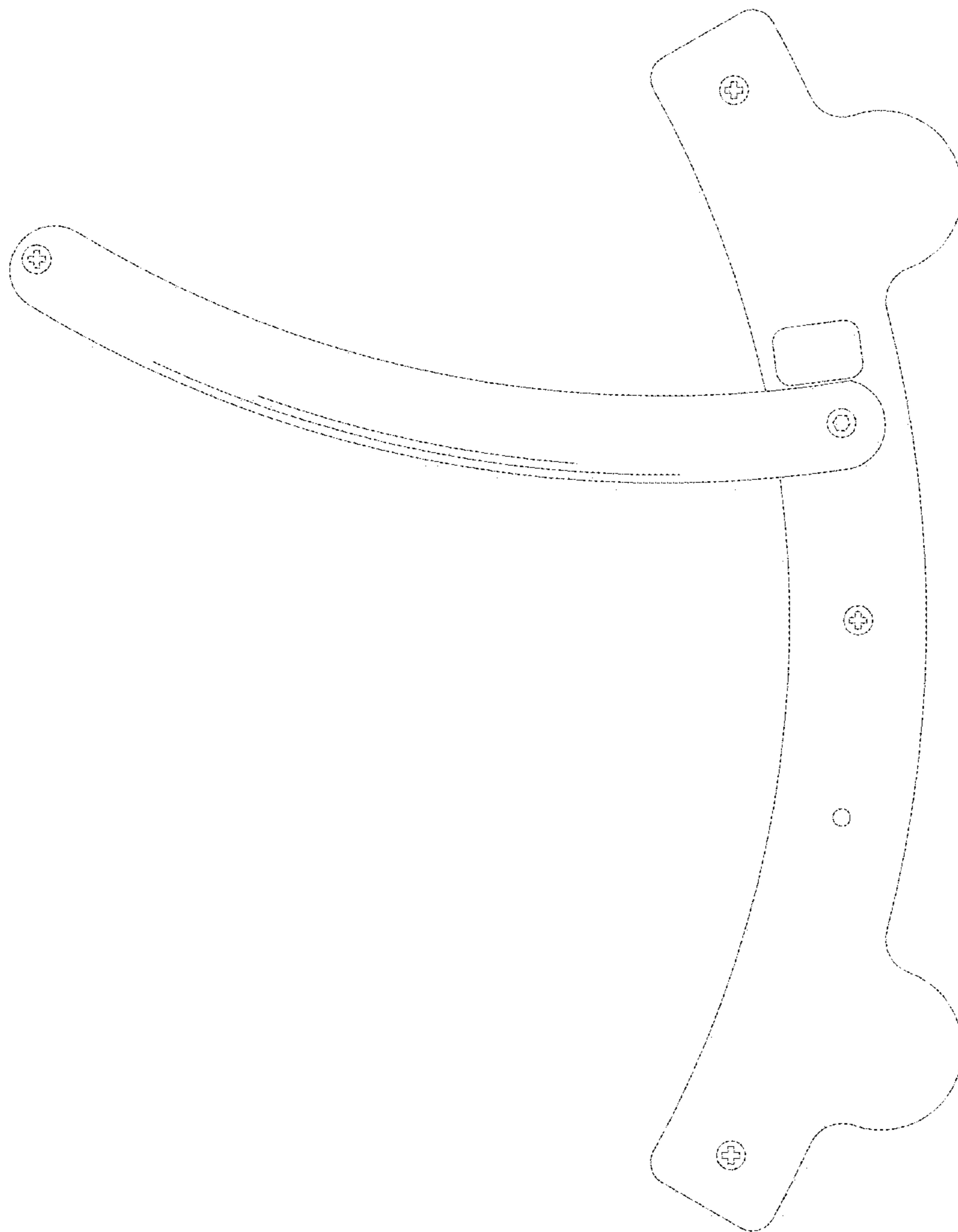


FIG. 5




FIG. 6

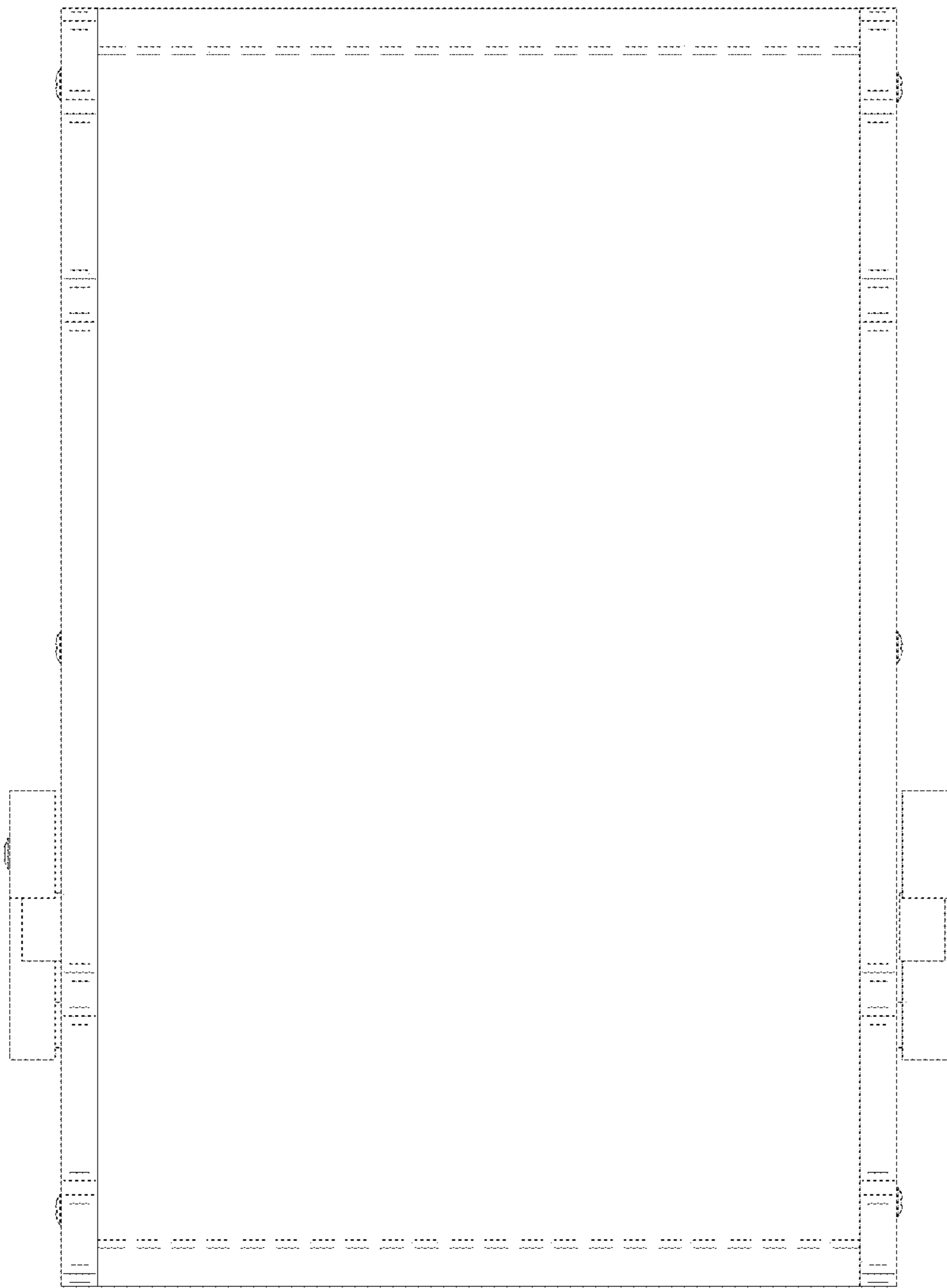


FIG. 7