



US00D977747S

(12) **United States Design Patent** (10) **Patent No.:** **US D977,747 S**  
**Cheng** (45) **Date of Patent:** **\*\* Feb. 7, 2023**

(54) **ADJUSTABLE DOG COLLAR**

(71) Applicant: **Lijing Cheng**, Zhoukou (CN)

(72) Inventor: **Lijing Cheng**, Zhoukou (CN)

(\*\*) Term: **15 Years**

(21) Appl. No.: **29/845,578**

(22) Filed: **Jul. 8, 2022**

(51) **LOC (14) Cl.** ..... **30-04**

(52) **U.S. Cl.**  
USPC ..... **D30/152**

(58) **Field of Classification Search**  
USPC ..... D30/144, 145, 151, 152, 153, 154, 199  
CPC ..... A01K 27/001; A01K 27/005  
See application file for complete search history.

(56) **References Cited**

**U.S. PATENT DOCUMENTS**

485,630	A *	11/1892	Hull	.....	A01K 13/006 119/862
3,872,833	A *	3/1975	Herbert	.....	A01K 27/001 D30/152
4,996,948	A *	3/1991	Klein	.....	A01K 27/001 D30/152
5,647,303	A *	7/1997	Deioma	.....	A01K 27/001 119/864
D651,365	S *	12/2011	Marschke	.....	D30/152
D809,718	S *	2/2018	Martin, Jr.	.....	D30/152
D887,651	S *	6/2020	Durrant	.....	D30/152
D963,959	S *	9/2022	Huang	.....	D30/152
2004/0011300	A1 *	1/2004	Herbst	.....	A01K 27/001 119/769
2005/0045116	A1 *	3/2005	Clute	.....	A01K 27/005 119/864

(Continued)

**FOREIGN PATENT DOCUMENTS**

CA	3014126	A1 *	2/2019	.....	A01K 27/001
EM	001933375-0001	*	10/2011		
EM	008779151-0001	*	12/2021		

**OTHER PUBLICATIONS**

Quick Release Dog Collar, dated to Jun. 29, 2022, amazon.com [online]. Retrieved Sep. 28, 2022 from internet <URL:https://www.amazon.com/Release-Collar-Adjustable-Stainless-Metallic/dp/B0B5DNMW5B/> (Year: 2022).\*

(Continued)

*Primary Examiner* — Andrew T Nemeth

(74) *Attorney, Agent, or Firm* — Daniel M. Cohn;  
Howard M. Cohn

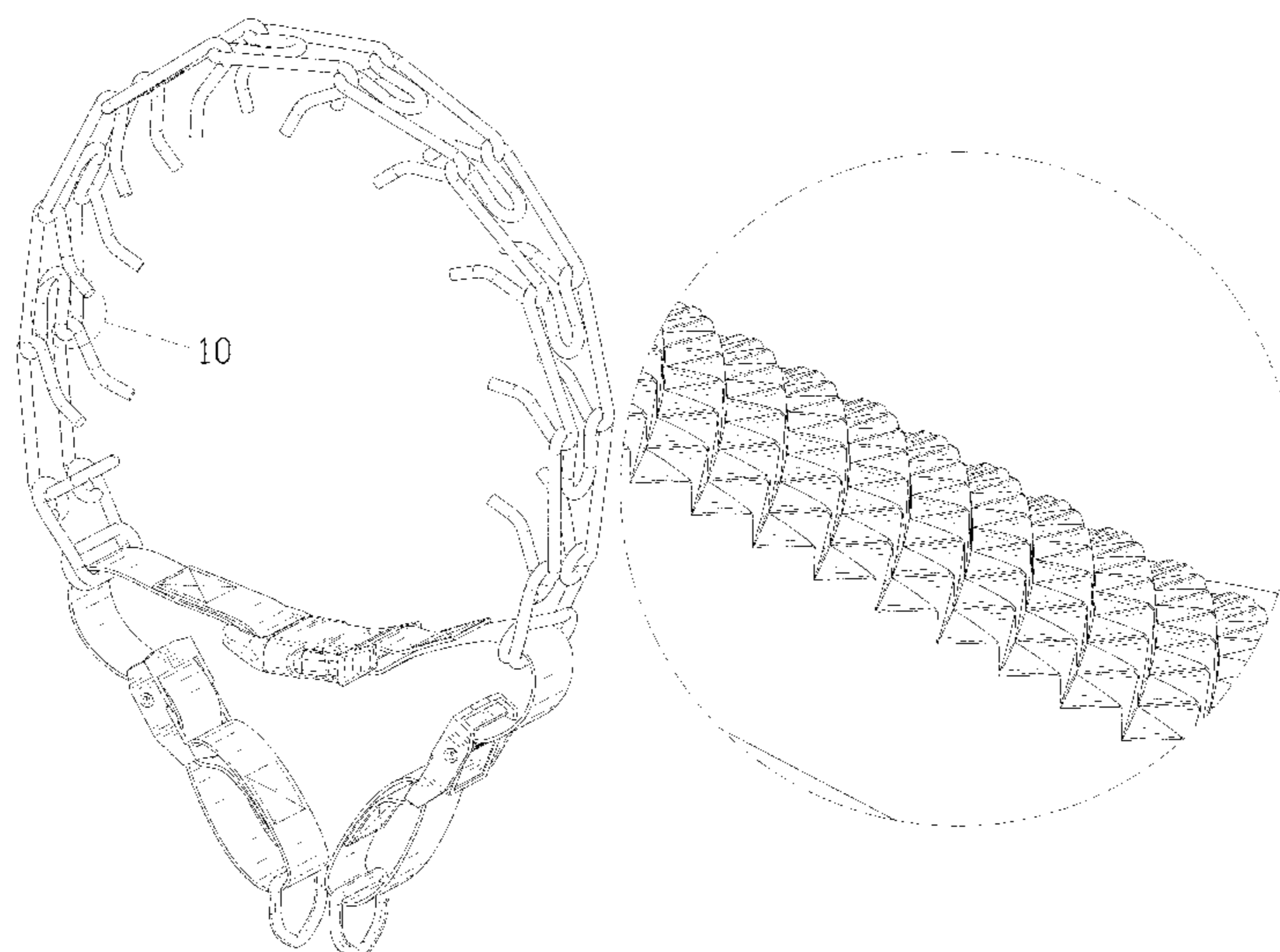
(57) **CLAIM**

The ornamental design for an adjustable dog collar, as shown and described.

**DESCRIPTION**

FIG. 1 is a perspective view of an adjustable dog collar showing my new design; FIG. 2 is another perspective view thereof; FIG. 3 is a front elevational view thereof; FIG. 4 is a rear elevational view thereof; FIG. 5 is a left side elevational view thereof; FIG. 6 is a right side elevational view thereof; FIG. 7 is a top plan view thereof; FIG. 8 is a bottom plan view thereof; FIG. 9 is a perspective view of an adjustable dog collar, shown in an open configuration; FIG. 10 is an enlarged view of portion 10 shown in FIG. 1; and, FIG. 11 is an enlarged view of portion 11 shown in FIG. 2. The dash-dash broken lines in the drawings depict portions of the adjustable dog collar that form no part of the claimed design. The dot-dash broken lines represent boundaries of the enlarged portions and form no part of the claimed design.

**1 Claim, 11 Drawing Sheets**



(56)

**References Cited**

U.S. PATENT DOCUMENTS

2014/0366814 A1\* 12/2014 Ritzdorf ..... A01K 27/001  
119/856  
2022/0295748 A1\* 9/2022 Benjamin ..... A01K 27/001

OTHER PUBLICATIONS

Herm Sprenger Stainless Steel Training Collar, dated to Dec. 18, 2009, amazon.com [online]. Retrieved Sep. 28, 2022 from internet <URL:<https://www.amazon.com/Herm-Sprenger-Stainless-Training-Billets/dp/B00J41TF34>> (Year: 2009).\*

\* cited by examiner

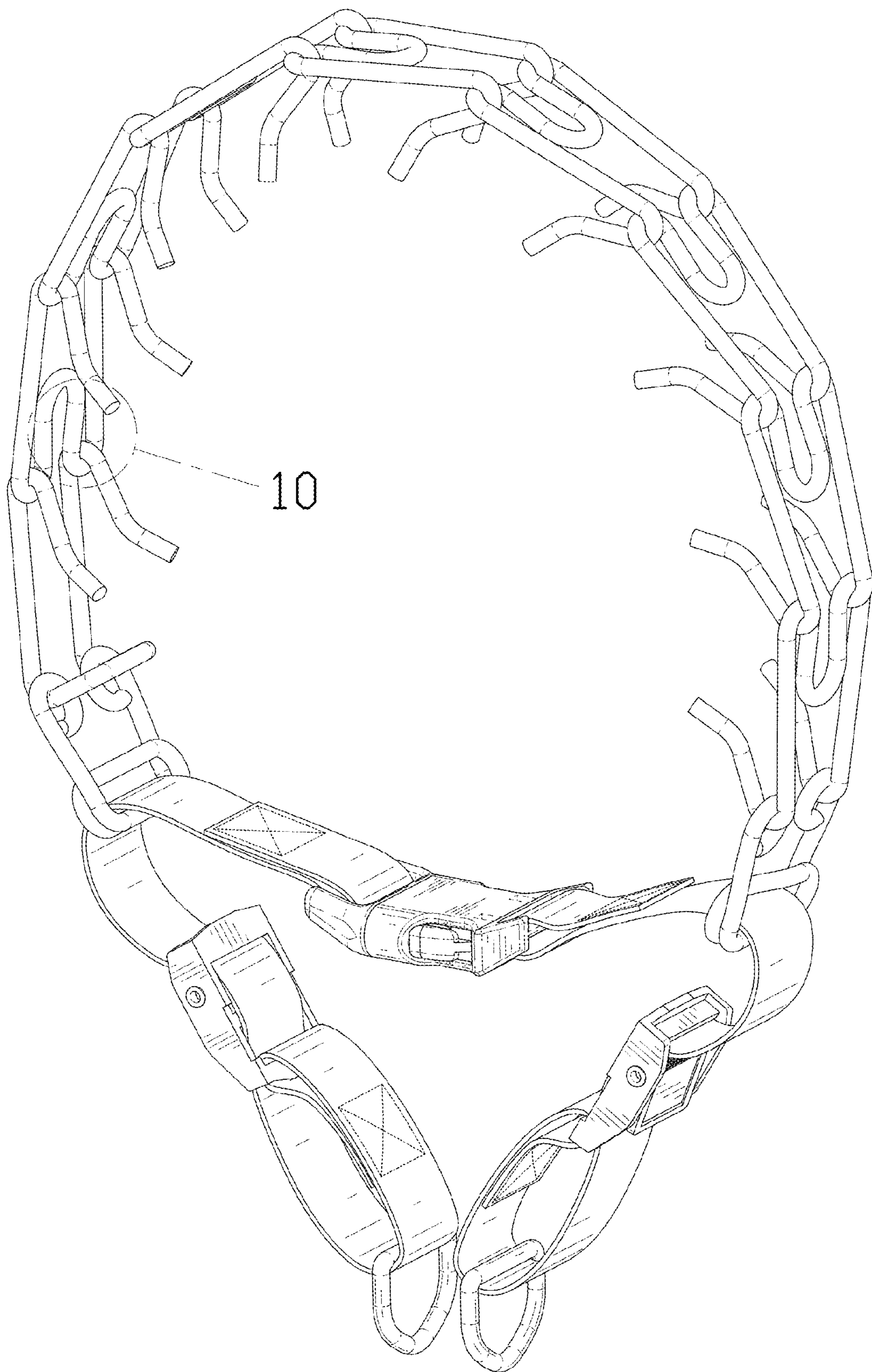


FIG. 1

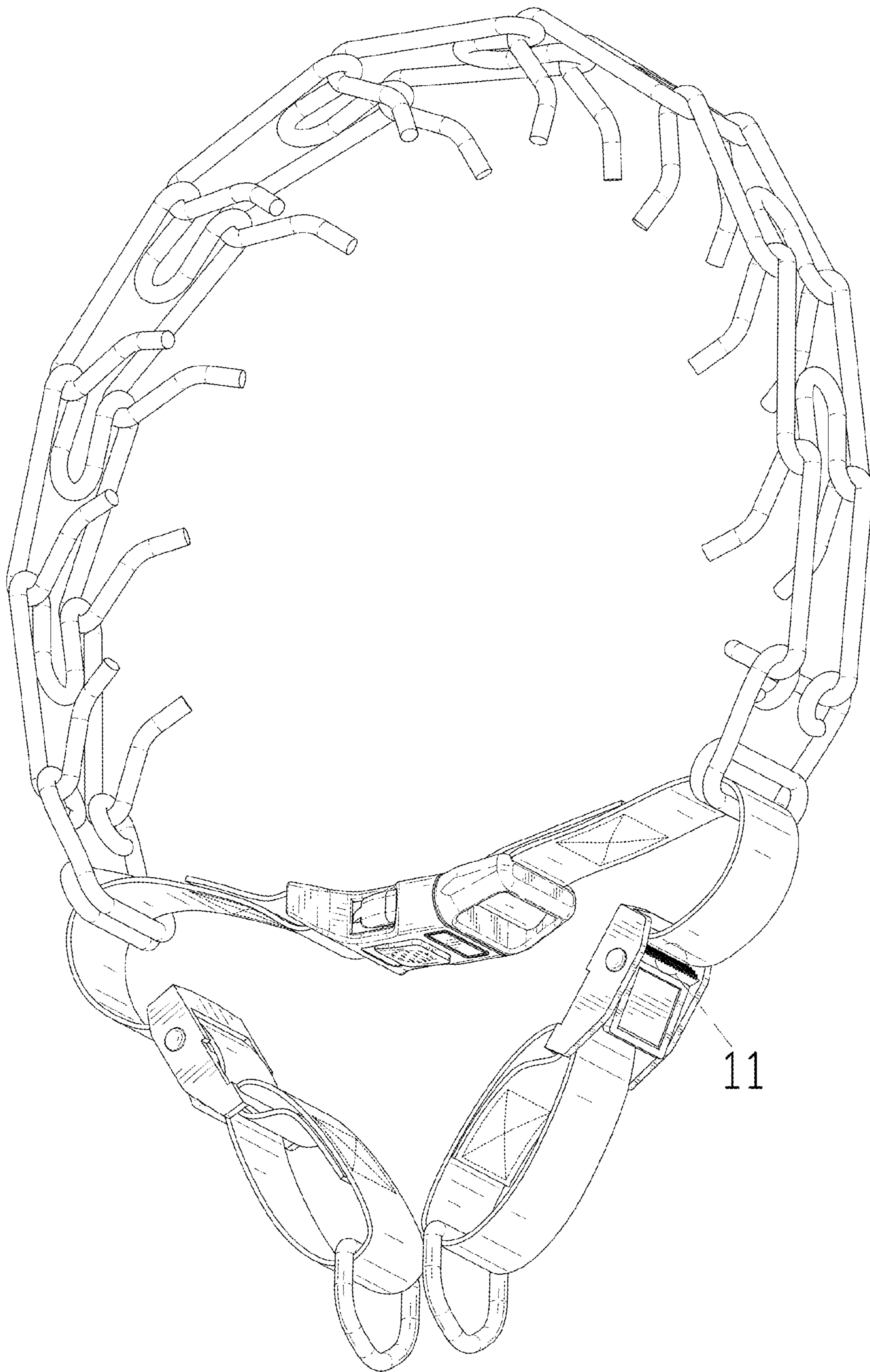


FIG. 2

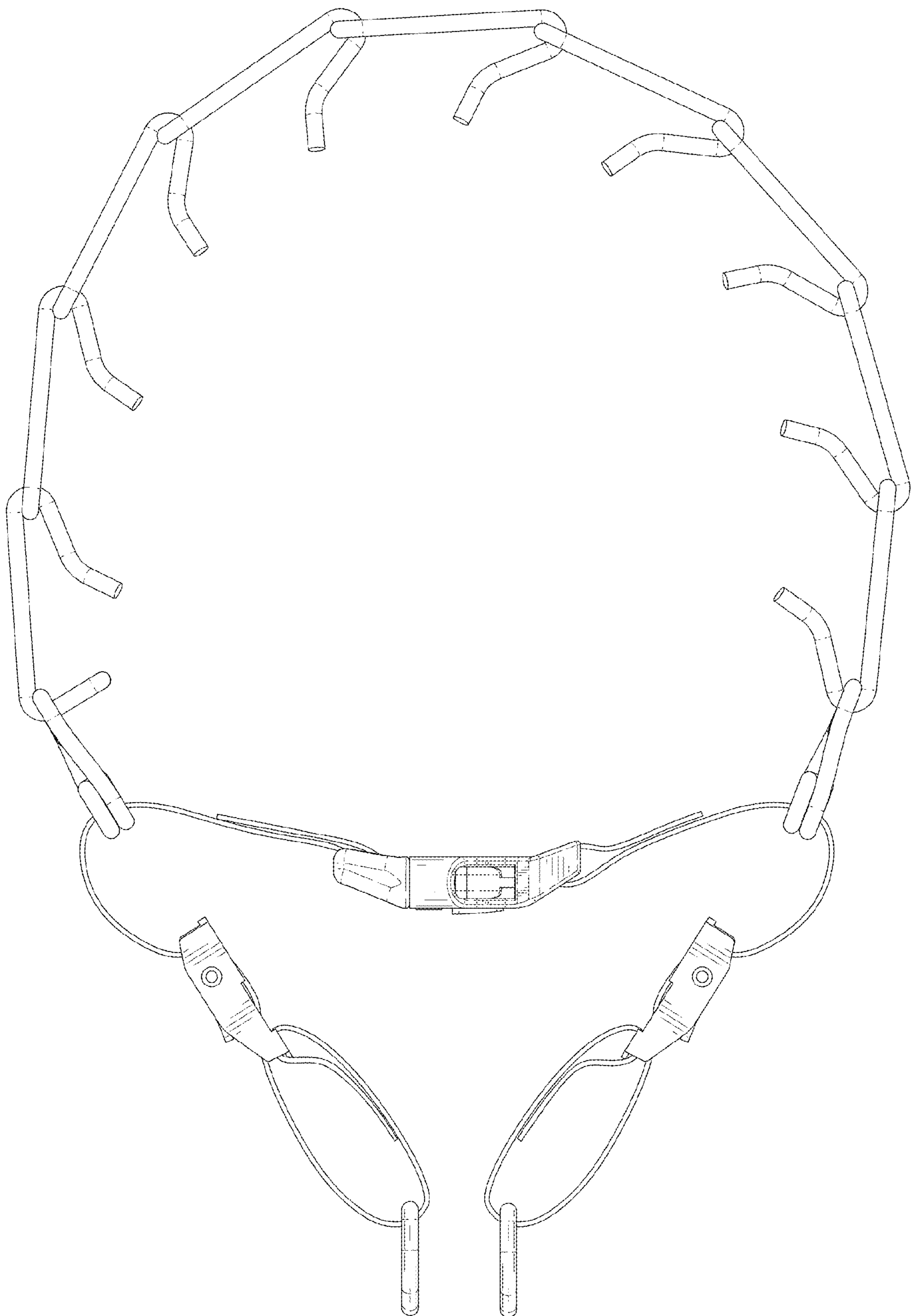


FIG. 3

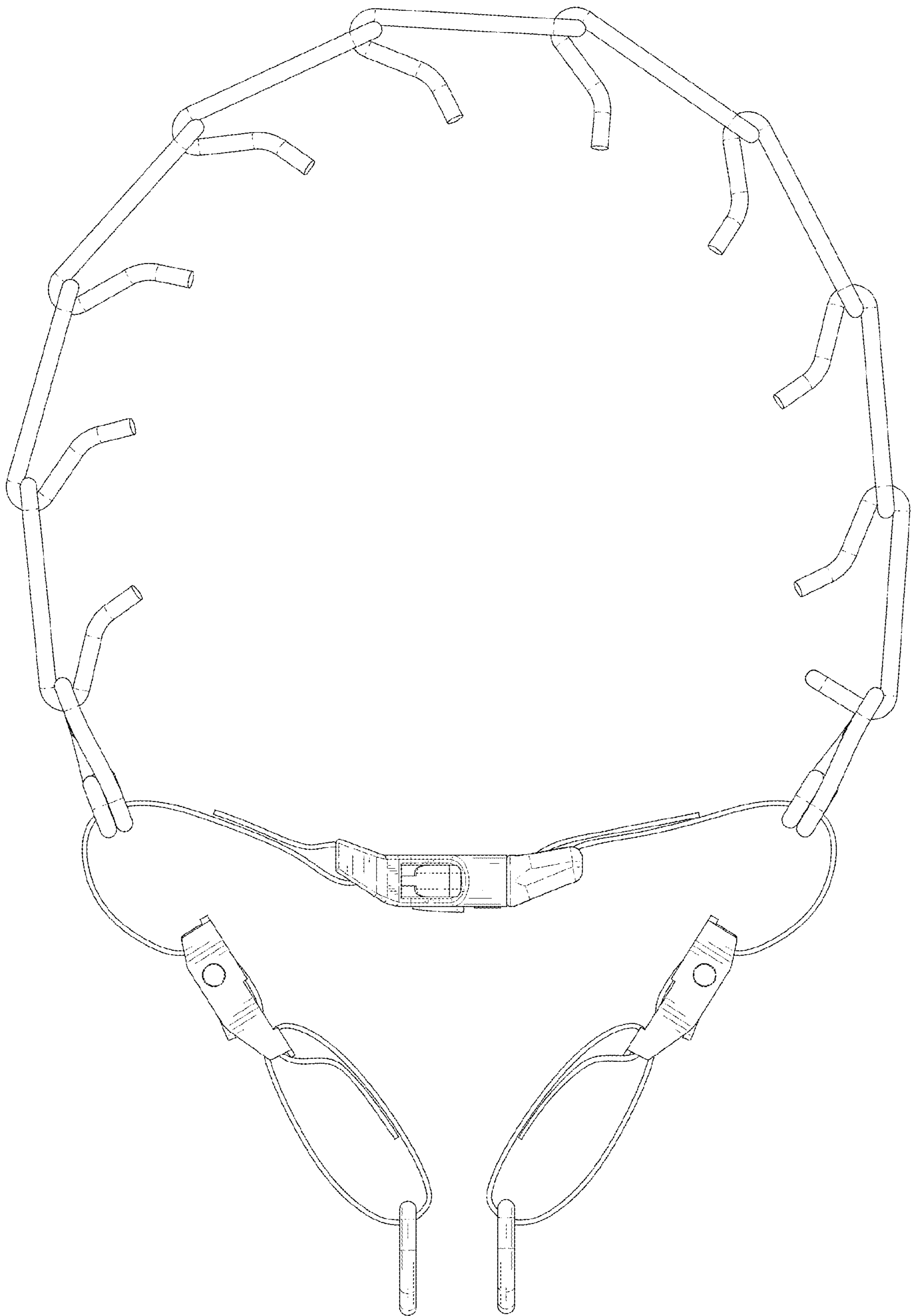


FIG. 4

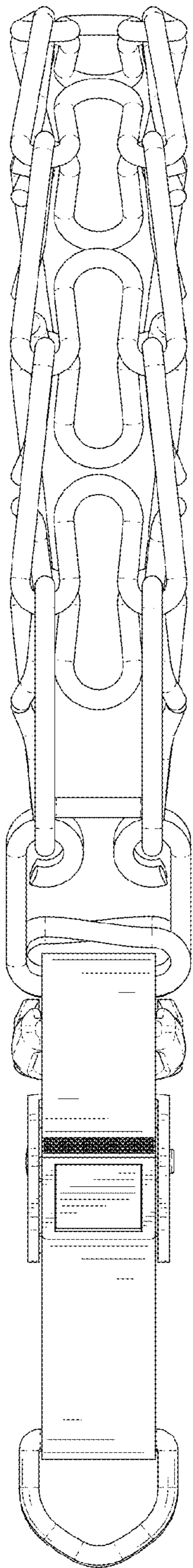


FIG. 5

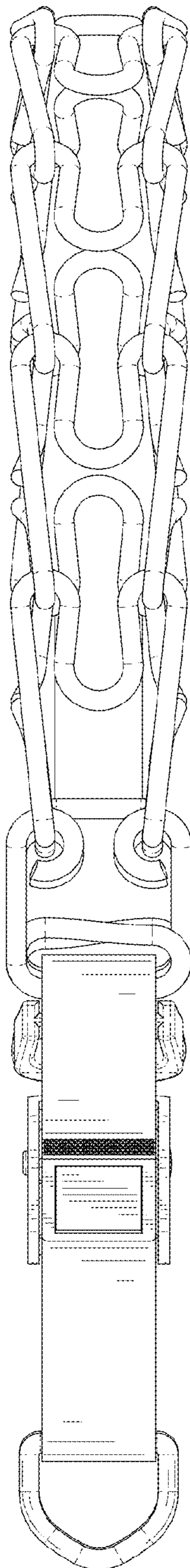


FIG. 6



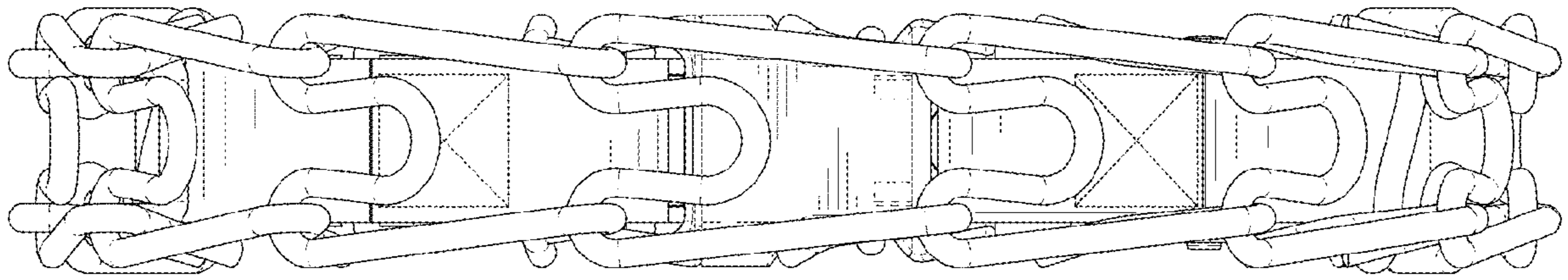


FIG. 7

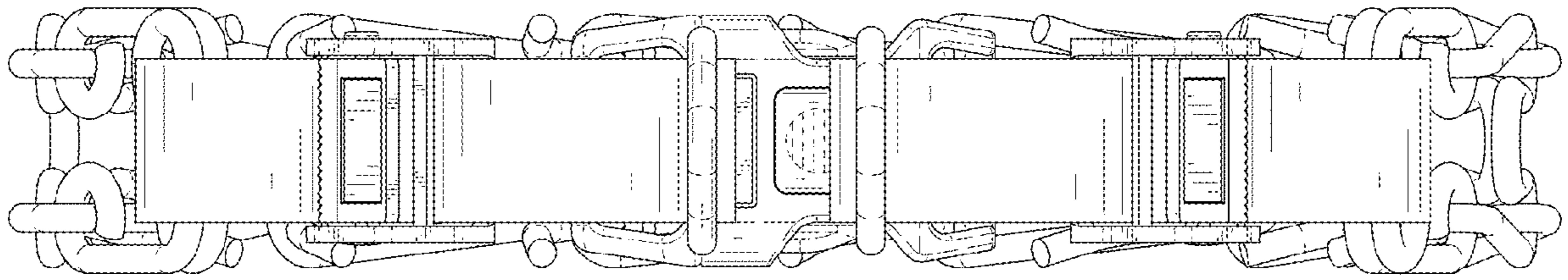


FIG. 8

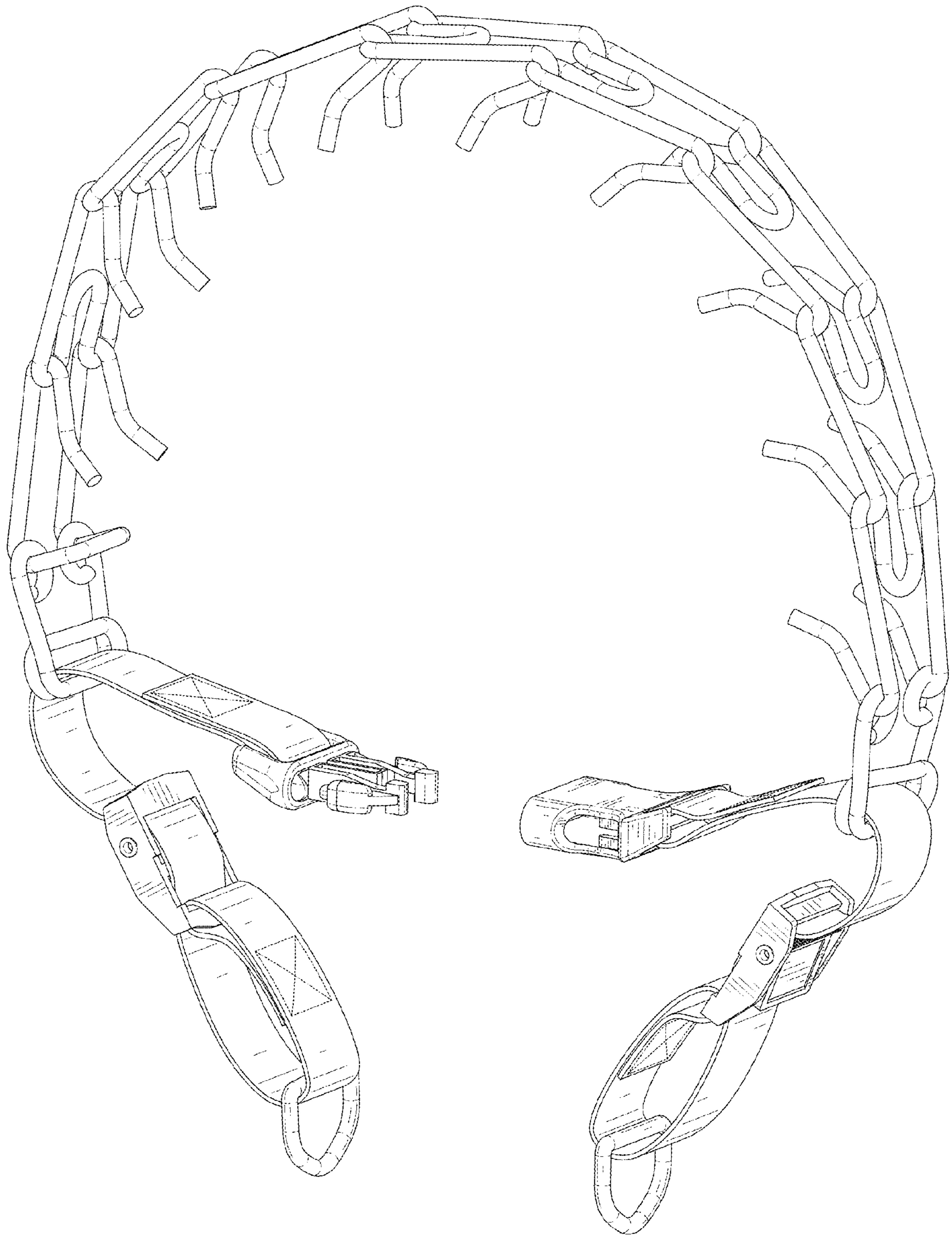


FIG. 9




FIG. 10

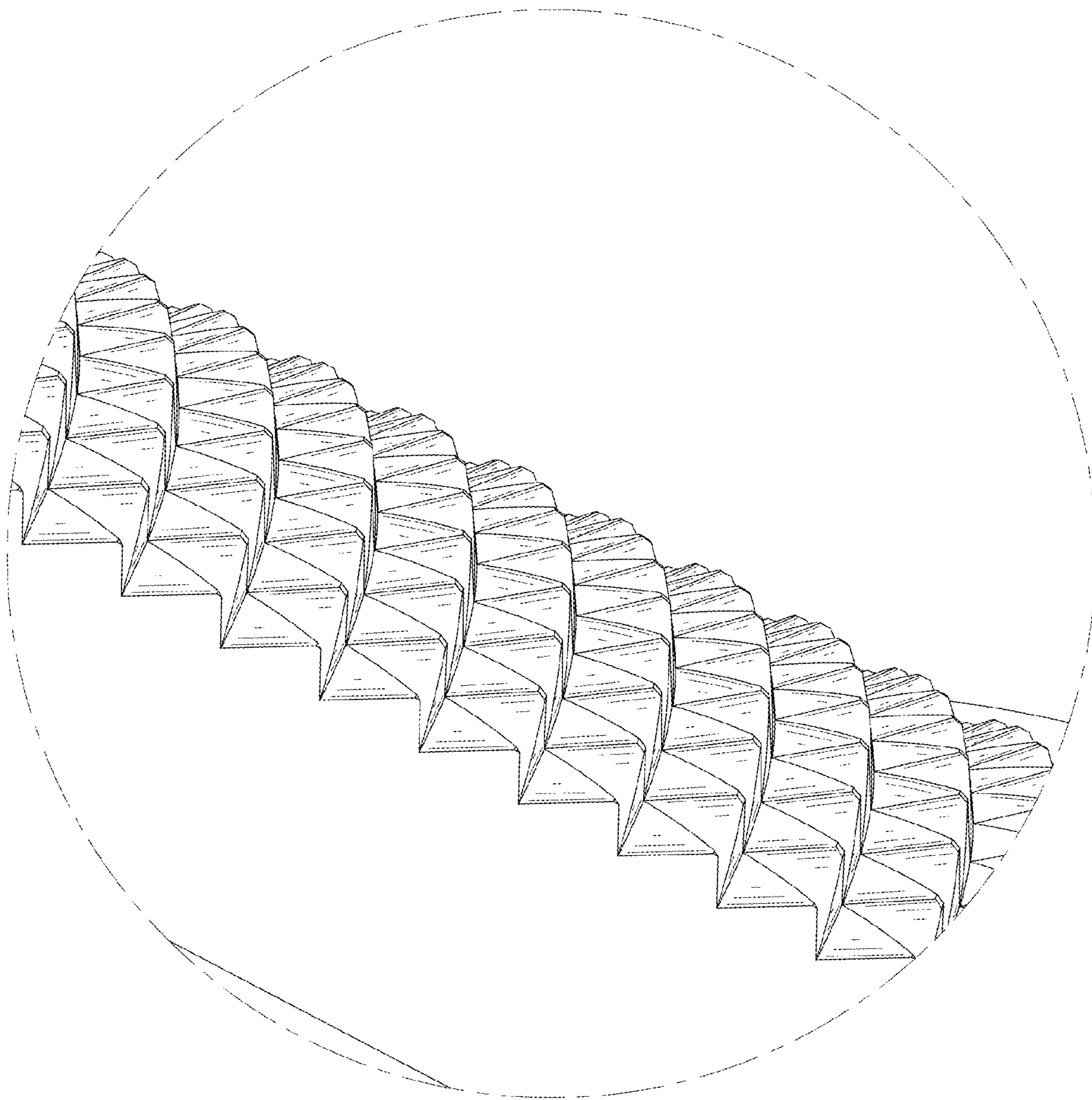


FIG. 11