



US00D977729S

(12) **United States Design Patent** (10) **Patent No.:** **US D977,729 S**
Liu (45) **Date of Patent:** **** Feb. 7, 2023**

(54) **PET HOUSE**
(71) Applicant: **XIAMEN XIAOLING TECHNOLOGY CO., LTD.**, Xiamen (CN)
(72) Inventor: **Jiayi Liu**, Xiamen (CN)
(**) Term: **15 Years**
(21) Appl. No.: **29/763,274**
(22) Filed: **Dec. 22, 2020**
(51) **LOC (14) Cl.** **30-02**
(52) **U.S. Cl.**
USPC **D30/108; D30/112**
(58) **Field of Classification Search**
USPC D30/108, 110, 111, 112; 119/416, 436, 119/441, 452, 482, 487
CPC A01K 1/00; A01K 31/22; A01K 31/17; A01K 1/03
See application file for complete search history.

D591,458 S * 4/2009 Richardson D30/112
D711,598 S 8/2014 Hasse
D742,077 S 10/2015 Justiniano
D800,393 S 10/2017 Sarver
D855,898 S 8/2019 Koskey et al.
D867,674 S 11/2019 Adam
D893,808 S 8/2020 Lecina-Fabres et al.
D899,005 S * 10/2020 Hill D30/108
D941,531 S * 1/2022 Liu D30/108
2009/0159013 A1 * 6/2009 Anderson A01K 1/033
119/482
2009/0320390 A1 * 12/2009 Kolozsvari A01K 1/00
119/482
2010/0031895 A1 * 2/2010 Pierpont A01K 1/033
119/500
2011/0247567 A1 * 10/2011 Chan A01K 1/033
119/416
2016/0014995 A1 * 1/2016 Bruno A01K 1/033
119/482


* cited by examiner
Primary Examiner — Katrina N Gonzalez
(74) *Attorney, Agent, or Firm* — Rumit R. Kanakia

(56) **References Cited**
U.S. PATENT DOCUMENTS
2,445,055 A * 7/1948 Capaul A01K 1/033
119/501
2,954,007 A * 9/1960 Mitchell A01K 1/033
119/499
D238,883 S * 2/1976 Challouxl et al. D25/16
5,115,762 A * 5/1992 Long A01K 1/033
119/499
D340,551 S * 10/1993 Mitchell, Sr. D30/109
5,400,743 A * 3/1995 Buckley A01K 1/033
119/498
D389,960 S * 1/1998 Mele D30/108
D486,277 S * 2/2004 Stern D30/158
D486,613 S * 2/2004 Stern D30/158
7,104,221 B2 * 9/2006 Simon A01K 1/033
52/79.5
D572,414 S * 7/2008 Lee D30/108

(57) **CLAIM**
The ornamental design for a pet house, as shown and described.

DESCRIPTION
FIG. 1 is a perspective view of a pet house showing my new design;
FIG. 2 is a front view thereof;
FIG. 3 is a back view thereof;
FIG. 4 is a right-side view thereof;
FIG. 5 is a left-side view thereof;
FIG. 6 is a top view thereof; and,
FIG. 7 is a bottom view thereof.
The broken lines in the drawings depict portions of the pet house that form no part of the claimed design.

1 Claim, 7 Drawing Sheets



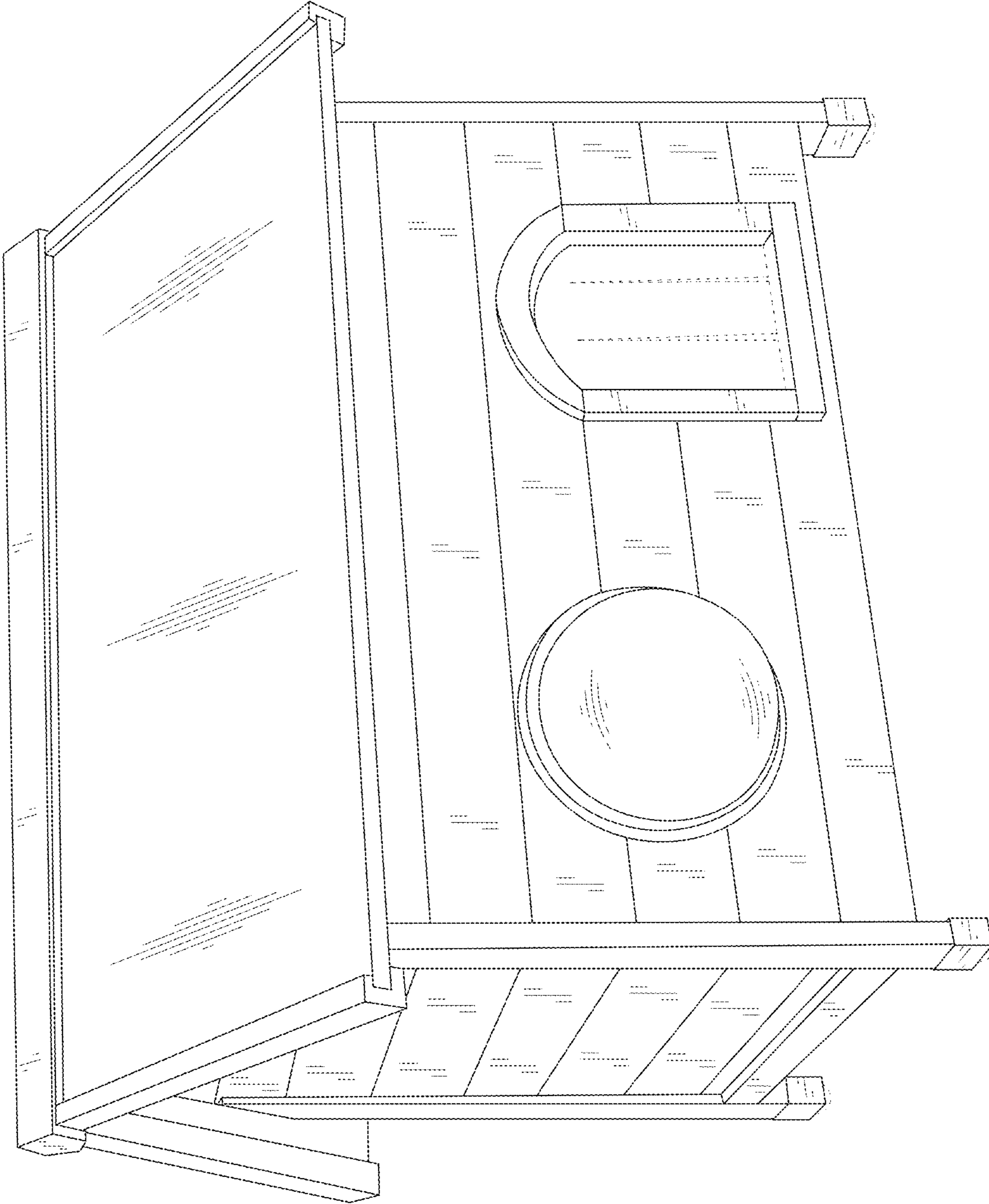


FIG. 1

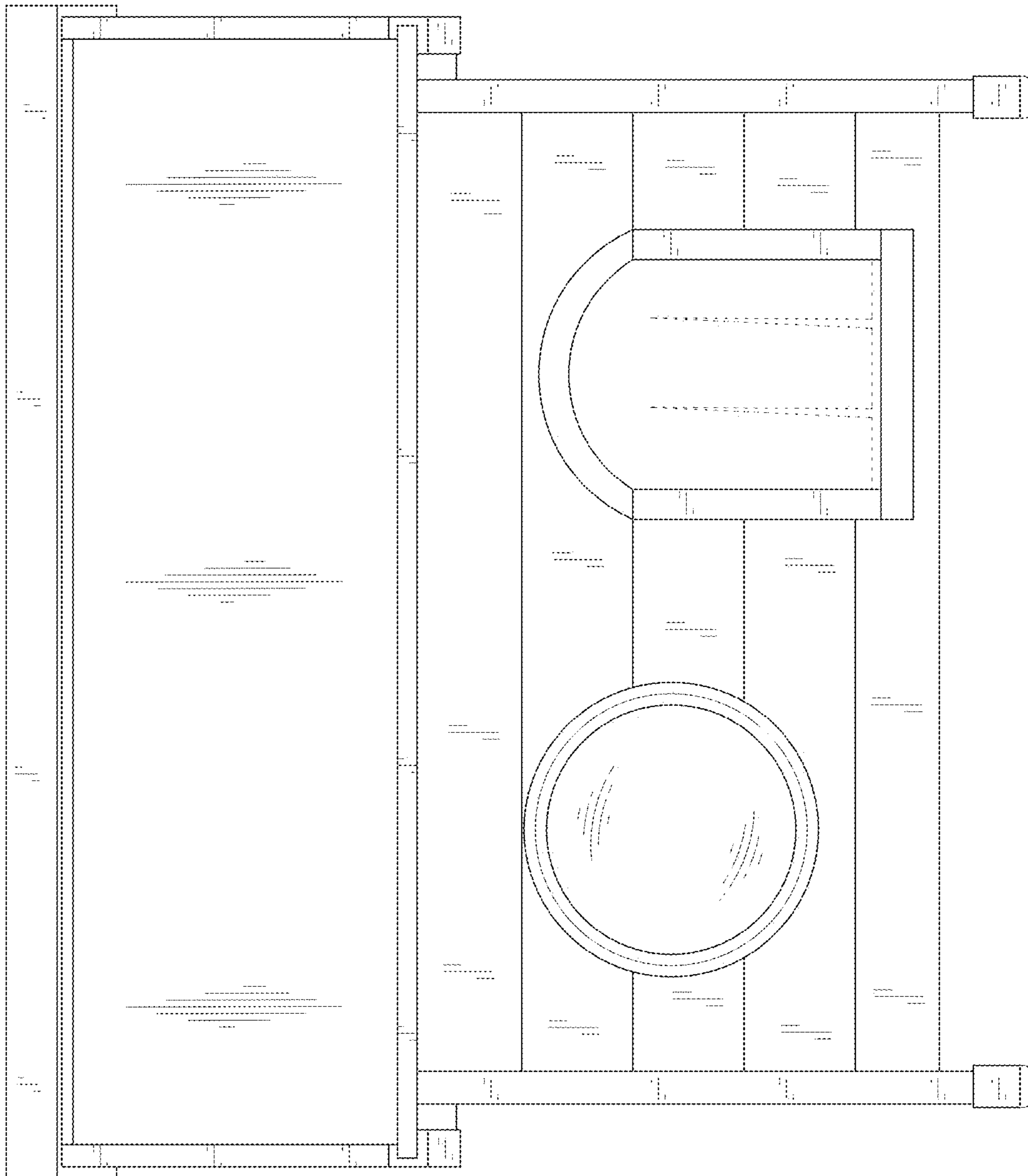


FIG. 2

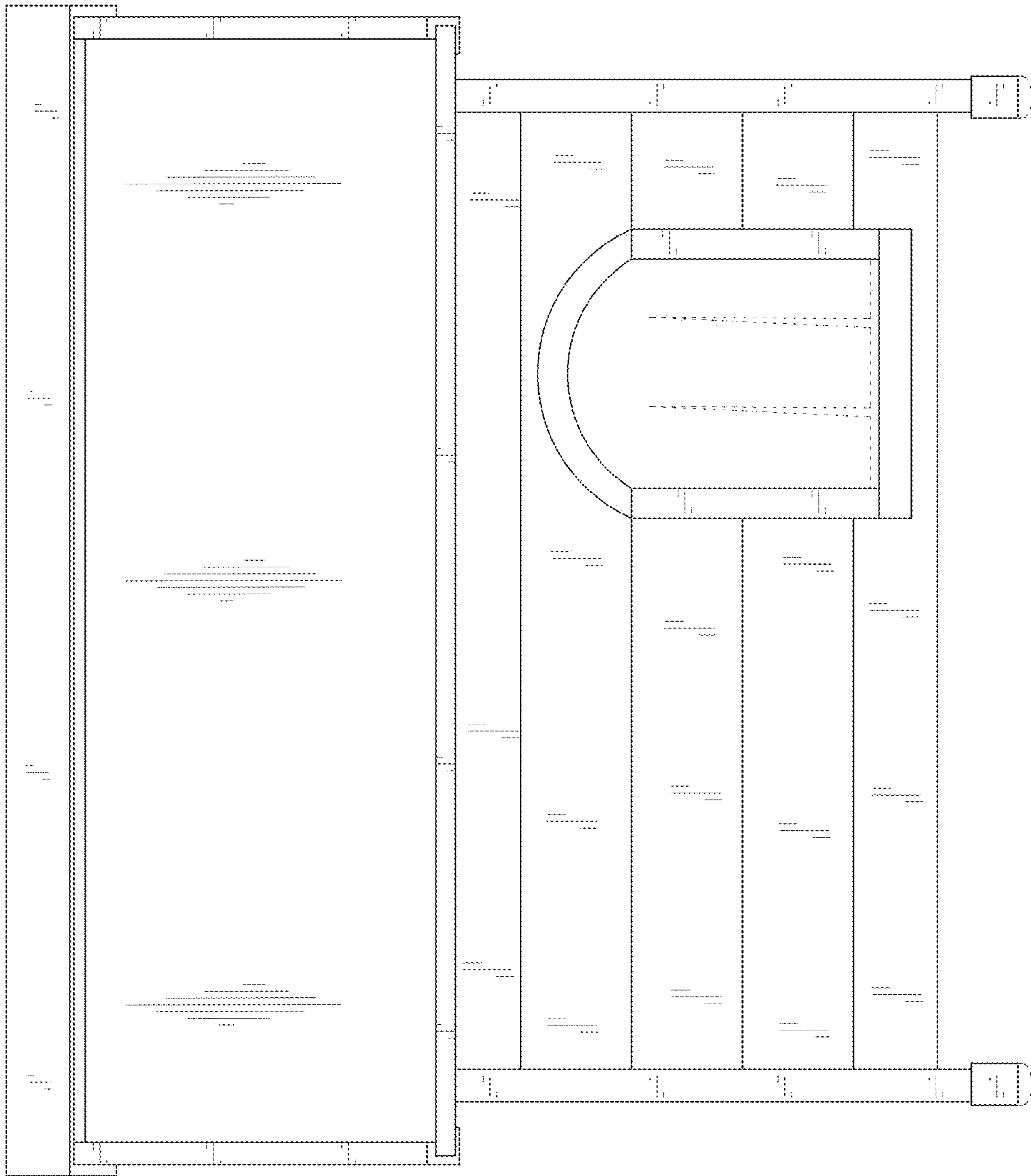


FIG. 3

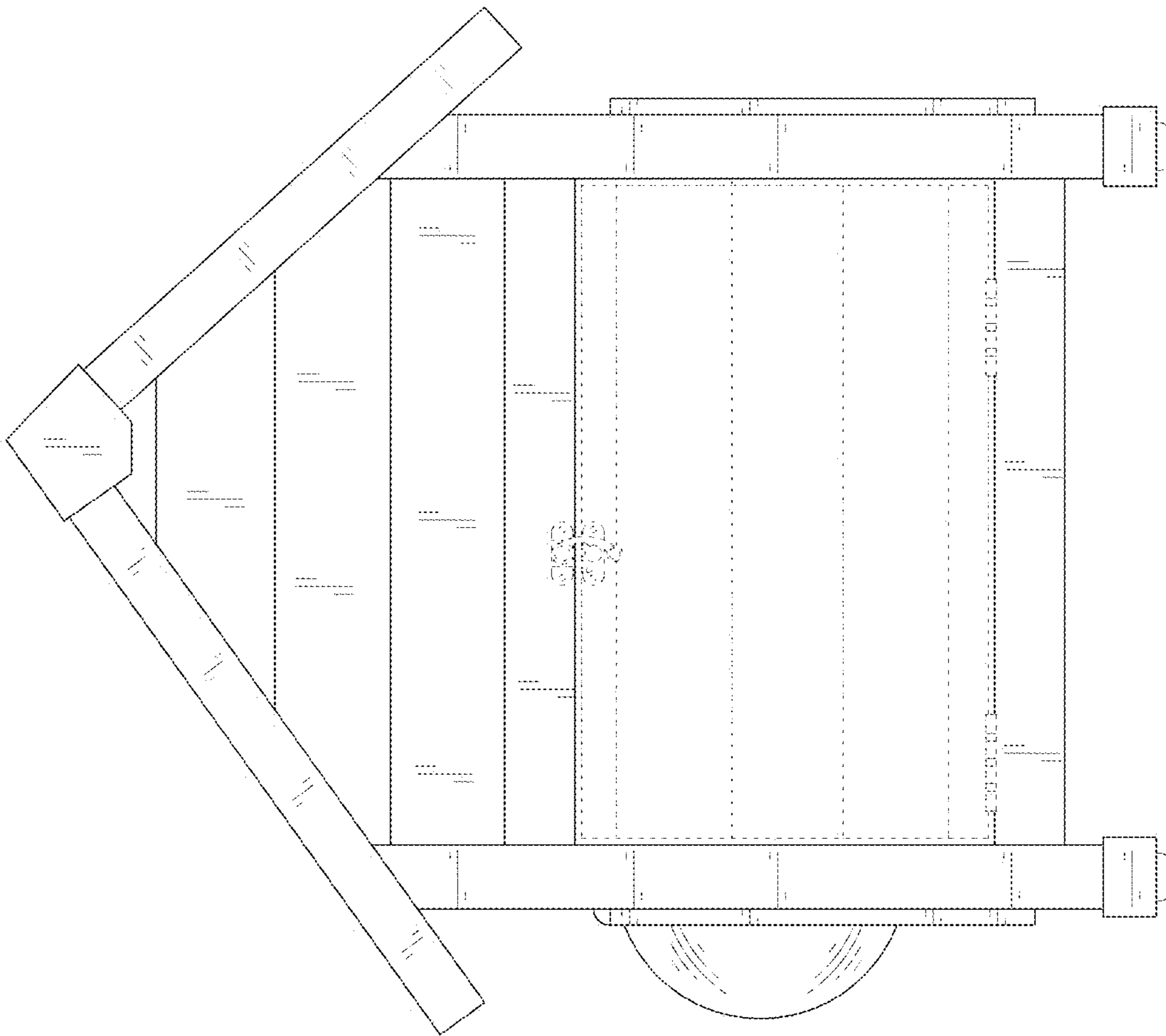


FIG. 4

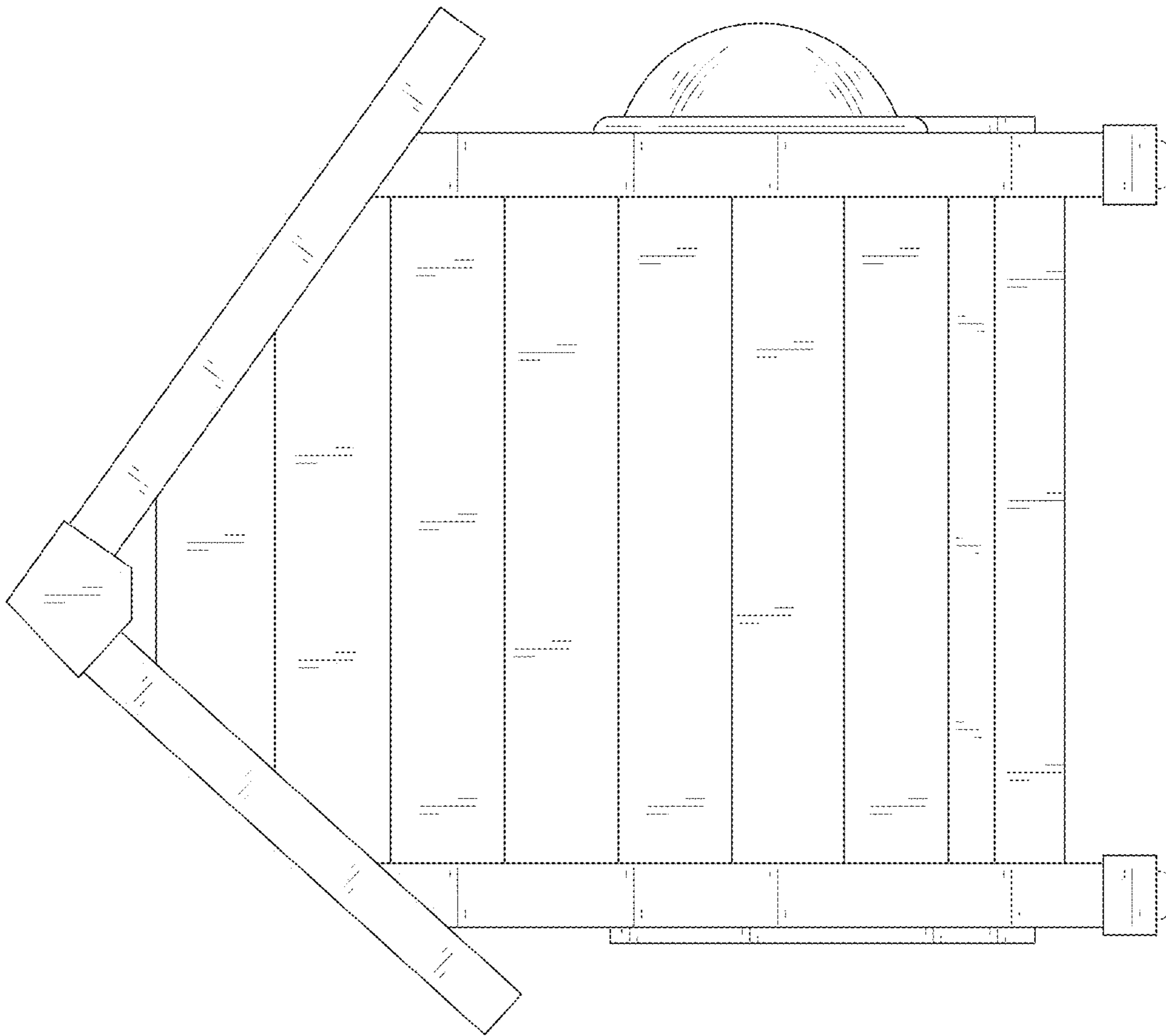


FIG. 5

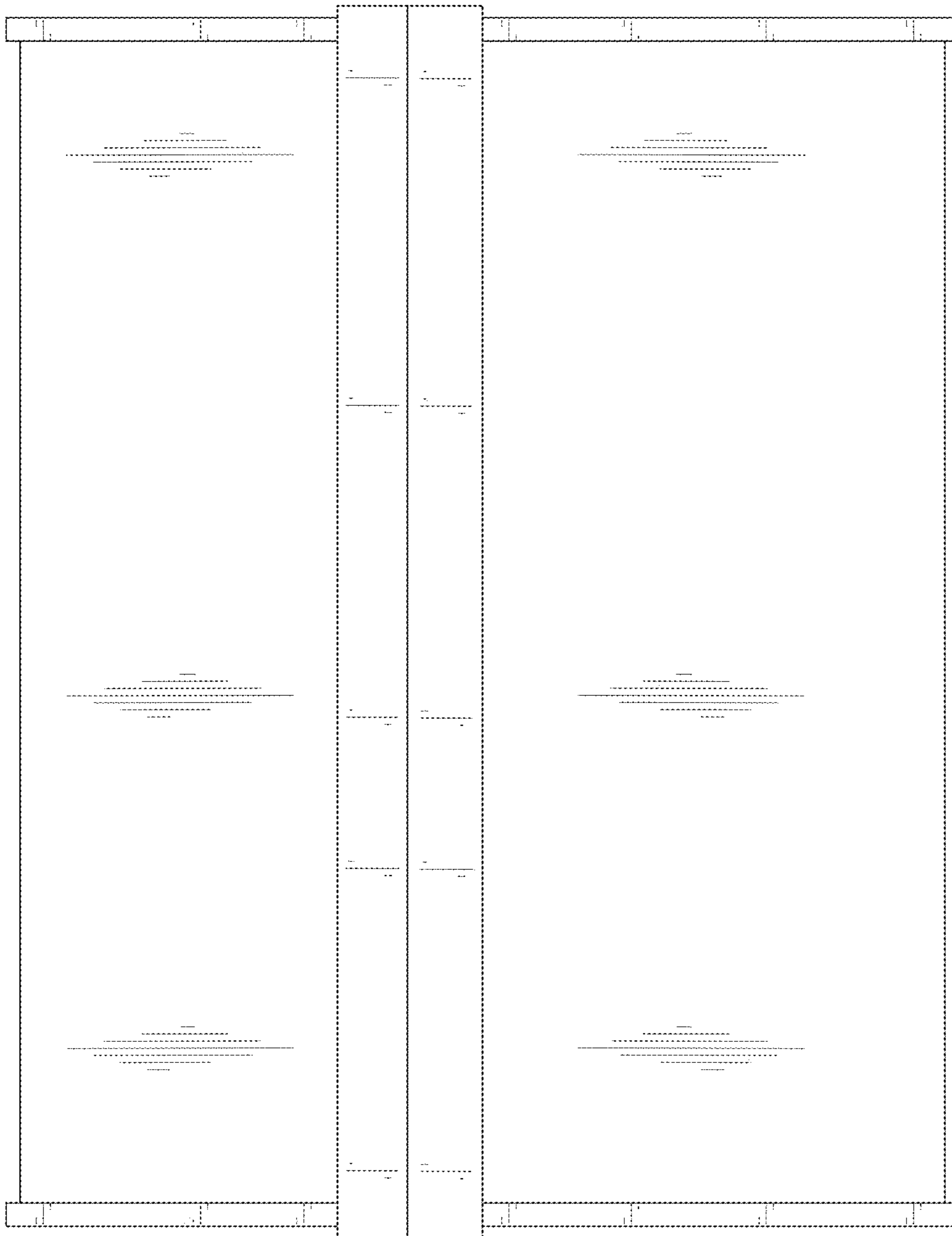


FIG. 6




FIG. 7