



US00D977713S

(12) **United States Design Patent** (10) **Patent No.:** **US D977,713 S**
Villarreal et al. (45) **Date of Patent:** **** Feb. 7, 2023**

(54) **STYLING COMB**
(71) Applicant: **MIREYA VILLARREAL, LLC**,
Streamwood, IL (US)
(72) Inventors: **Mireya Villarreal**, Streamwood, IL
(US); **Paolo Aristodemo**, Streamwood,
IL (US)
(73) Assignee: **MIREYA VILLARREAL, LLC.**,
Streamwood, IL (US)
(**) Term: **15 Years**
(21) Appl. No.: **29/785,917**
(22) Filed: **May 27, 2021**
(51) **LOC (14) Cl.** **28-03**
(52) **U.S. Cl.**
USPC **D28/21**
(58) **Field of Classification Search**
USPC D28/7, 20-34, 39, 43; D30/158, 159
CPC A45D 24/00; A45D 24/005; A45D 24/02;
A45D 24/04; A45D 24/06; A45D 24/14;
A45D 24/22
See application file for complete search history.

D367,728 S * 3/1996 Bozak D28/21
5,694,953 A 12/1997 Stephan et al.
D389,271 S 1/1998 Celik
D415,595 S 10/1999 O'Farrell et al.
D425,666 S 5/2000 Weinberg
6,523,547 B1 2/2003 Crocilla
D471,319 S * 3/2003 Kim D28/21
D471,320 S 3/2003 Kim et al.
D490,983 S 6/2004 Tini
D527,843 S 9/2006 Bartsch et al.
7,273,057 B1 9/2007 Capaldo
D596,352 S 7/2009 Germano-Cataldo
D692,193 S 10/2013 Baars
D709,250 S 7/2014 Walker
D714,491 S 9/2014 Du
D770,093 S 10/2016 Smith

(Continued)

Primary Examiner — Zenia I Bennett
(74) *Attorney, Agent, or Firm* — Pauley Erickson &
Swanson

(57) **CLAIM**

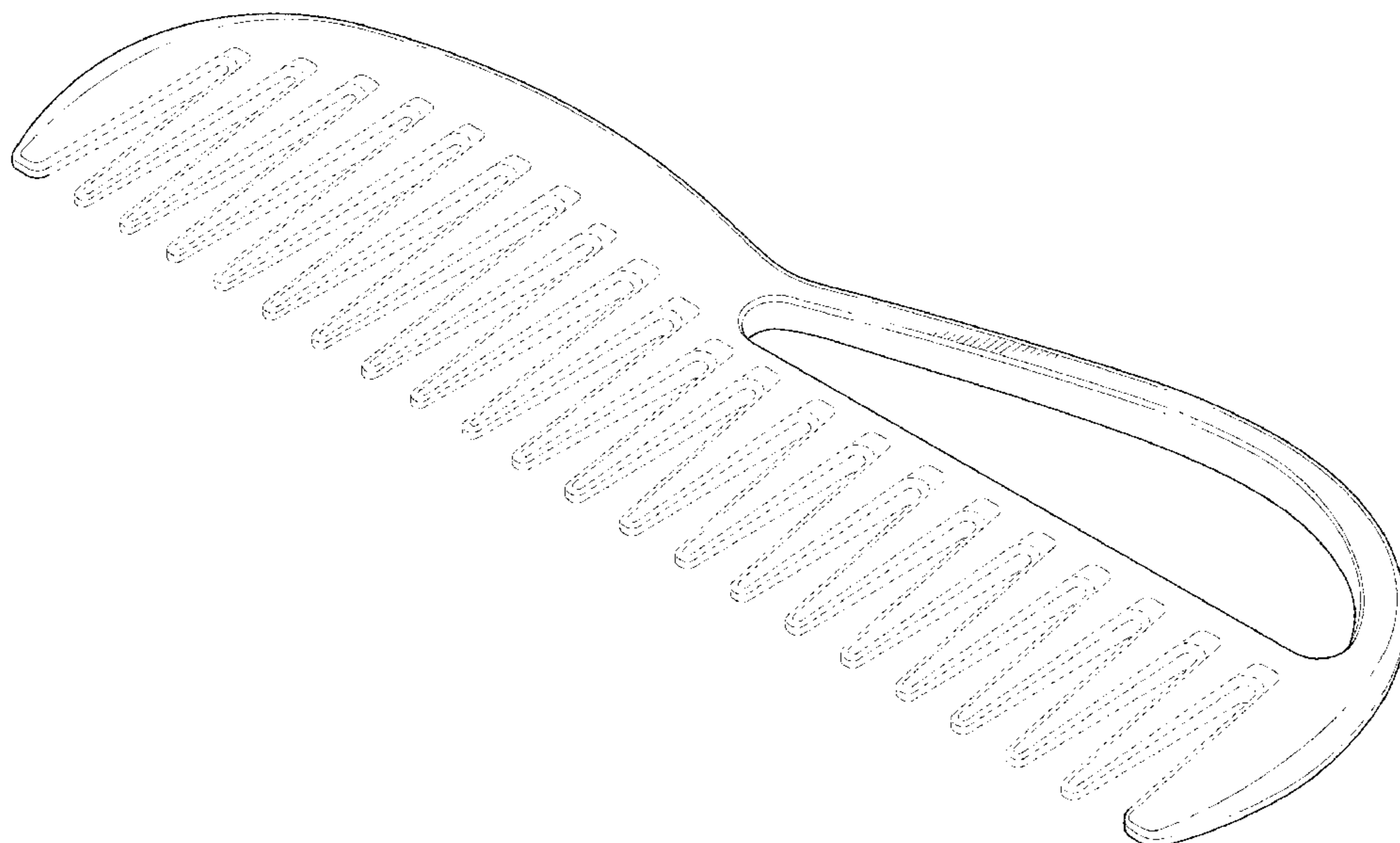
The ornamental design for a styling comb, as shown and
described.

DESCRIPTION

FIG. 1 is a perspective view of the styling comb;
FIG. 2 is a left side elevation view thereof;
FIG. 3 is a right side elevation view thereof;
FIG. 4 is a front elevation view thereof;
FIG. 5 is rear elevation view thereof;
FIG. 6 is a top plan view thereof;
FIG. 7 is a bottom plan view thereof;
FIG. 8 is a left side elevation view of the styling comb
without broken lines; and,
FIG. 9 is a left side view of the styling comb with additional
broken lines.
The other views of the styling comb as shown in FIGS. 8 and
9 correspond to FIGS. 3-7, incorporated by reference, with
corresponding solid or broken line variations.

1 Claim, 9 Drawing Sheets

(56) **References Cited**
U.S. PATENT DOCUMENTS
D126,242 S 4/1941 Kahn
D133,383 S 8/1942 Kahn
D150,309 S * 7/1948 McHugh D28/21
D203,734 S 2/1966 Lutz et al.
D212,659 S 11/1968 Kress
3,749,105 A 7/1973 Sestita
D261,815 S 11/1981 Hustler
D275,329 S 8/1984 Giuliano
D282,297 S 1/1986 Harvey
4,654,921 A 4/1987 Dinner
D289,805 S * 5/1987 Bautista D28/21
5,018,542 A 5/1991 Lee



(56)

References Cited

U.S. PATENT DOCUMENTS

D782,111 S *	3/2017	Litwinski	D28/21
D782,737 S *	3/2017	Strom	D28/21
D793,622 S *	8/2017	Villarreal	D28/21
2006/0243292 A1	11/2006	Roger	
2012/0192893 A1	8/2012	Anderson	

* cited by examiner

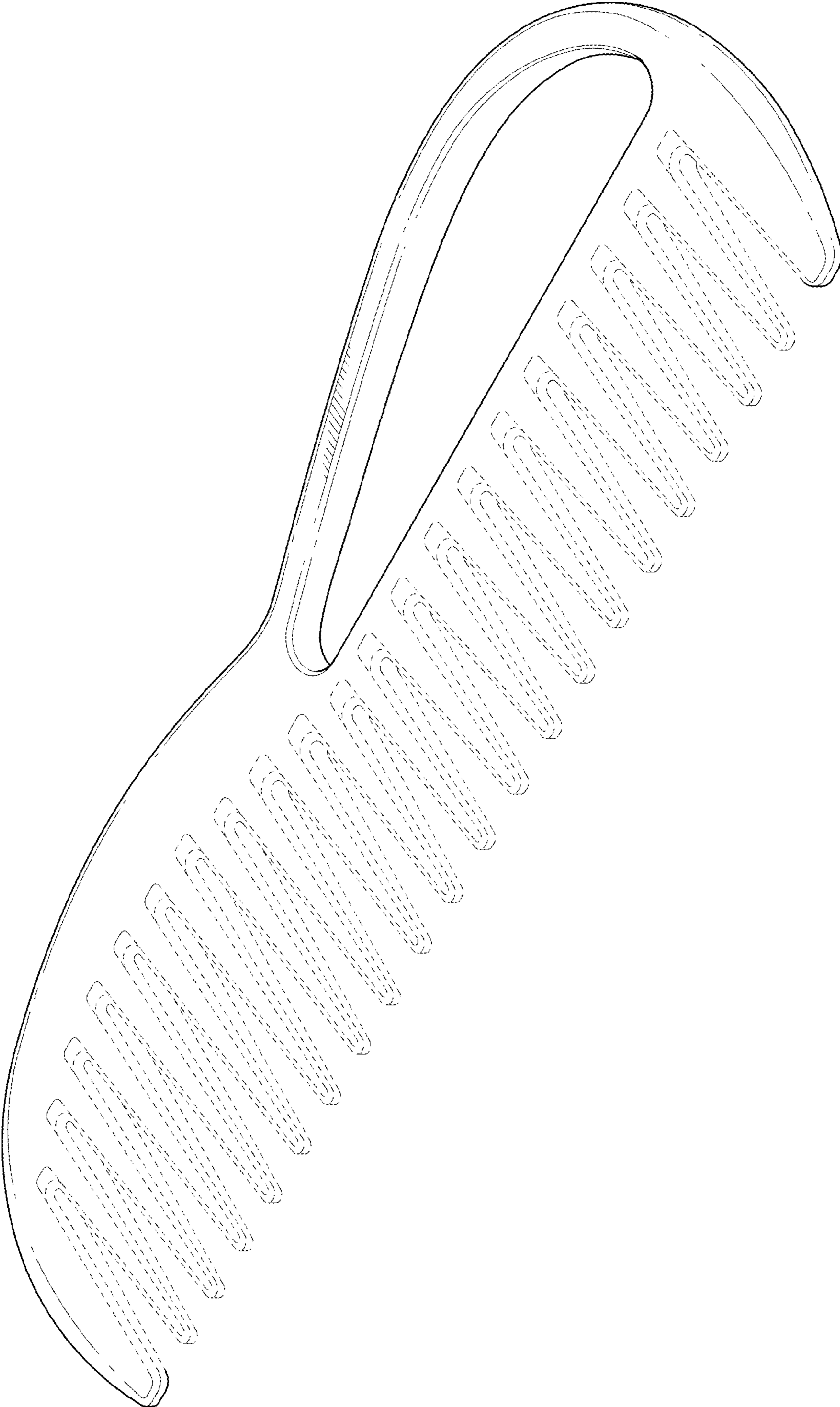


FIG. 1

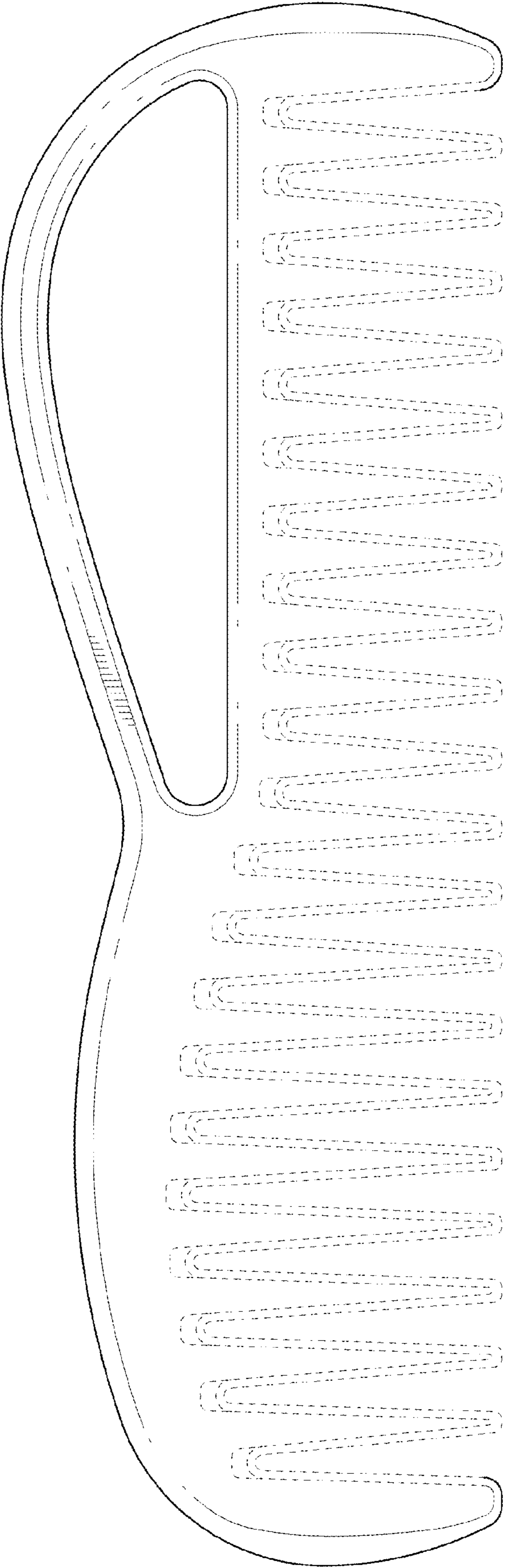


FIG.2

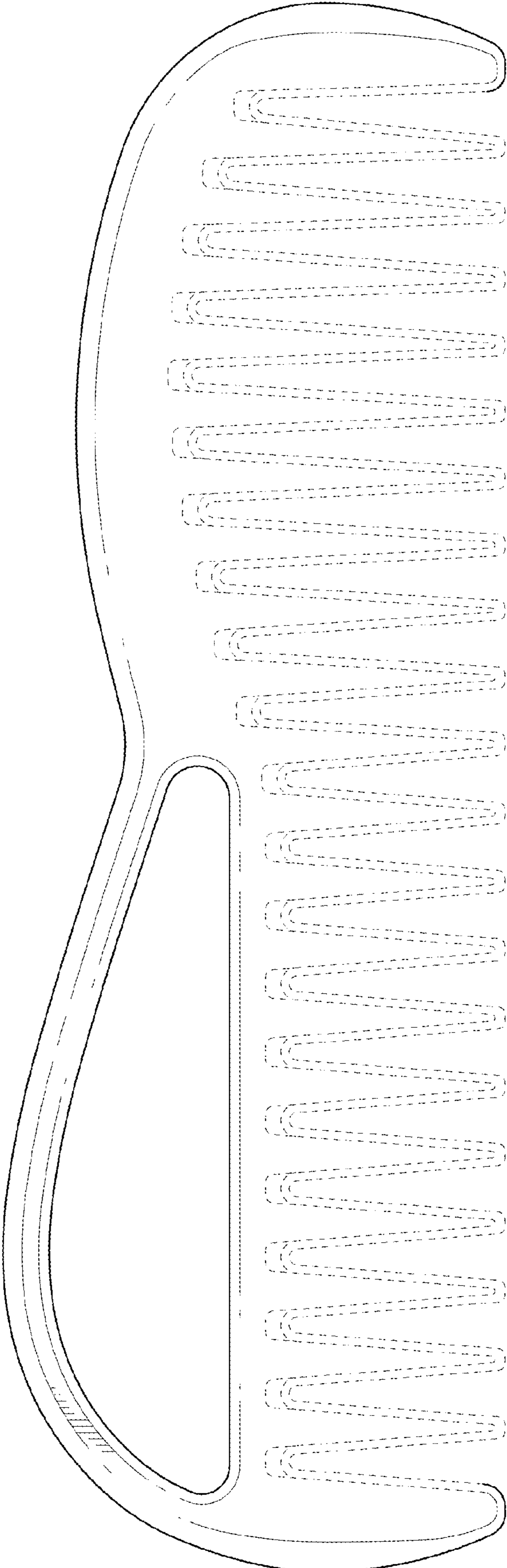


FIG.3

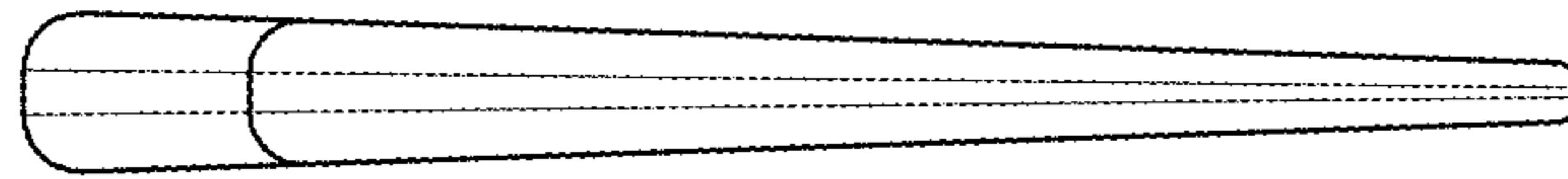


FIG. 4




FIG. 5

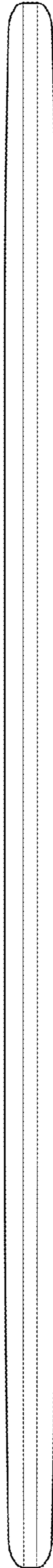


FIG. 6



FIG. 7

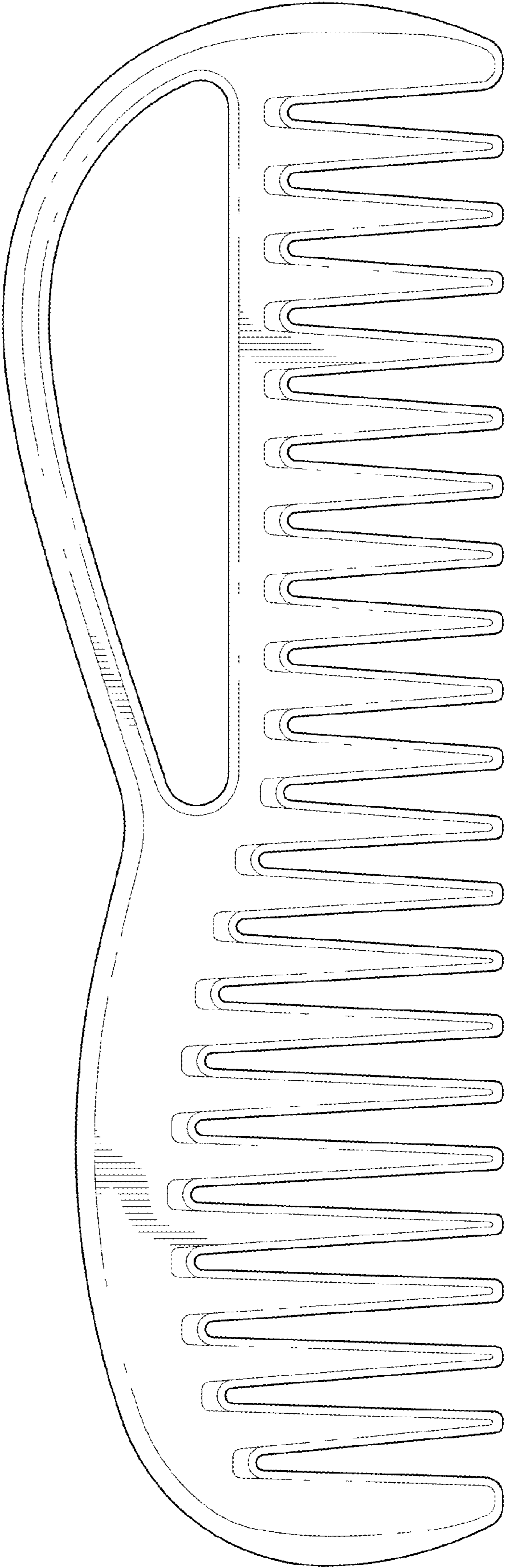


FIG. 8

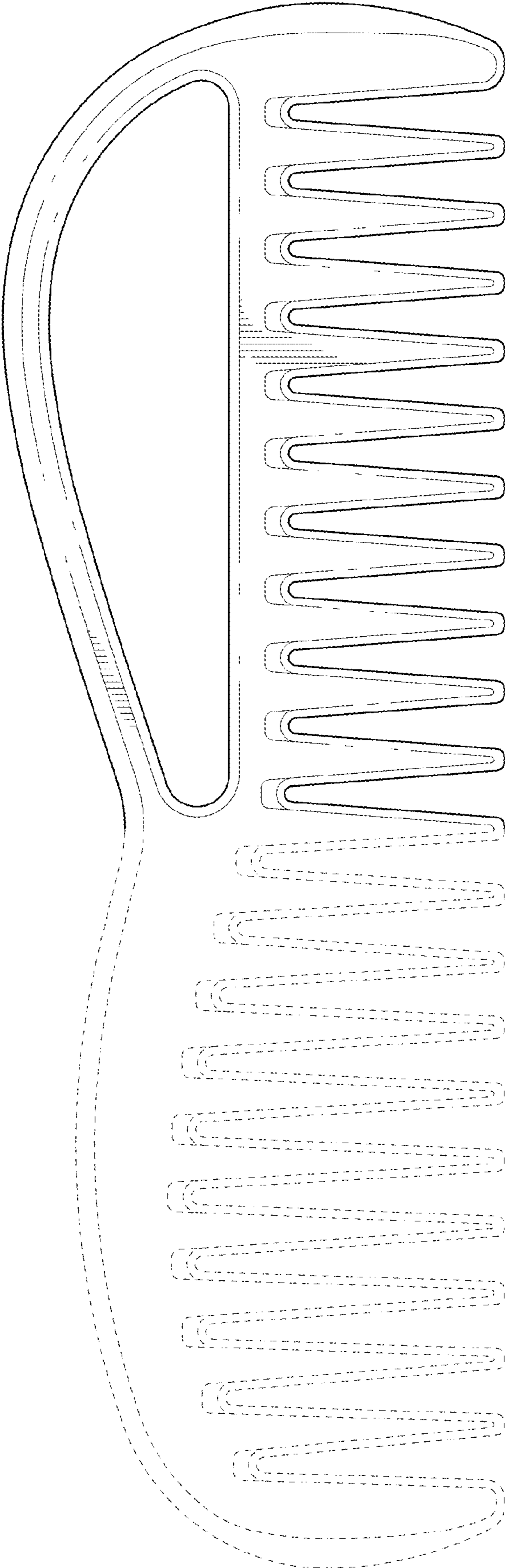


FIG. 9