



US00D977700S

(12) **United States Design Patent**
Lehanneur

(10) **Patent No.:** **US D977,700 S**

(45) **Date of Patent:** **** Feb. 7, 2023**

(54) **SUSPENDED LIGHT**

(71) Applicant: **Mathieu Lehanneur**, Paris (FR)

(72) Inventor: **Mathieu Lehanneur**, Paris (FR)

(73) Assignee: **Mathieu Lehanneur**, Paris (FR)

(**) Term: **15 Years**

(21) Appl. No.: **29/709,189**

(22) Filed: **Oct. 11, 2019**

(30) **Foreign Application Priority Data**

Apr. 11, 2019 (EM) 006375226-0003

(51) **LOC (14) Cl.** **26-05**

(52) **U.S. Cl.**
USPC **D26/88**

(58) **Field of Classification Search**

USPC D26/24, 25, 60, 61, 72, 75, 76, 78, 80,
D26/82, 83, 85, 87, 88, 89, 90, 118, 128

CPC F21S 4/00; F21S 4/10; F21S 4/15; F21S
4/20; F21S 4/24; F21S 4/26; F21S 8/00;
F21S 8/02; F21S 8/04; F21S 8/06; F21S
8/026; F21S 8/033; F21S 8/038; F21S
8/061; F21S 8/063; F21S 8/066; F21V
33/0052; F21V 7/0041; F21V 7/005

See application file for complete search history.

(56) **References Cited**

U.S. PATENT DOCUMENTS

D715,985 S * 10/2014 Anastassiades D26/88
D827,187 S * 8/2018 Silver D26/90

D827,908 S * 9/2018 Silver D26/90
D846,789 S * 4/2019 Barber D26/88
D846,795 S * 4/2019 Bonasera D26/154
D858,856 S * 9/2019 Genovese D26/88
D860,504 S * 9/2019 Coombes D26/90
D905,896 S * 12/2020 Anastassiades D26/90
D911,585 S * 2/2021 Anastassiades D26/88
D914,268 S * 3/2021 Anastassiades D26/88

OTHER PUBLICATIONS

Mathieu Lehanneur Twisted Infinity Suspended Light (available online) Retrieved from the internet Mar. 9, 2022 from URL: <https://www.mathieulehanneur.fr/project/twisted-infinity-suspended-light-262>.*

Elegant Lemniscate Lamps (available online Feb. 5, 2015) Retrieved from the internet Mar. 9, 2022 from URL: <https://www.trendhunter.com/trends/infinity-symbol-light>.*

* cited by examiner

Primary Examiner — Richard Kearney

(74) *Attorney, Agent, or Firm* — Burriss Law, PLLC

(57) **CLAIM**

The ornamental design for a suspended light, as shown and described.

DESCRIPTION

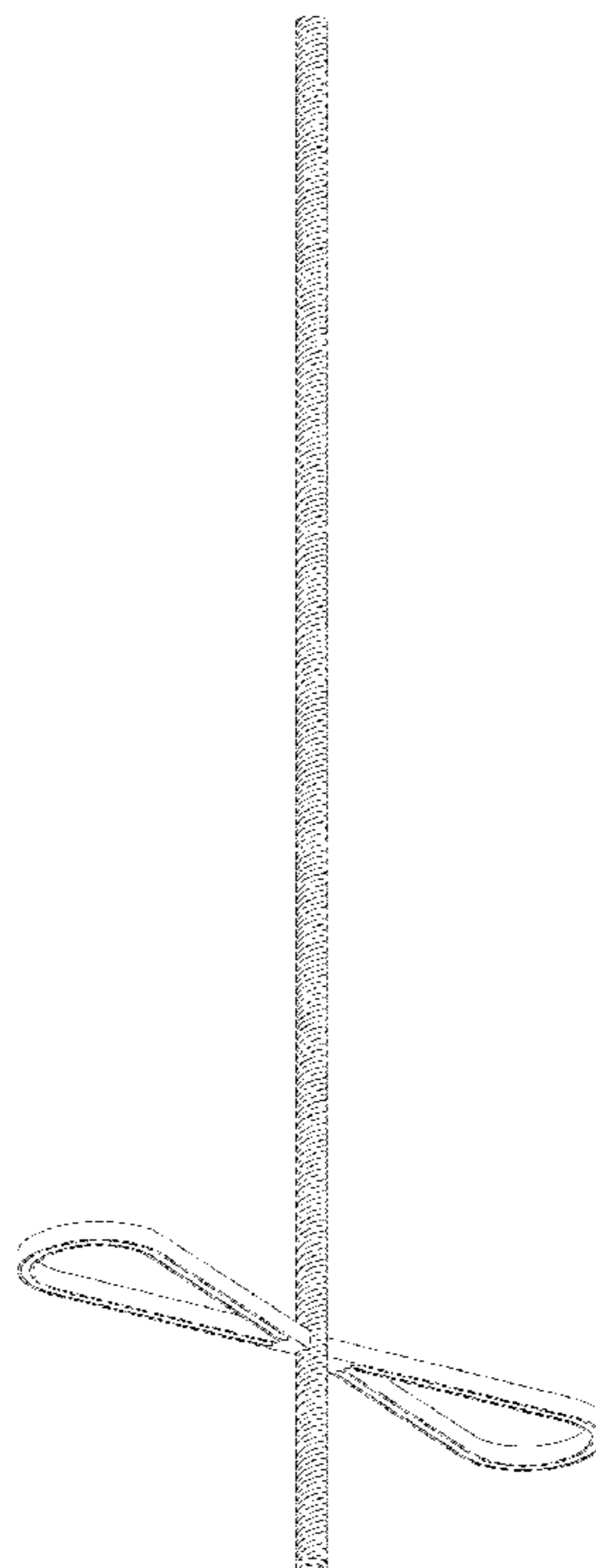
FIG. 1 is a perspective view of the suspended light;

FIG. 2 is a left view thereof;

FIG. 3 is a front view thereof; and,

FIG. 4 is a bottom view thereof.

1 Claim, 4 Drawing Sheets






FIG. 1

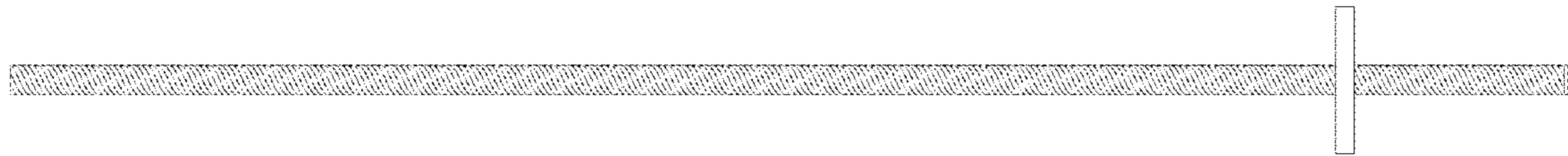


FIG. 2




FIG. 3

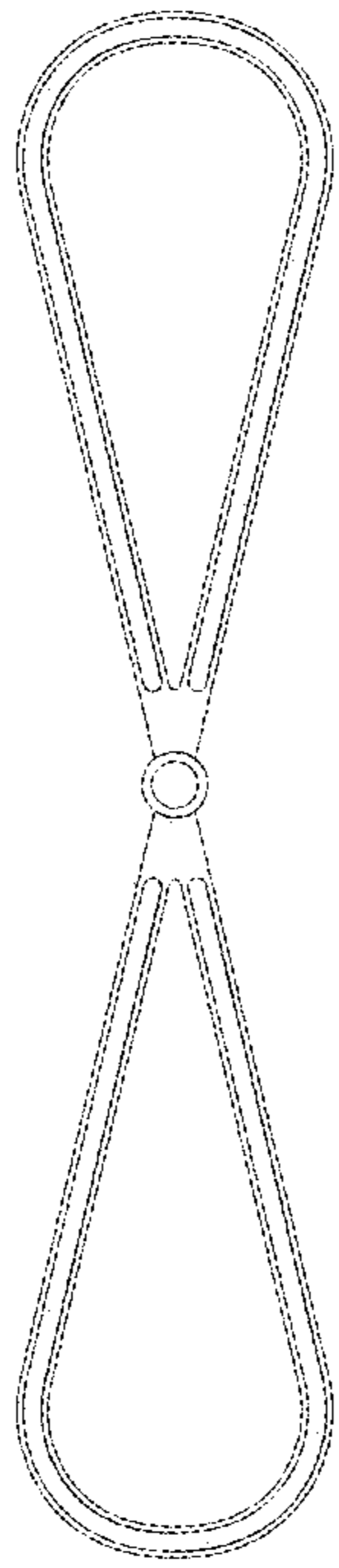


FIG. 4