



US00D977687S

(12) **United States Design Patent**  
**Duncan et al.**

(10) **Patent No.:** **US D977,687 S**

(45) **Date of Patent:** **\*\* Feb. 7, 2023**

(54) **FLOORING TILE**

(71) Applicant: **Shaw Industries Group, Inc.**, Dalton, GA (US)

(72) Inventors: **Reesie Duncan**, Dalton, GA (US);  
**Linsay Bittinger**, Cartersville, GA (US)

(73) Assignee: **SHAW INDUSTRIES GROUP, INC.**, Dalton, GA (US)

(\*\*) Term: **15 Years**

(21) Appl. No.: **29/782,664**

(22) Filed: **May 7, 2021**

(51) **LOC (14) Cl.** ..... **25-01**

(52) **U.S. Cl.**  
USPC ..... **D25/163**; D5/49

(58) **Field of Classification Search**  
USPC ..... D25/138, 163, 149; D5/49  
CPC ..... A47G 27/0275; A47G 27/02; B32B 2471/02; E04F 15/02; E04F 15/022; E04F 15/02405; E04F 15/12; E04F 15/02177; E04B 5/32; E04B 5/17; E04B 5/43; E04C 2002/005; E04C 2/16; B44F 9/04  
See application file for complete search history.

(56) **References Cited**

**U.S. PATENT DOCUMENTS**

D98,746 S *	2/1936	Miller	.....	D5/49
7,083,841 B2 *	8/2006	Oakey	.....	B44C 1/28 428/44
8,298,654 B2 *	10/2012	Kim	.....	B32B 17/04 156/256
8,316,604 B2 *	11/2012	Thiers	.....	E04F 15/02033 52/578
9,211,024 B2 *	12/2015	Oakey	.....	A47G 27/0481
9,622,609 B2 *	4/2017	Duncan	.....	A47G 27/0475
D788,948 S *	6/2017	Kugler	.....	D25/138
D814,665 S *	4/2018	Grzeskowiak, II	.....	D25/149
9,976,304 B2 *	5/2018	Lu	.....	B29C 43/40

(Continued)

*Primary Examiner* — Doris Clark

(74) *Attorney, Agent, or Firm* — Ballard Spahr LLP

(57) **CLAIM**

The ornamental design for a flooring tile, as shown and described.

**DESCRIPTION**

This patent application contains at least one drawing/photograph executed in color. Copies of any issued patent based on this application with color drawing(s)/photograph(s) will be provided by the Office upon request and payment of the necessary

FIG. 1 is a top plan view of a flooring tile in accordance with a first embodiment of our design;

FIG. 2 is a top plan view of a flooring tile in accordance with a second embodiment of our design;

FIG. 3 is a top plan view of a flooring tile in accordance with a third embodiment of our design;

FIG. 4 is a top plan view of a flooring tile in accordance with a fourth embodiment of our design;

FIG. 5 is a top plan view of a flooring tile in accordance with a fifth embodiment of our design;

FIG. 6 is a top plan view of a flooring tile in accordance with a sixth embodiment of our design;

FIG. 7 is a top plan view of a flooring tile in accordance with a seventh embodiment of our design;

FIG. 8 is a top plan view of a flooring tile in accordance with an eighth embodiment of our design;


FIG. 9 is a top plan view of a flooring tile in accordance with a ninth embodiment of our design;

FIG. 10 is a top plan view of a flooring tile in accordance with a tenth embodiment of our design;

FIG. 11 is a top plan view of a flooring tile in accordance with an eleventh embodiment of our design; and,

FIG. 12 is a top plan view of a flooring tile in accordance with a twelfth embodiment of our design.

**1 Claim, 12 Drawing Sheets**  
**(12 of 12 Drawing Sheet(s) Filed in Color)**



(56)

**References Cited**

U.S. PATENT DOCUMENTS

10,118,311 B2 \* 11/2018 Thiers ..... B27N 3/00  
D923,825 S \* 6/2021 Culp ..... D25/163

\* cited by examiner




FIG. 1




FIG. 2




FIG. 3




FIG. 4




FIG. 5




FIG. 6






FIG. 7




FIG. 8




FIG. 9




FIG. 10




FIG. 11




FIG. 12