



US00D977686S

(12) **United States Design Patent** (10) **Patent No.:** **US D977,686 S**
Duncan et al. (45) **Date of Patent:** **** Feb. 7, 2023**

(54) **FLOOR COVERING**

(71) Applicant: **Shaw Industries Group, Inc.**, Dalton, GA (US)

(72) Inventors: **Reesie Duncan**, Dalton, GA (US);
Linsay Bittinger, Cartersville, GA (US)

(73) Assignee: **SHAW INDUSTRIES GROUP, INC.**, Dalton, GA (US)

(**) Term: **15 Years**

(21) Appl. No.: **29/782,663**

(22) Filed: **May 7, 2021**

(51) **LOC (14) Cl.** **25-01**

(52) **U.S. Cl.**
USPC **D25/163; D5/49**

(58) **Field of Classification Search**
USPC **D25/138, 163, 149; D5/49**

(Continued)

(56) **References Cited**

U.S. PATENT DOCUMENTS

D98,746 S * 2/1936 Miller D5/49
7,083,841 B2 * 8/2006 Oakey B44C 1/28
428/44

(Continued)

Primary Examiner — Doris Clark

(74) *Attorney, Agent, or Firm* — Ballard Spahr LLP

(57) **CLAIM**

The ornamental design for a floor covering, as shown and described.

DESCRIPTION

This patent application contains at least one drawing/photograph executed in color. Copies of any issued patent based

on this application with color drawing(s)/photograph(s) will be provided by the Office upon request and payment of the necessary fee.

FIG. 1 is a top plan view of a floor covering in accordance with a first embodiment of our design;

FIG. 2 is a top plan view of a floor covering in accordance with a second embodiment of our design;

FIG. 3 is a top plan view of a floor covering in accordance with a third embodiment of our design;

FIG. 4 is a top plan view of a floor covering in accordance with a fourth embodiment of our design;

FIG. 5 is a top plan view of a floor covering in accordance with a fifth embodiment of our design;

FIG. 6 is a top plan view of a floor covering in accordance with a sixth embodiment of our design;

FIG. 7 is a top plan view of a floor covering in accordance with a seventh embodiment of our design;

FIG. 8 is a top plan view of a floor covering in accordance with an eighth embodiment of our design;

FIG. 9 is a top plan view of a floor covering in accordance with a ninth embodiment of our design;

FIG. 10 is a top plan view of a floor covering in accordance with a tenth embodiment of our design;

FIG. 11 is a top plan view of a floor covering in accordance with an eleventh embodiment of our design;

FIG. 12 is a top plan view of a floor covering in accordance with a twelfth embodiment of our design;

FIG. 13 is a top plan view of a floor covering in accordance with a thirteenth embodiment of our design;

FIG. 14 is a top plan view of a floor covering in accordance with a fourteenth embodiment of our design;

FIG. 15 is a top plan view of a floor covering in accordance with a fifteenth embodiment of our design;

FIG. 16 is a top plan view of a floor covering in accordance with a sixteenth embodiment of our design;

FIG. 17 is a top plan view of a floor covering in accordance with a seventeenth embodiment of our design;

FIG. 18 is a top plan view of a floor covering in accordance with an eighteenth embodiment of our design;

FIG. 19 is a top plan view of a floor covering in accordance with a nineteenth embodiment of our design;

FIG. 20 is a top plan view of a floor covering in accordance with a twentieth embodiment of our design;

(Continued)




FIG. 21 is a top plan view of a floor covering in accordance with a twenty-first embodiment of our design;
FIG. 22 is a top plan view of a floor covering in accordance with a twenty-second embodiment of our design;
FIG. 23 is a top plan view of a floor covering in accordance with a twenty-third embodiment of our design; and,
FIG. 24 is a top plan view of a floor covering in accordance with a twenty-fourth embodiment of our design.
The broken lines are shown for illustrative purposes only and form no part of the claimed design.

1 Claim, 24 Drawing Sheets
(24 of 24 Drawing Sheet(s) Filed in Color)

(58) **Field of Classification Search**
CPC A47G 27/0275; A47G 27/02; B32B
2471/02; E04F 15/02; E04F 15/022; E04F
15/02405; E04F 15/12; E04F 15/02177;

E04B 5/32; E04B 5/17; E04B 5/43; E04C
2002/005; E04C 2/16; B44F 9/04

See application file for complete search history.

(56)

References Cited

U.S. PATENT DOCUMENTS

| | | | | |
|------------|------|---------|-----------------------|-------------------------|
| 8,298,654 | B2 * | 10/2012 | Kim | B32B 17/04 156/256 |
| 8,316,604 | B2 * | 11/2012 | Thiers | E04F 15/02033 52/578 |
| 9,211,024 | B2 * | 12/2015 | Oakey | A47G 27/0481 |
| 9,622,609 | B2 * | 4/2017 | Duncan | A47G 27/0475 |
| D788,948 | S * | 6/2017 | Kugler | D25/138 |
| D814,665 | S * | 4/2018 | Grzeskowiak, II | D25/149 |
| 9,976,304 | B2 * | 5/2018 | Lu | B29C 43/40 |
| 10,118,311 | B2 * | 11/2018 | Thiers | B27N 3/00 |
| D923,825 | S * | 6/2021 | Culp | D25/163 |

* cited by examiner




FIG. 1




FIG. 2




FIG. 3




FIG. 4




FIG. 5




FIG. 6




FIG. 7




FIG. 8




FIG. 9




FIG. 10




FIG. 11




FIG. 12




FIG. 13




FIG. 14




FIG. 15




FIG. 16




FIG. 17




FIG. 18




FIG. 19




FIG. 20




FIG. 21




FIG. 22




FIG. 23




FIG. 24