



US00D977675S

(12) **United States Design Patent** (10) **Patent No.:** **US D977,675 S**
Young et al. (45) **Date of Patent:** **** Feb. 7, 2023**

(54) **POOL**
(71) Applicant: **Stoked Stainless Limited**, Wanaka (NZ)
(72) Inventors: **Daniel Young**, Albert Town (NZ); **Jeffrey Andrew Horton**, Albert Town (NZ)
(73) Assignee: **Stoked Stainless Limited**, Wanaka (NZ)
(**) Term: **15 Years**
(21) Appl. No.: **29/763,854**
(22) Filed: **Dec. 24, 2020**
(51) **LOC (14) Cl.** **25-03**
(52) **U.S. Cl.**
USPC **D25/2; D24/204**
(58) **Field of Classification Search**
USPC D25/2; D23/277; D24/204, 205; 4/488, 4/541.6, 904, 506
CPC E04H 4/00; E04H 4/0018; E04H 4/144; A61H 33/00
See application file for complete search history.

D509,902 S * 9/2005 Sullivan D25/2
D509,903 S * 9/2005 Sullivan D25/2
D510,630 S * 10/2005 Sullivan D25/2
D530,402 S * 10/2006 Soulier D23/280.1
D683,468 S * 5/2013 Gill D25/2
D685,500 S * 7/2013 Sullivan D25/2
(Continued)

FOREIGN PATENT DOCUMENTS

CA 52655 * 3/1984
CA 185334 * 2/2020
(Continued)

Primary Examiner — Brett Miller
Assistant Examiner — Jasmine L. Comedy
(74) *Attorney, Agent, or Firm* — Brannon Sowers & Cracraft PC; Kevin R. Edman

(57) **CLAIM**

The ornamental design for a pool, as shown and described.

DESCRIPTION

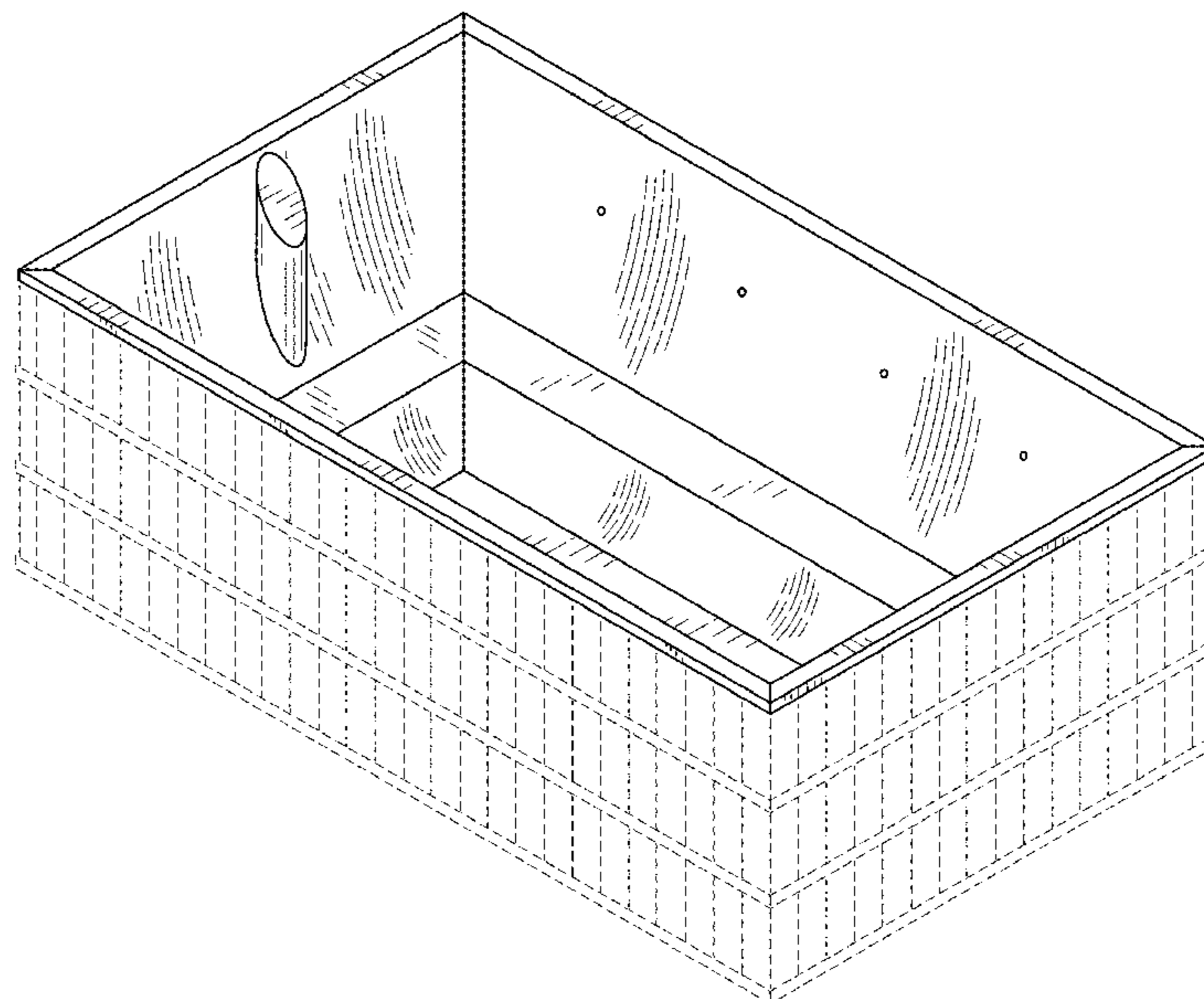
FIG. 1 is a top plan view of the pool.
FIG. 2 is a perspective view of the pool of FIG. 1 from above.
FIG. 3 is a bottom view of FIG. 2 showing the bottom of the frame in broken lines.
FIG. 4 is a side sectional view of the pool and frame of FIG. 1 taken upon view lines A-A of FIG. 7.
FIG. 5 is side sectional view of the pool and frame of FIG. 1 taken upon view lines B-B of FIG. 6.
FIG. 6 is an end view of the top edge of the pool and the frame of FIG. 1, the front and back end views being identical; and,
FIG. 7 is a side view of the top edge of the pool and the frame of FIG. 1, the left and right side views being identical.
The broken lines represent the frame of the pool and form no part of the claimed design.

1 Claim, 7 Drawing Sheets

(56) **References Cited**

U.S. PATENT DOCUMENTS

D251,201 S * 2/1979 Mathis D23/277
D251,610 S * 4/1979 Moltke D24/205
D254,206 S * 2/1980 Ogden D23/277
D254,870 S * 4/1980 Ogden D24/204
D275,608 S * 9/1984 Sullivan D25/2
D286,568 S * 11/1986 Kingsley D23/277
D308,574 S * 6/1990 D’Innocente D24/204
D321,923 S * 11/1991 Ross D24/204
D323,025 S * 1/1992 Jacuzzi D23/280.1
D362,049 S * 9/1995 Jacuzzi D23/277
D408,548 S * 4/1999 Sullivan D25/2
D485,603 S * 1/2004 Lyons D23/277



(56)

References Cited

U.S. PATENT DOCUMENTS

D694,865 S * 12/2013 Licini D23/277
D791,966 S * 7/2017 Pain D25/2
D794,212 S * 8/2017 Pain D25/2
D794,213 S * 8/2017 Pain D25/2
D794,824 S * 8/2017 Pain D25/2
D800,341 S * 10/2017 Pain D25/2
D851,781 S * 6/2019 Khamis D25/2
2005/0172394 A1* 8/2005 Ciechanowski A47K 3/125
4/575.1
2022/0127869 A1* 4/2022 Wallner E04H 4/0031

FOREIGN PATENT DOCUMENTS

CH 1444550001 * 2/2019
EM 003056472-0001 * 4/2016
EM 003793686-0019 * 4/2017
FR 876637 * 1/2011

* cited by examiner

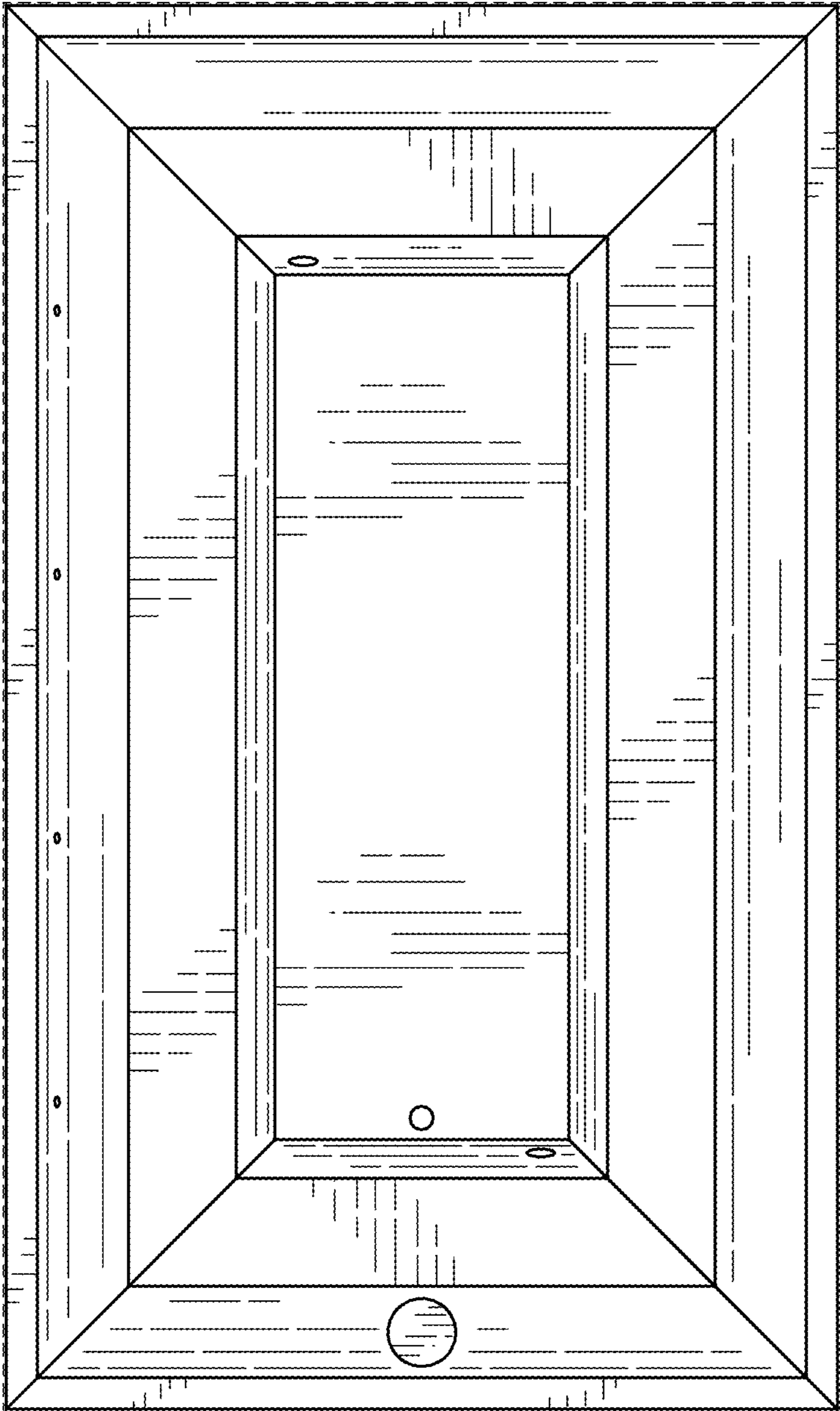


FIG.1

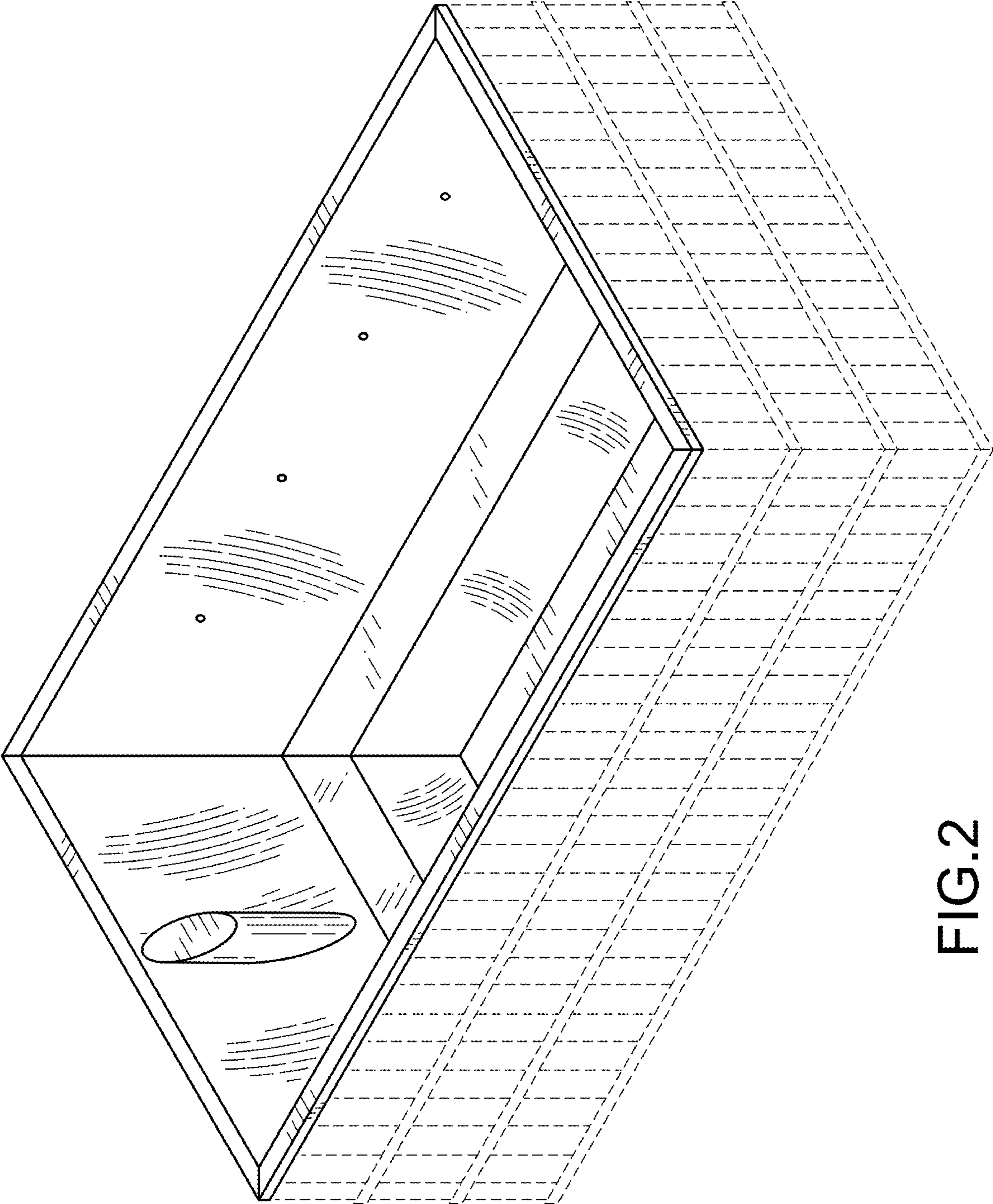


FIG.2




FIG. 3

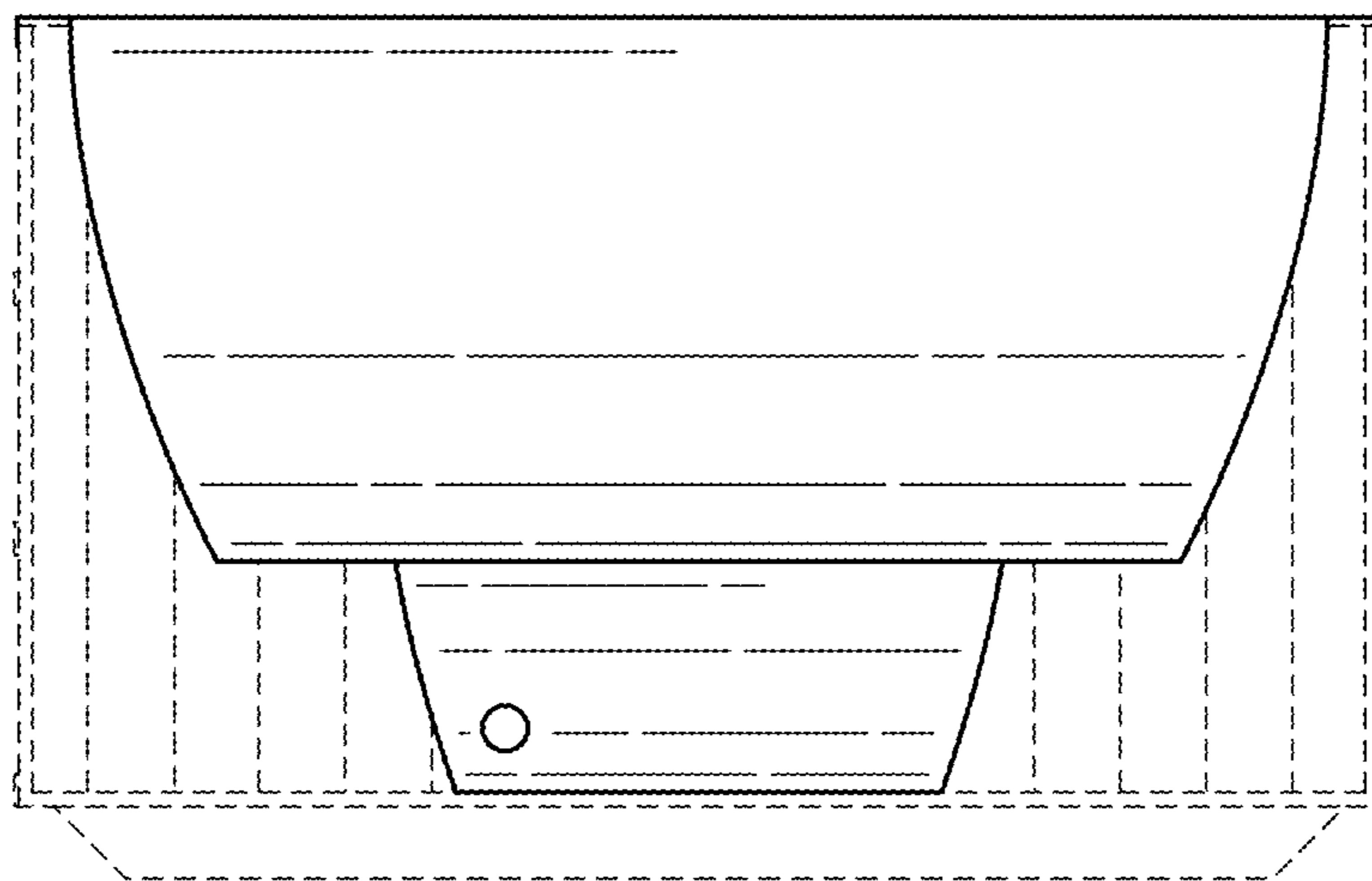


FIG.4

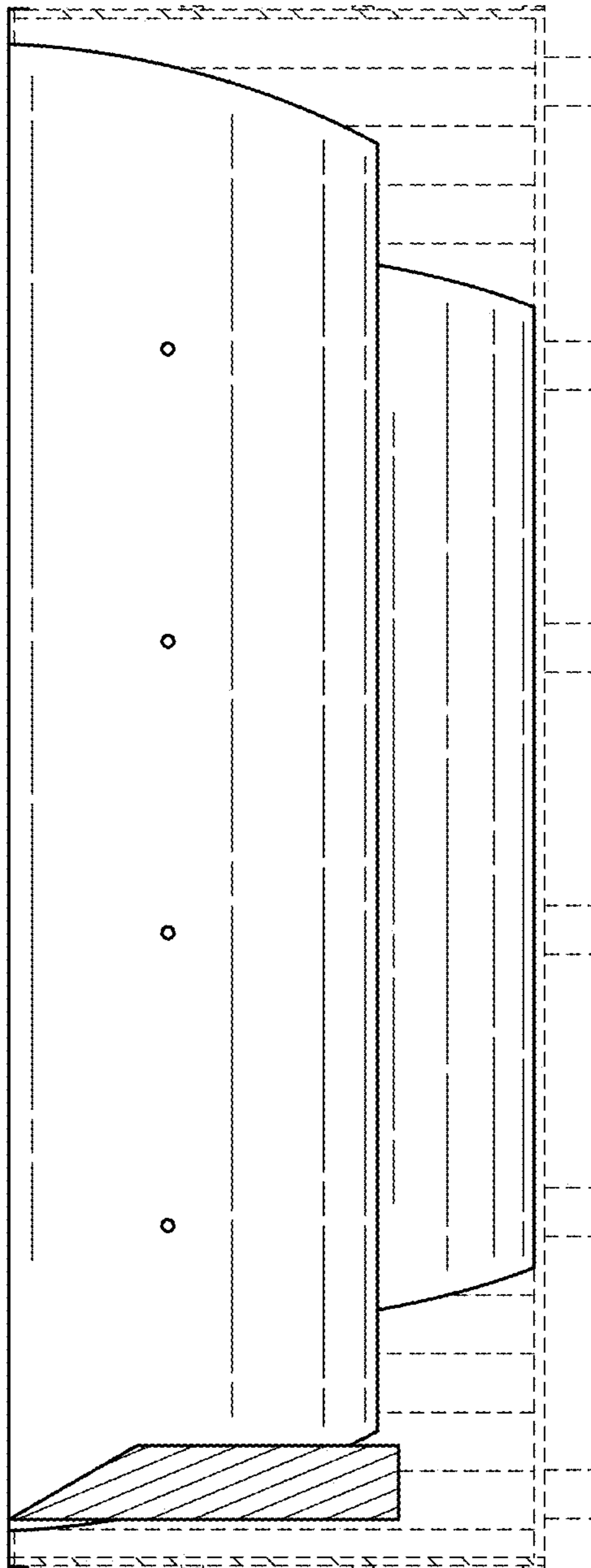


FIG.5

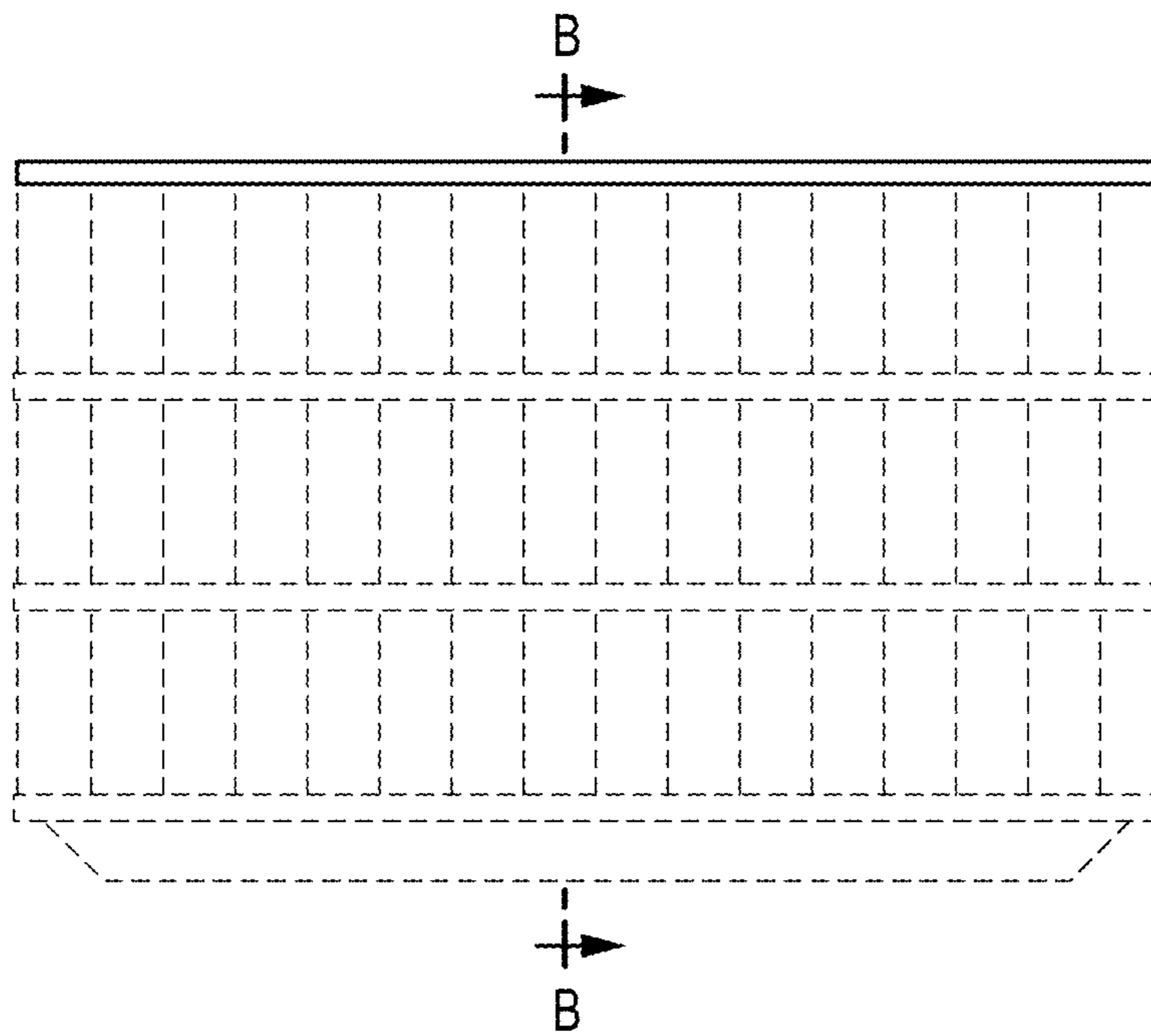


FIG.6

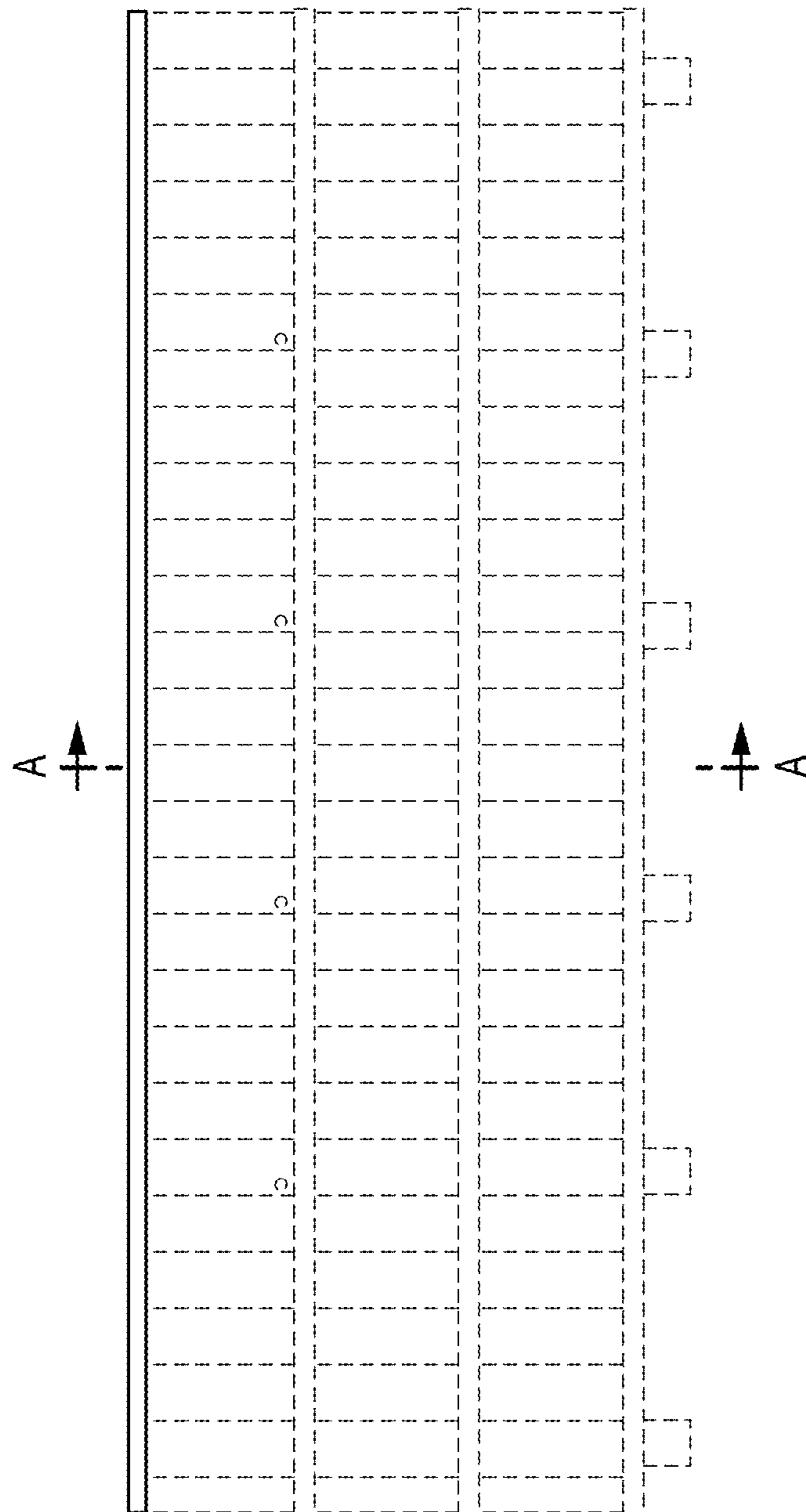


FIG.7