



US00D977673S

(12) **United States Design Patent** (10) **Patent No.:** **US D977,673 S**
Lei et al. (45) **Date of Patent:** **** Feb. 7, 2023**

(54) **TEST CARD**
(71) Applicant: **Zhejiang Orient Gene Biotech Co., Ltd, Zhejiang (CN)**
(72) Inventors: **Siyu Lei, Zhejiang (CN); Jianqiu Fang, Zhejiang (CN)**
(73) Assignee: **ZHEJIANG ORIENT GENE BIOTECH CO., LTD, Huzhou (CN)**

D677,389 S * 3/2013 Koivulehto D24/186
D895,140 S * 9/2020 Heron D24/225
D921,219 S * 6/2021 Johnson D24/224
D954,982 S * 6/2022 Ye D24/223
D959,015 S * 7/2022 Fang D24/223
2015/0064800 A1* 3/2015 Chance G01N 33/86
436/501
2016/0369323 A1* 12/2016 Revilla B01L 3/5027
2018/0015457 A1* 1/2018 McGuinness B01F 25/50
2018/0356393 A1* 12/2018 Piasio G01N 27/3272

(**) Term: **15 Years**
(21) Appl. No.: **29/797,122**
(22) Filed: **Jun. 29, 2021**

FOREIGN PATENT DOCUMENTS

CN 201930195946.1 * 11/2019

(30) **Foreign Application Priority Data**

Mar. 26, 2021 (CN) 202130166216.6

(51) **LOC (14) Cl.** **24-02**
(52) **U.S. Cl.**
USPC **D24/225; D24/223**

(58) **Field of Classification Search**
USPC D24/107, 121-123, 216, 217, 219,
D24/223-227, 229-232; D10/81;
D9/523, 547, 549, 550, 724, 732
CPC B01J 2220/64; B01L 3/14; B01L
3/021-0237; B01L 3/508-50825; B01L
3/52-523; B01L 3/502; G01F 11/02;
G01N 21/6428; G01N 33/50; G01N
33/49; G01N 33/6854

See application file for complete search history.

(56) **References Cited**

U.S. PATENT DOCUMENTS

5,384,264 A * 1/1995 Chen G01N 33/54366
436/805
7,553,675 B2 * 6/2009 Jerome G01N 33/558
436/514
D660,977 S * 5/2012 Wagner D24/223

OTHER PUBLICATIONS

What you need to know about buying (and using) Germany's new at-home Covid-19 tests. Online, published date Mar. 4, 2021. Retrieved on Sep. 12, 2022 from URL: <https://www.thelocal.de/20210304/what-you-need-to-know-about-buying-and-using-germanys-new-at-home-covid-19-tests/>.*

* cited by examiner

Primary Examiner — Omeed Agilee
(74) *Attorney, Agent, or Firm* — NZ Carr Law Office

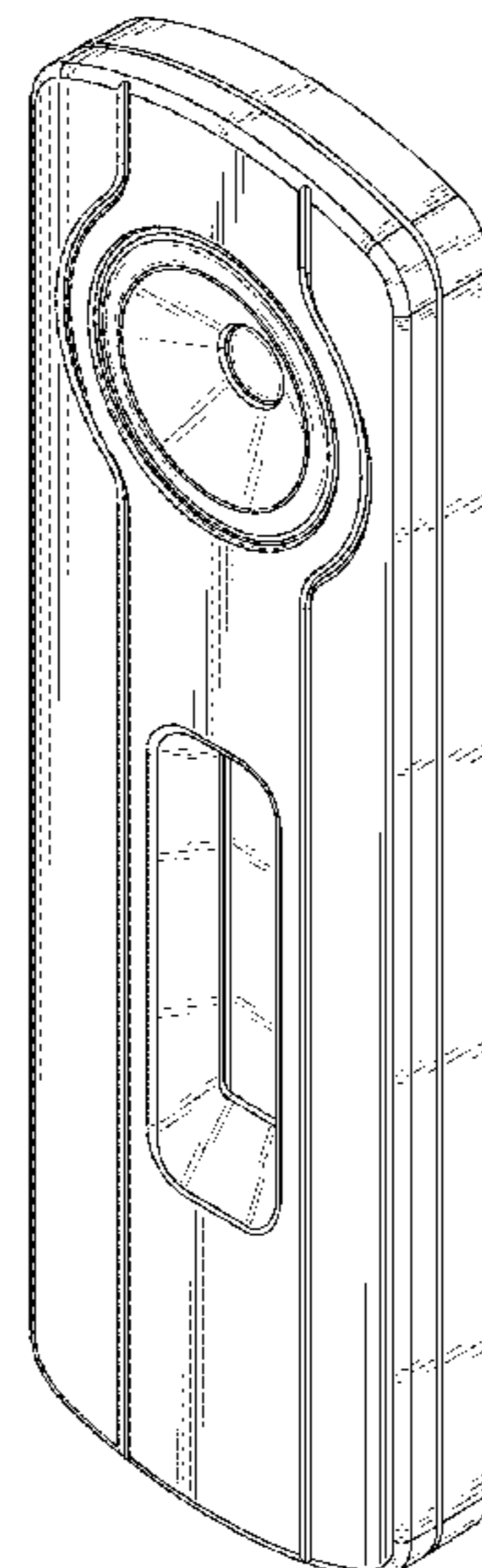
(57) **CLAIM**

We claim the ornamental design for a test card, as shown and described.

DESCRIPTION

FIG. 1 is a perspective view of a test card of our design;
FIG. 2 is a front view thereof;
FIG. 3 is a rear side view thereof;
FIG. 4 is a left side view thereof;
FIG. 5 is a right view thereof;
FIG. 6 is a top view thereof; and,
FIG. 7 is a bottom view thereof.

1 Claim, 7 Drawing Sheets



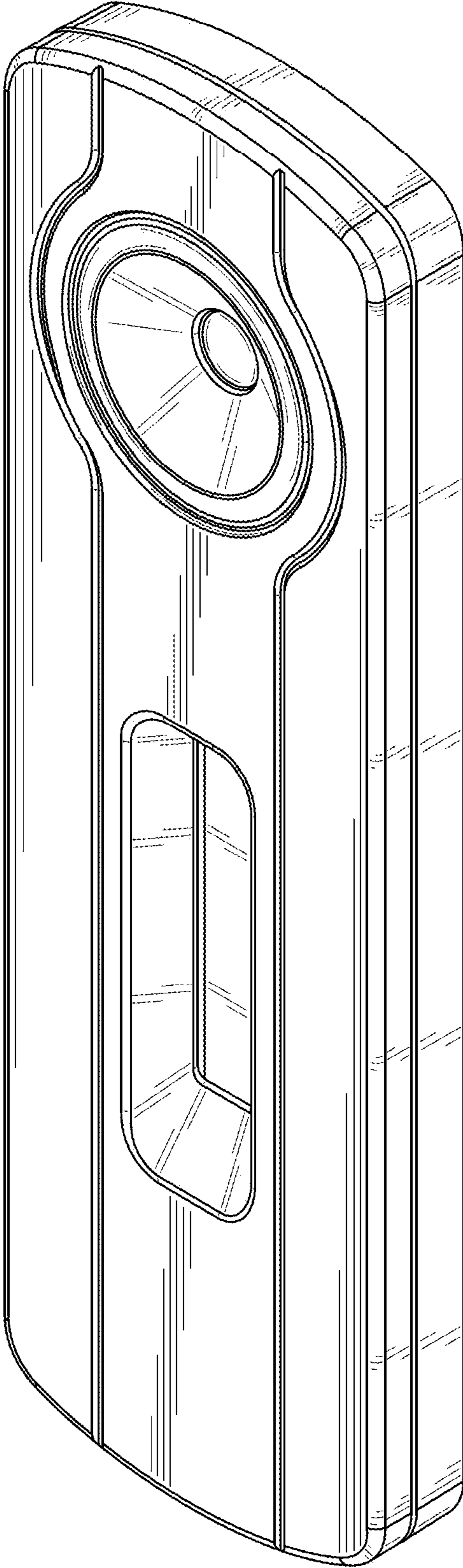


FIG. 1

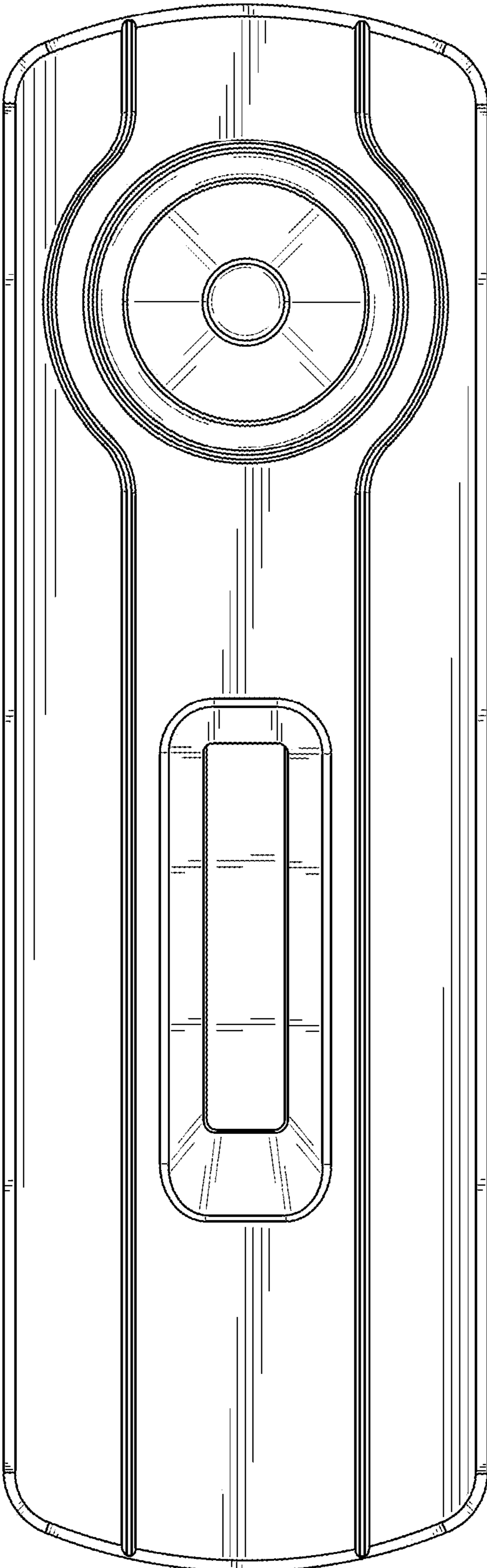


FIG. 2

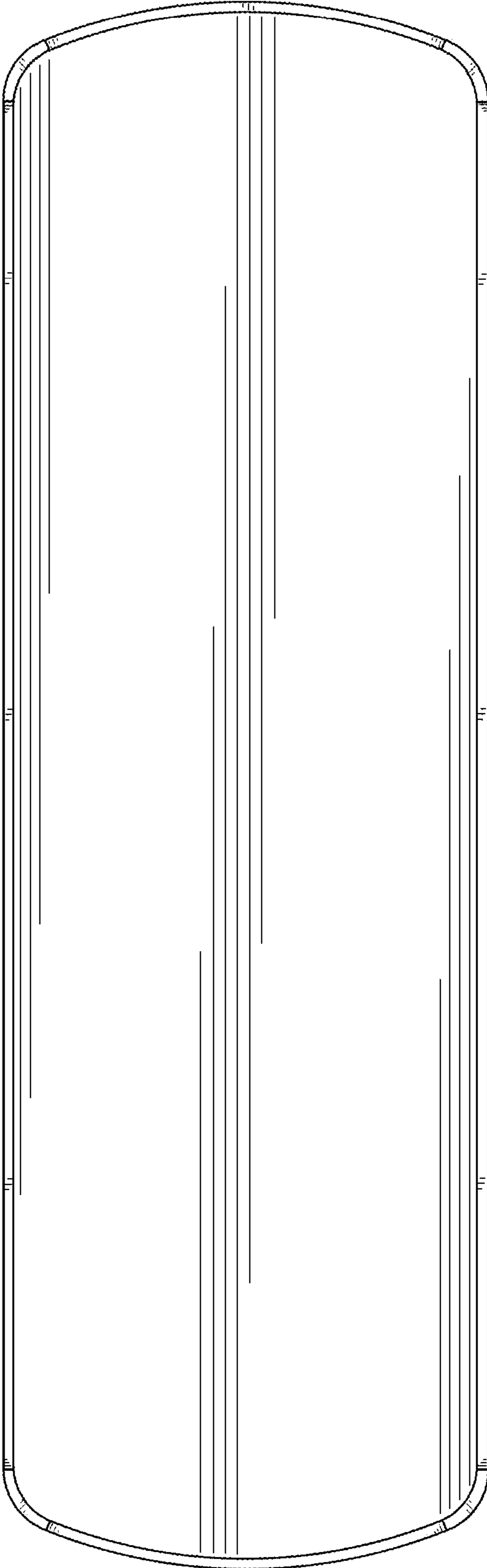


FIG. 3

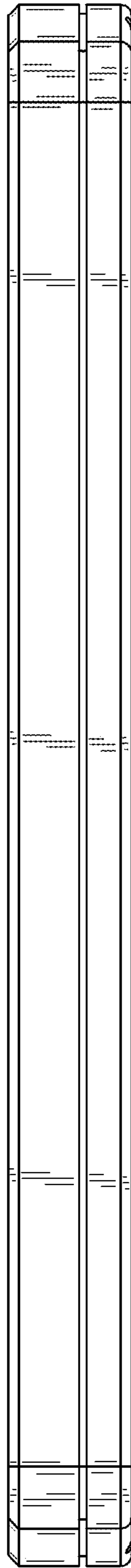


FIG. 4

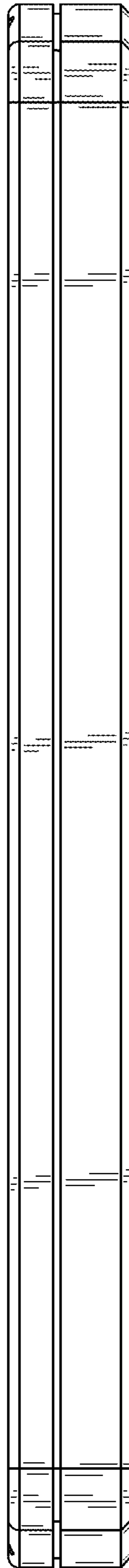


FIG. 5

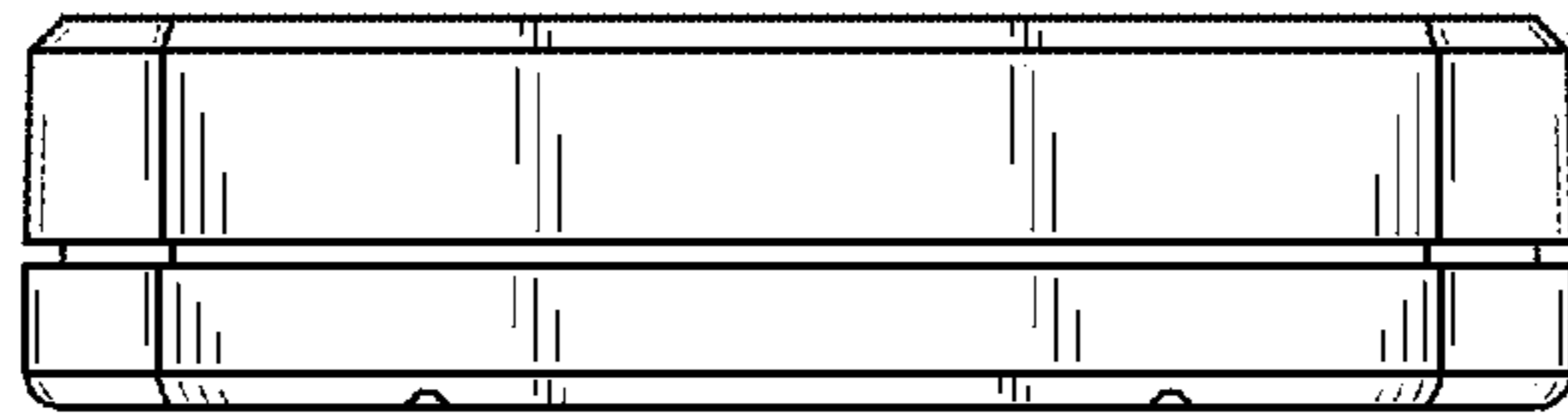


FIG. 6

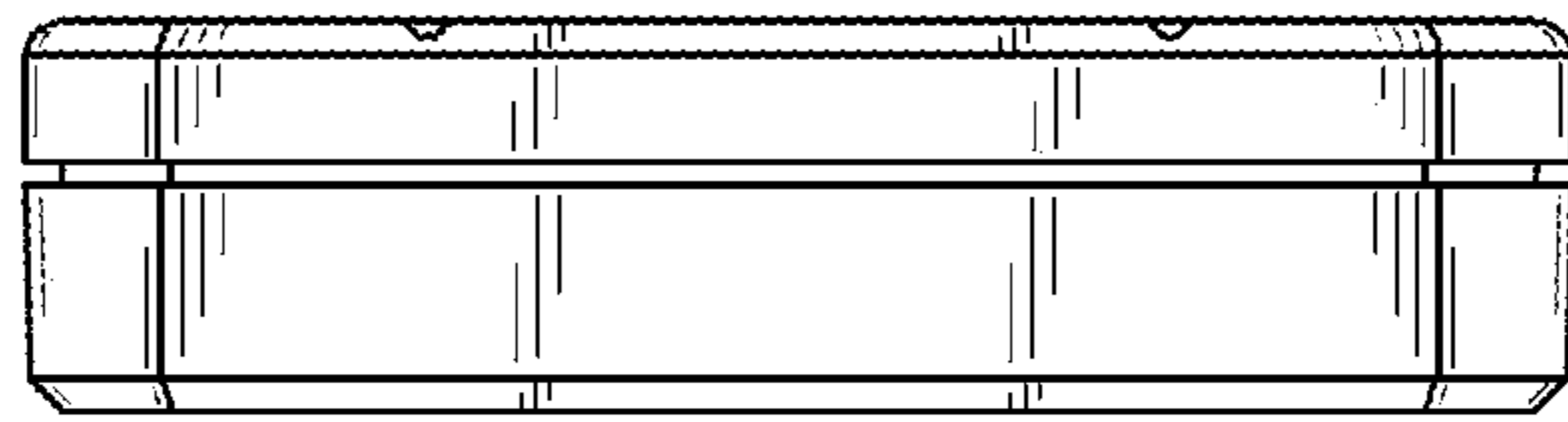


FIG. 7