



US00D977670S

(12) **United States Design Patent** (10) **Patent No.:** **US D977,670 S**
Godfrin et al. (45) **Date of Patent:** **** Feb. 7, 2023**

(54) **GRID BOX FOR HIGH-CAPACITY STORAGE**

(71) Applicant: **Michael Godfrin**, Coventry, RI (US)

(72) Inventors: **Michael Philip Godfrin**, Narragansett, RI (US); **Michael Franzblau**, Scituate, RI (US)

(73) Assignee: **NanoSoft, LLC**, Coventry, RI (US)

(**) Term: **15 Years**

(21) Appl. No.: **29/775,189**

(22) Filed: **Mar. 22, 2021**

(51) **LOC (14) Cl.** **24-02**

(52) **U.S. Cl.**
USPC **D24/224**

(58) **Field of Classification Search**
USPC D24/107, 108, 121, 186, 216–232;
D3/203.1, 203.2, 202; D10/81; D9/434,
D9/435, 436, 449, 452
CPC G01N 1/42; G01N 23/225; H01J 37/26;
H01J 37/20
See application file for complete search history.

(56) **References Cited**

U.S. PATENT DOCUMENTS

D327,849 S *	7/1992	Armstrong	D9/453
D522,145 S *	5/2006	Best	D10/81
D600,120 S *	9/2009	Kawamura	D9/452
D616,090 S *	5/2010	Kawamura	D24/127
D616,094 S *	5/2010	Boone, III	D24/147
D657,886 S *	4/2012	Mayfield	D24/224
D659,254 S *	5/2012	Miyashita	D24/216
D720,466 S *	12/2014	Edding	D24/223
D767,162 S *	9/2016	Schimmel	D24/226
D827,765 S *	9/2018	Ward	D23/207

D931,101 S *	9/2021	Tse	D9/449
2014/0083212 A1 *	3/2014	Schryver	A01N 1/0252 73/863.11
2020/0161080 A1 *	5/2020	Chun	H01J 37/32724

OTHER PUBLICATIONS

What is Cryo-Electron Microscopy? Online, published date Apr. 12, 2022. Retrieved on Jul. 18, 2022 from URL: <https://www.azom.com/article.aspx?ArticleID=21574>.*

CRYOEM 001: Building an EM Toolkit. Online, published date Sep. 9, 2020. Retrieved on Jul. 18, 2022 from URL: https://nccat.nysbc.org/wp-content/uploads/2020/09/cryoem001-01_EMtoolkit.pdf.*

Cryo-EM Grid Preparation—Vitrification using Vitrobot Mark IV. Online, published date Dec. 6, 2020. Retrieved on Jul. 18, 2022 from URL: <https://www.youtube.com/watch?v=S4ZZDqTc4bc>.*

* cited by examiner

Primary Examiner — Omeed Agilee

(74) *Attorney, Agent, or Firm* — Cesari and McKenna, LLP; James A. Blanchette

(57) **CLAIM**

The ornamental design for a grid box for high-capacity storage, as shown and described.

DESCRIPTION

FIG. 1 is a perspective view of the top and side of a first embodiment of a grid box for high-capacity storage showing our new design;

FIG. 2 is a top view thereof;

FIG. 3 is a sectional view taken from line 3 in FIG. 2;

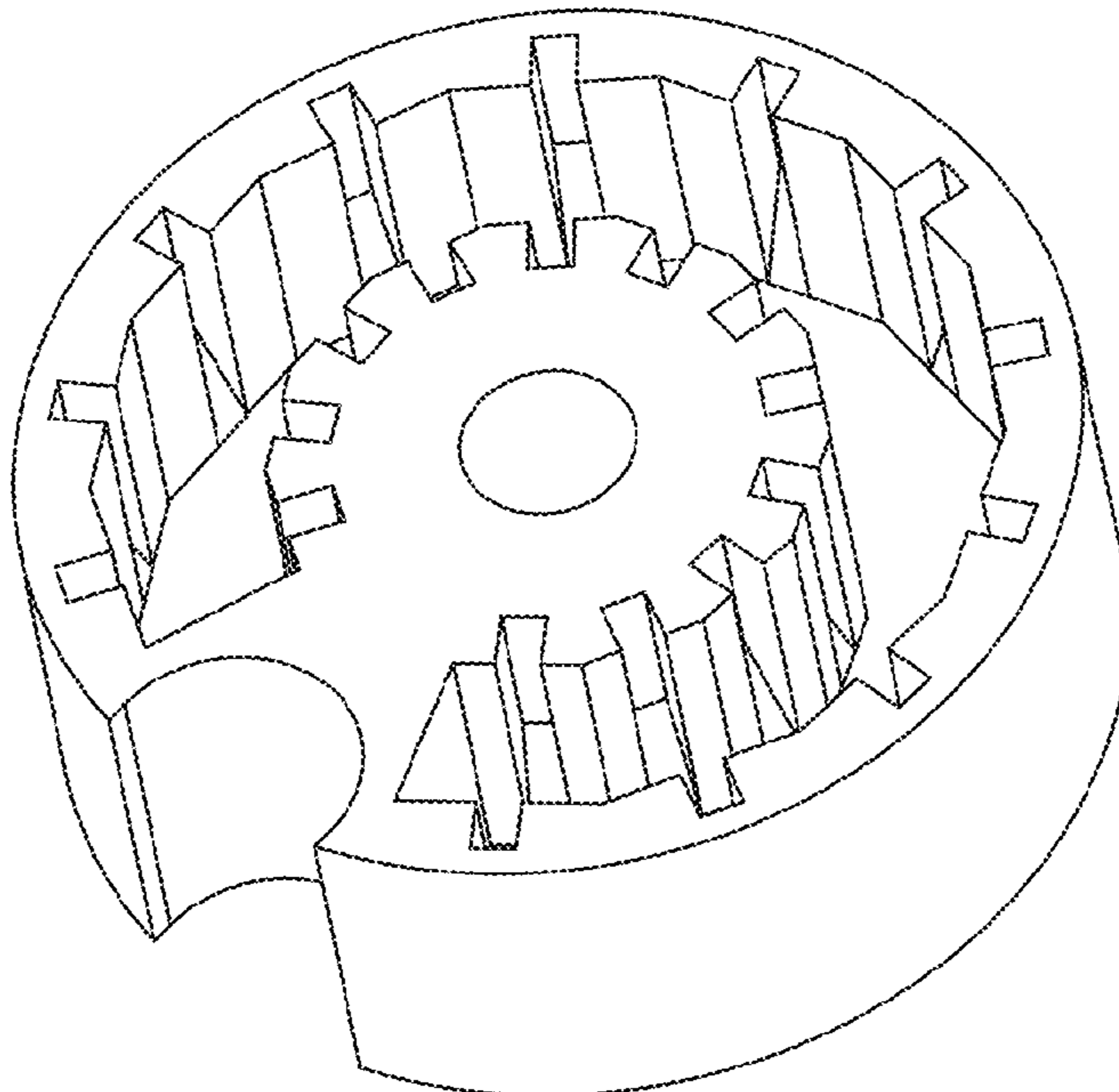
FIG. 4 is a bottom view thereof;

FIG. 5 is a perspective view thereof;

FIG. 6 is a perspective view of the top and side of a second embodiment of a grid box for high-capacity storage; and,

FIG. 7 is a perspective view of the bottom thereof.

1 Claim, 7 Drawing Sheets



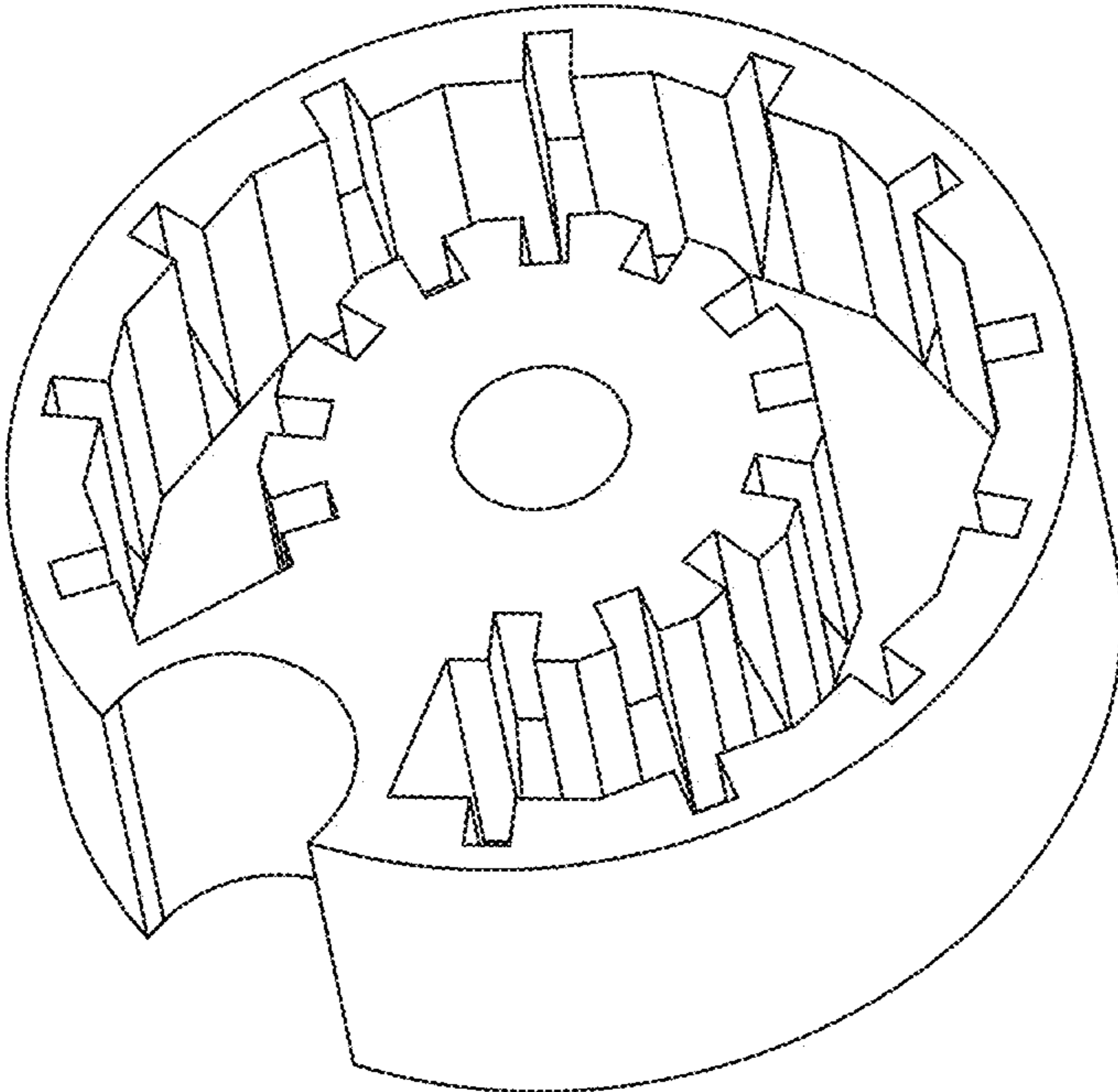


FIG. 1

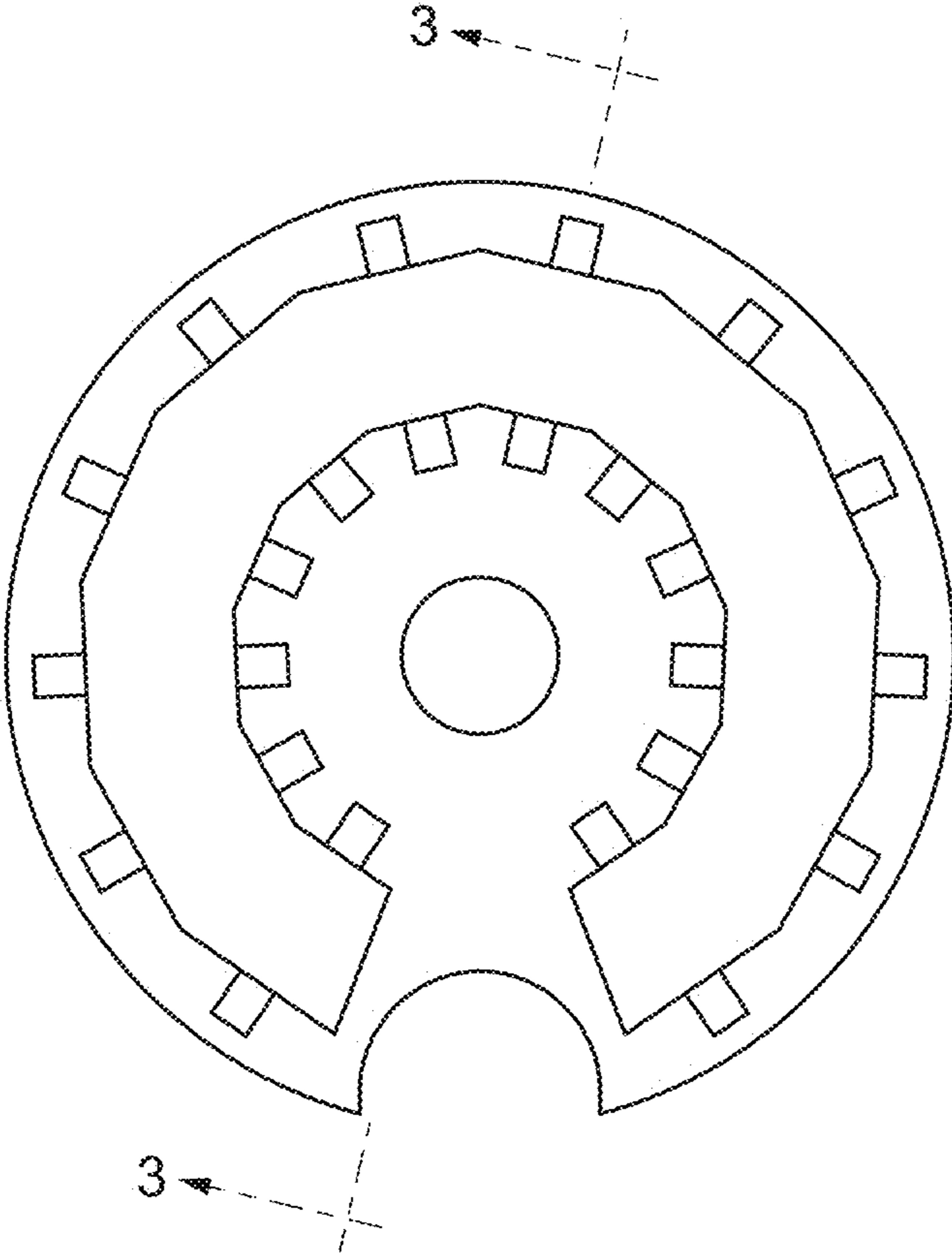


FIG. 2

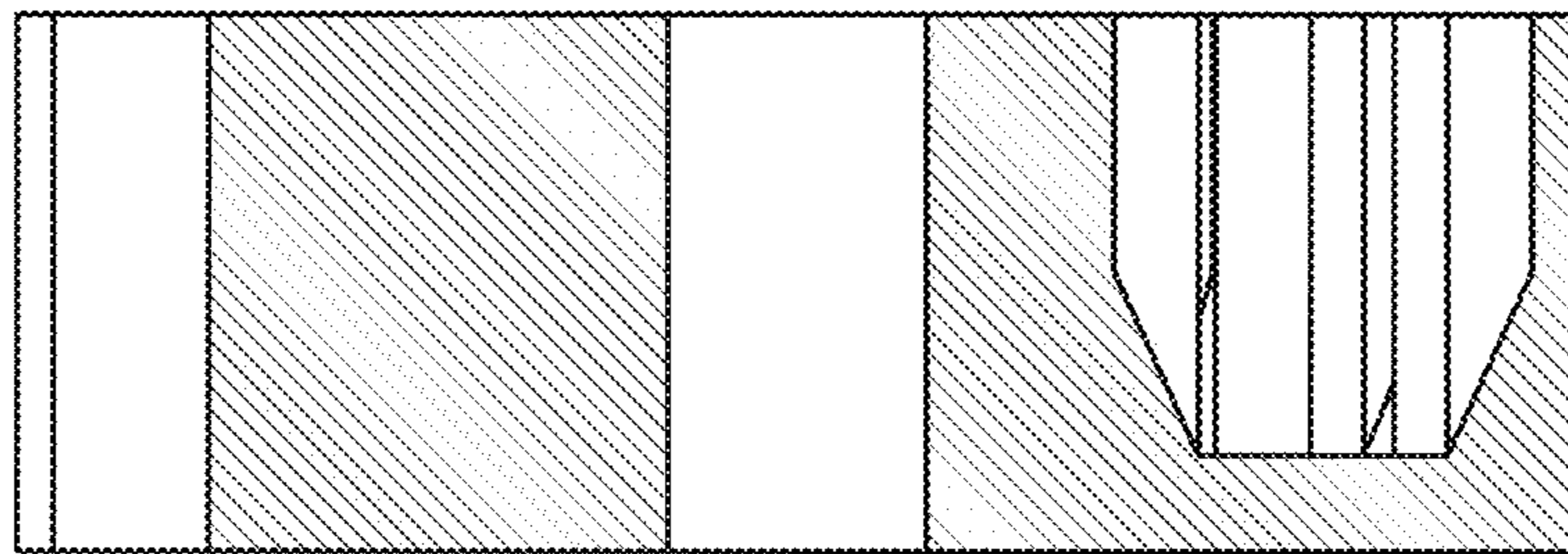


FIG. 3

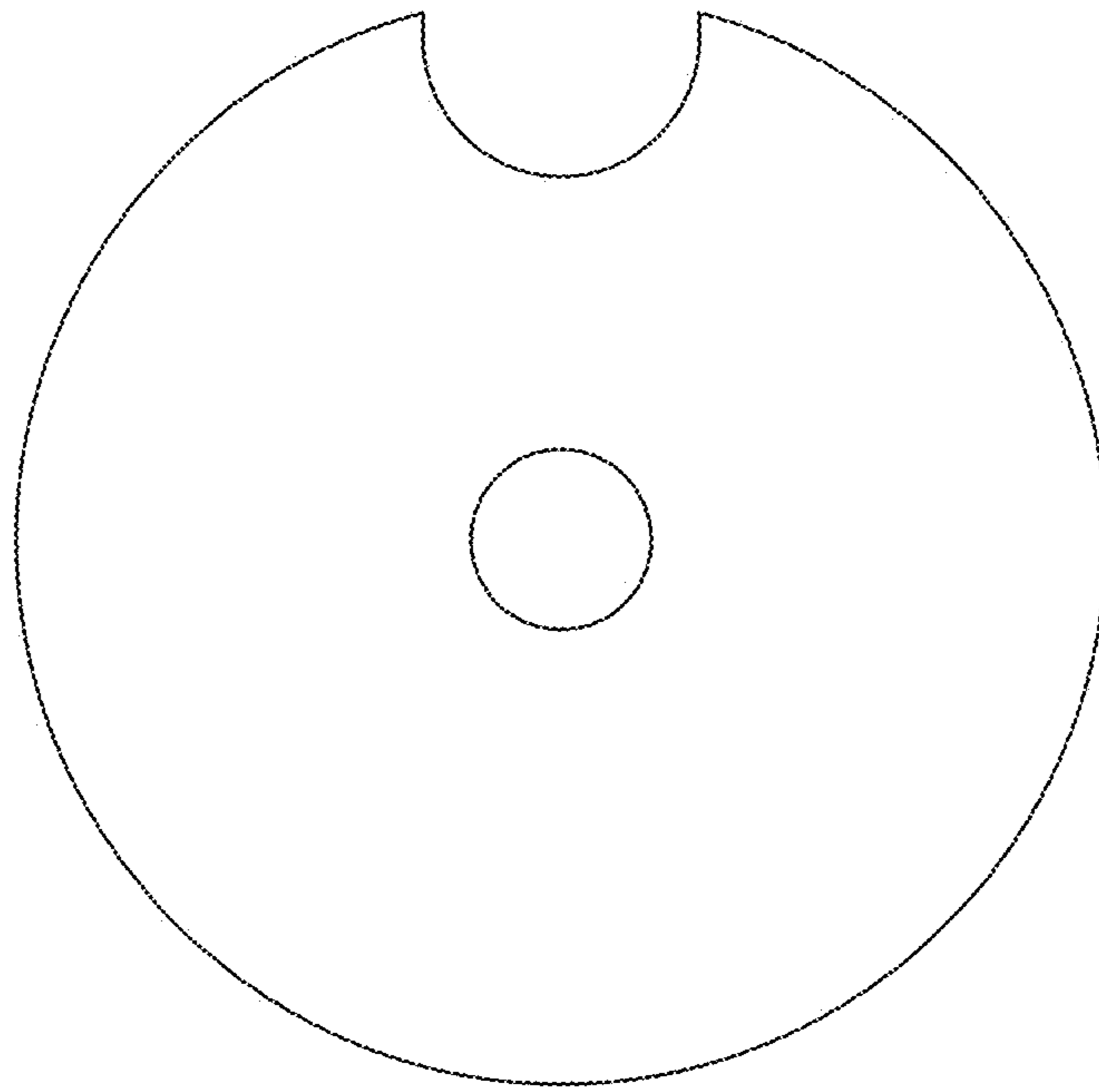


FIG. 4

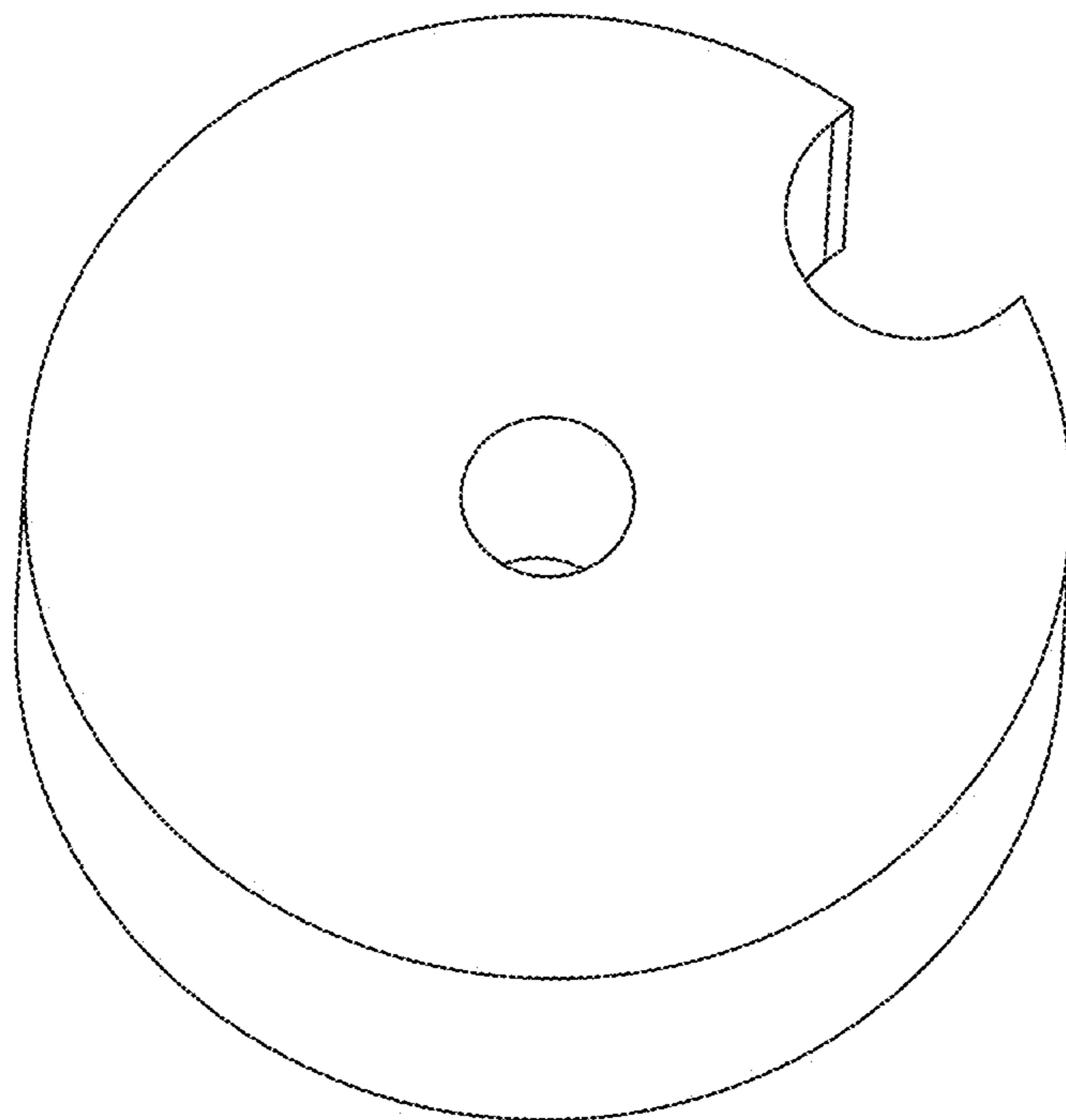


FIG. 5

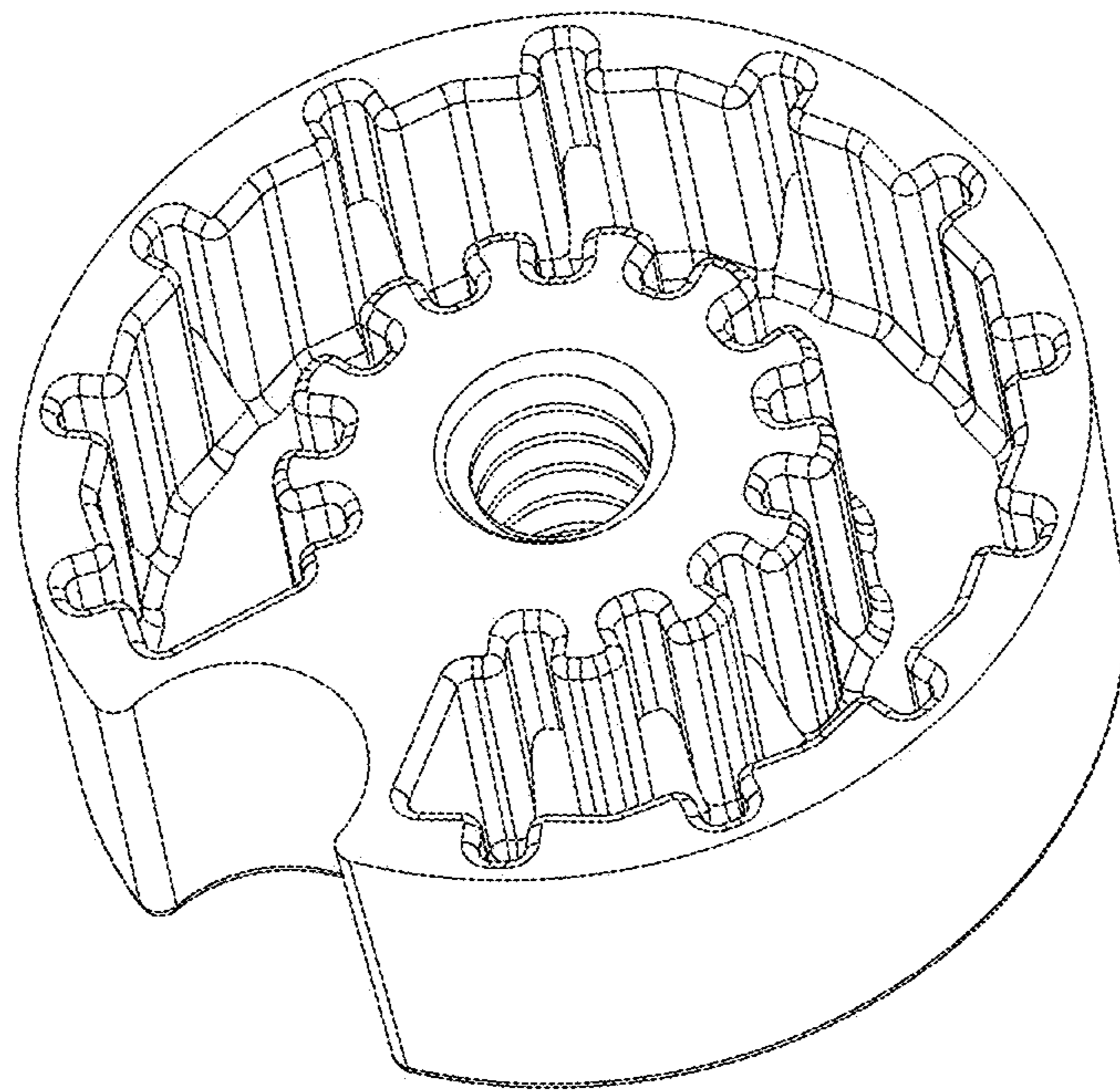


FIG. 6

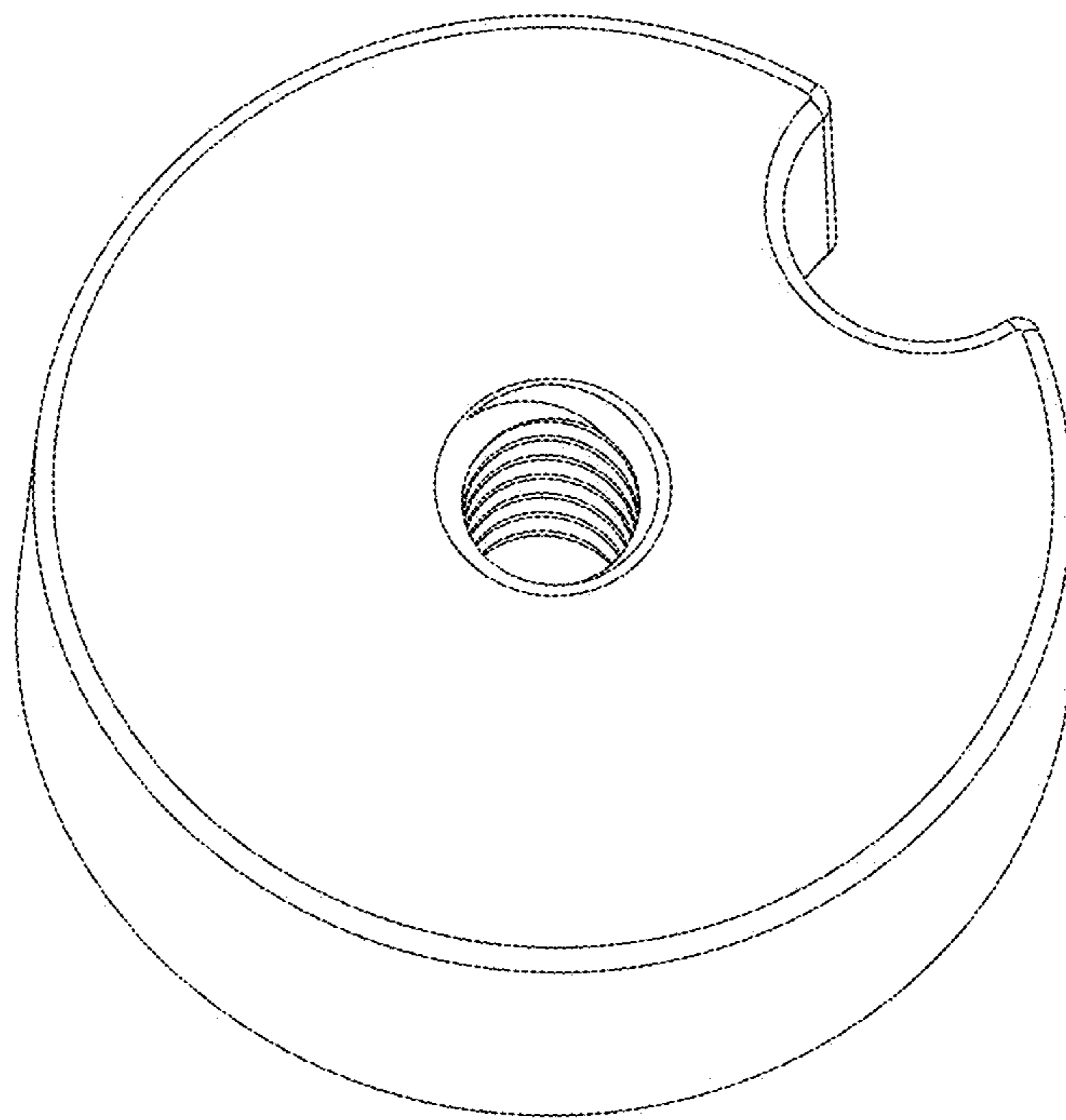


FIG. 7