



US00D977667S

(12) **United States Design Patent**
Yang

(10) **Patent No.:** **US D977,667 S**

(45) **Date of Patent:** **** Feb. 7, 2023**

(54) **FASCIA MASSAGER**

(71) Applicant: **SHENZHEN FULINYUN TECHNOLOGY CO., LTD**, Shenzhen (CN)

(72) Inventor: **Shichun Yang**, Shenzhen (CN)

(**) Term: **15 Years**

(21) Appl. No.: **29/853,498**

(22) Filed: **Sep. 16, 2022**

(30) **Foreign Application Priority Data**

Jun. 7, 2022 (CN) 202230343005.X

(51) **LOC (14) Cl.** **28-03**

(52) **U.S. Cl.**
USPC **D24/215**

(58) **Field of Classification Search**
USPC D24/215, 200, 211, 212, 213, 214, 133, D24/107, 231, 184, 209, 206; D28/7, 99; D4/116, 138, 199, 122
CPC A61H 7/00; A61H 7/003; A61H 7/004; A61H 15/00; A61H 2015/0014; A61H 2015/0021; A61H 15/0092; A61H 15/0085

See application file for complete search history.

(56) **References Cited**

U.S. PATENT DOCUMENTS

D495,803 S *	9/2004	Gough	D24/214
D699,366 S *	2/2014	Marshall	D24/215
D777,939 S *	1/2017	Black	D24/214
D790,724 S *	6/2017	Black	D24/214
D819,825 S *	6/2018	Black	D24/214
D819,826 S *	6/2018	Black	D21/662
D830,568 S *	10/2018	Black	D24/214
D863,587 S *	10/2019	Yee	D24/214
D903,140 S *	11/2020	Andrejs	D24/214

D950,090 S	4/2022	Qiu		
D956,989 S	7/2022	Ma		
D956,996 S	7/2022	Costa		
2014/0243718 A1 *	8/2014	Black	A61H 7/001 601/120
2017/0333280 A1 *	11/2017	Black	A61H 7/003
2022/0241136 A1 *	8/2022	Costa	A61H 7/007

OTHER PUBLICATIONS

KOA—Elite Fascia Massage Tool. Date: Jan. 16, 2019. [online]. [Site visited Dec. 9, 2022]. Available from Internet URL: <https://www.amazon.com/dp/B075FXVB39/> (Year: 2019).
Massagers. (Design—© Questel) orbit.com. [Online PDF compilation of references] 13 pgs. Print Dates Range Sep. 18, 2015-Jul. 2, 2022 [Retrieved Dec. 8, 2022] <https://www.orbit.com/export/UCZAH96B/pdf4/9b87d362-cf54-4ec7-bb1c-2888c5222ed8-202913.pdf> (Year: 2022).*

* cited by examiner

Primary Examiner — Susan Bennett Hattan
Assistant Examiner — Landon Thomas Cassell
(74) *Attorney, Agent, or Firm* — Rumit Ranjit Kanakia



(57) **CLAIM**

The ornamental design for a fascia massager, as shown and described.

DESCRIPTION

FIG. 1 is a first perspective view of a fascia massager showing my new design;
FIG. 2 is a second perspective view thereof;
FIG. 3 is a front view thereof;
FIG. 4 is a back view thereof;
FIG. 5 is a left side view thereof;
FIG. 6 is a right side view thereof;
FIG. 7 is a top view thereof; and,
FIG. 8 is a bottom view thereof.

1 Claim, 8 Drawing Sheets






FIG.1

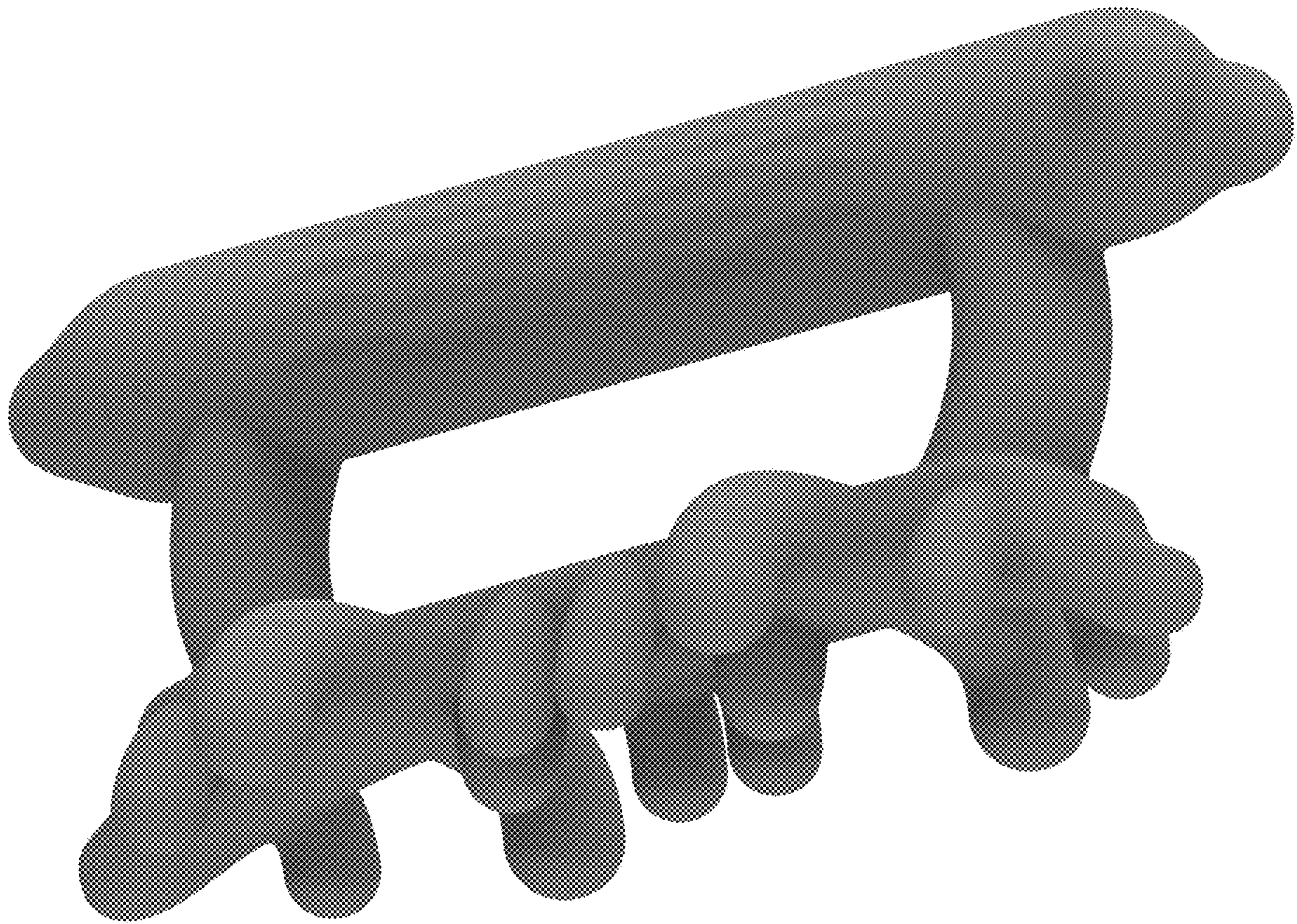


FIG.2




FIG.3

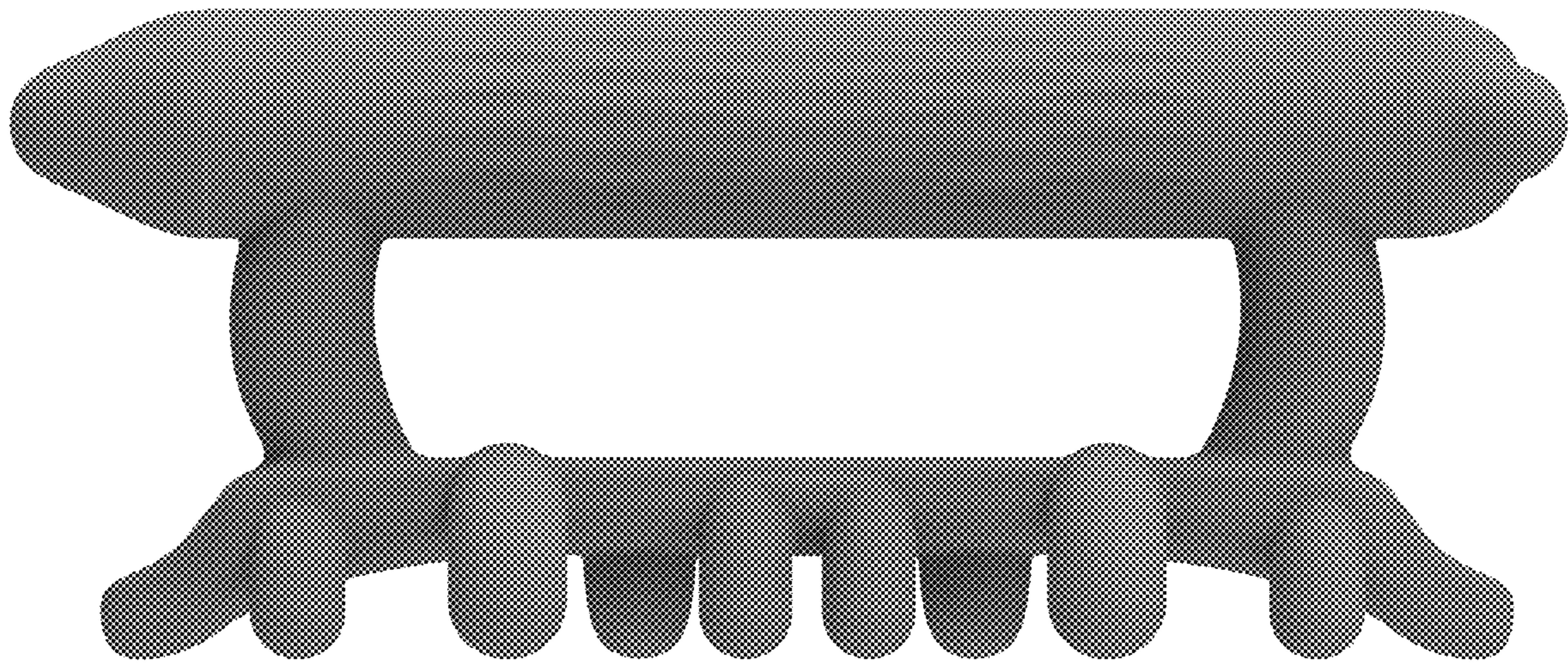


FIG.4




FIG.5




FIG.6




FIG.7

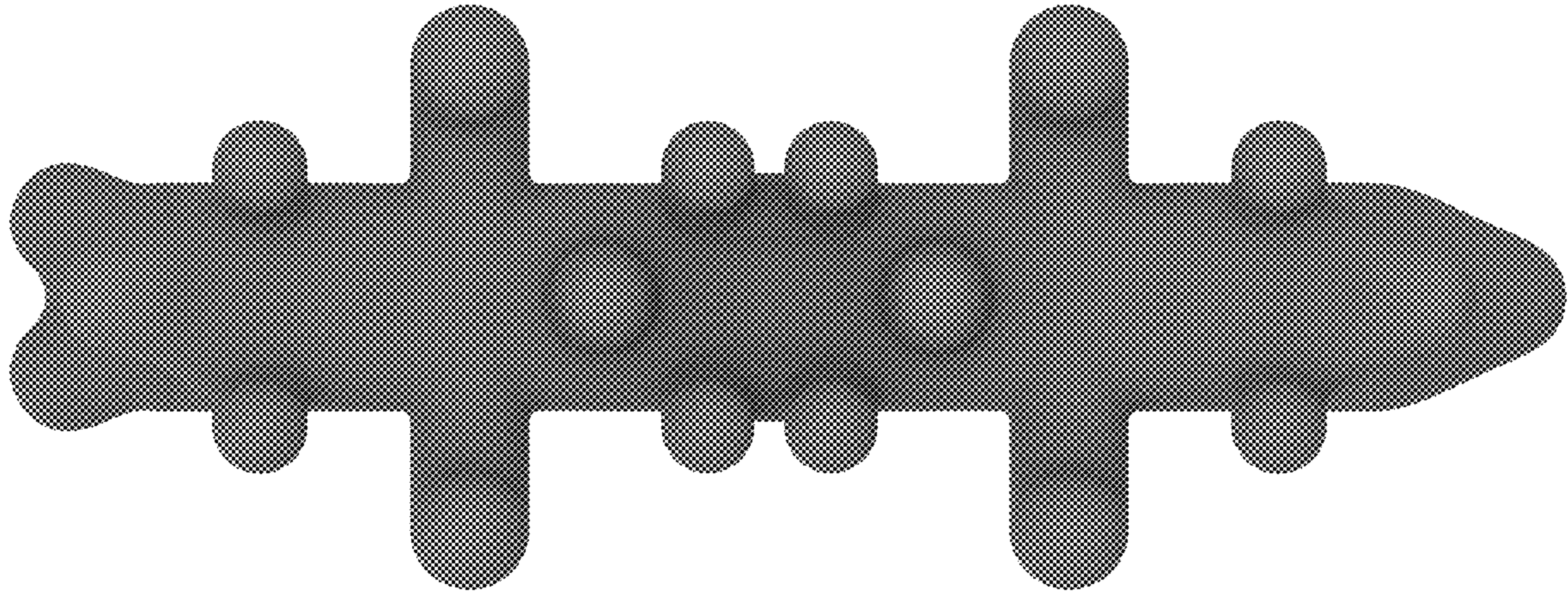


FIG.8