



US00D977645S

(12) **United States Design Patent** (10) **Patent No.:** **US D977,645 S**
Mason et al. (45) **Date of Patent:** **** Feb. 7, 2023**

(54) **ORTHOPEDIC PLATE**
(71) Applicant: **ORTHO SOLUTIONS HOLDINGS LIMITED**, Littleton, CO (US)
(72) Inventors: **Lyndon Mason**, West Kirby (GB); **Andrew Molloy**, Wirral (GB); **Geoff Lai**, Lakewood, CO (US); **Sam Adams**, Chapel Hill, NC (US); **Pedro Cosculluela**, Bellaire, TX (US); **Sean Grambart**, Des Moines, IA (US); **David Thordarson**, Los Angeles, CA (US); **Dustin Ducharme**, Littleton, CO (US); **Kevin Stamp**, Sheffield (GB); **Andrew Leither**, Akron, OH (US)

D765,844 S * 9/2016 DaCosta D24/155
D766,438 S * 9/2016 DaCosta D24/155
D766,439 S * 9/2016 DaCosta D24/155
D767,135 S * 9/2016 Paik D24/155
D767,136 S * 9/2016 Paik D24/155
D780,922 S * 3/2017 Dacosta D24/155
D780,925 S * 3/2017 DaCosta D24/155
D785,178 S * 4/2017 Kohler D24/155
D787,060 S * 5/2017 Kohler D24/155
D812,757 S * 3/2018 Barmes D24/155
10,245,088 B2 * 4/2019 Dayton A61B 17/8085
D874,003 S * 1/2020 DaCosta D24/155
D874,004 S * 1/2020 DaCosta D24/155
D874,650 S * 2/2020 Horan D24/155
D891,616 S * 7/2020 Niver D24/155
D910,178 S * 2/2021 DaCosta D24/155

(Continued)

(73) Assignee: **ORTHO SOLUTIONS HOLDINGS LIMITED**, Littleton, CO (US)

(**) Term: **15 Years**

(21) Appl. No.: **29/719,832**

(22) Filed: **Jan. 8, 2020**

(51) **LOC (14) Cl.** **24-03**

(52) **U.S. Cl.**
USPC **D24/155**
CPC **A61B 17/8014** (2013.01)

(58) **Field of Classification Search**
USPC D24/155
CPC A61B 17/8014; A61B 17/8057; A61B 17/885; A61B 17/8085; A61B 17/8061; A61B 17/8004; A61B 17/56
See application file for complete search history.

(56) **References Cited**

U.S. PATENT DOCUMENTS

D623,743 S * 9/2010 Den Hartog D24/155
8,118,846 B2 * 2/2012 Leither A61B 17/8014
606/283
9,204,912 B2 * 12/2015 Price A61B 17/8057

OTHER PUBLICATIONS

Wright, ORTHOLOC®3Di Ankle Fracture System, www.wrightmedia.com/ProductFiles/Files/PDFs/008919 EN LR LE.pdf, pp. 1-6.

(Continued)

Primary Examiner — Richard E Chilcot

(74) *Attorney, Agent, or Firm* — Hudak, Shunk & Farine Co., LPA

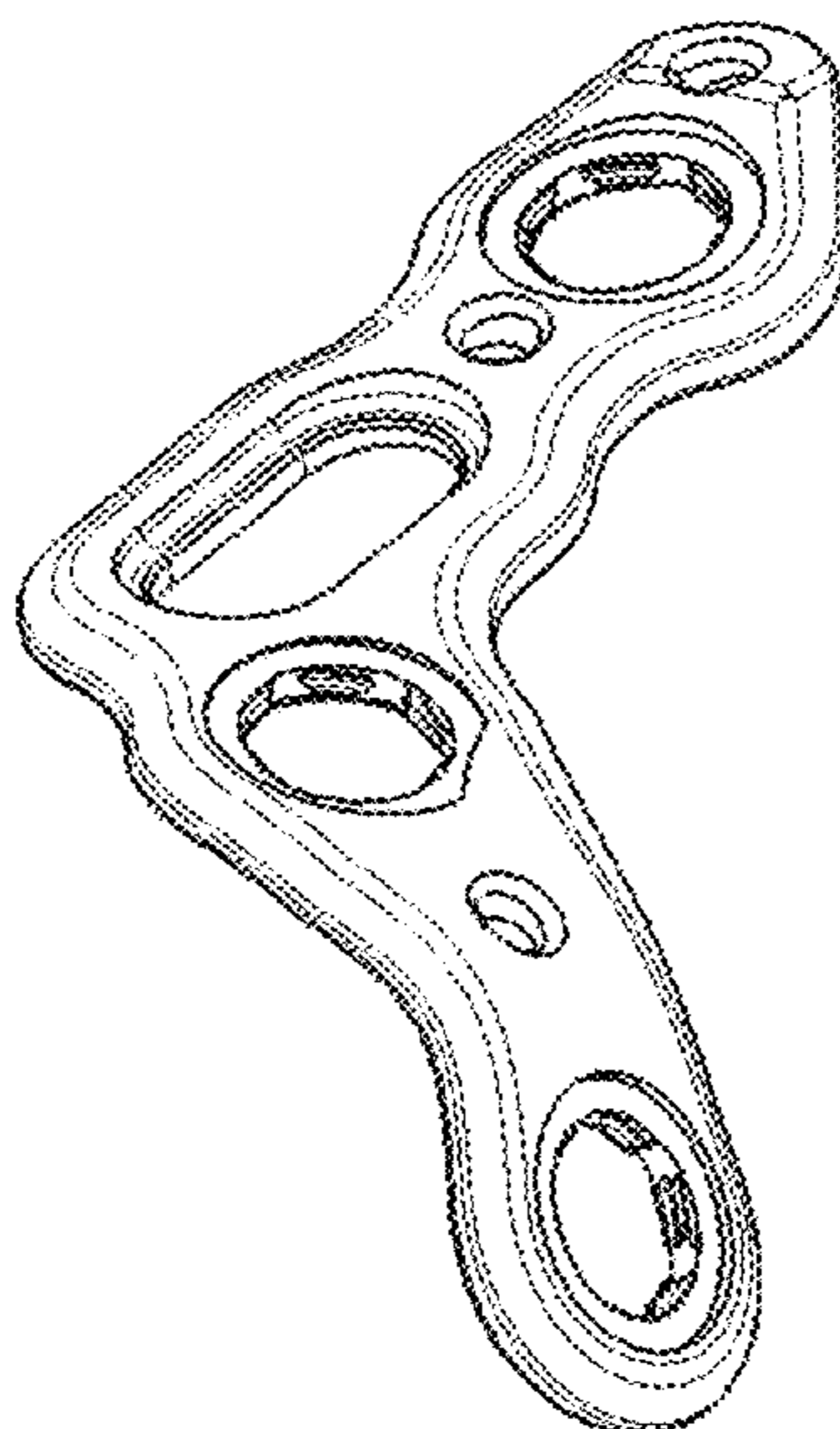
(57) **CLAIM**

The ornamental design for an “orthopedic plate”, as shown and described.

DESCRIPTION

FIG. 1 is a right top perspective view of a first embodiment of an orthopedic plate showing my new design;
FIG. 2 is a right side view thereof;
FIG. 3 is a left side view thereof;
FIG. 4 is a back side view thereof;
FIG. 5 is a front side view thereof;
FIG. 6 is a top view thereof; and,
FIG. 7 is a bottom view thereof.

1 Claim, 7 Drawing Sheets



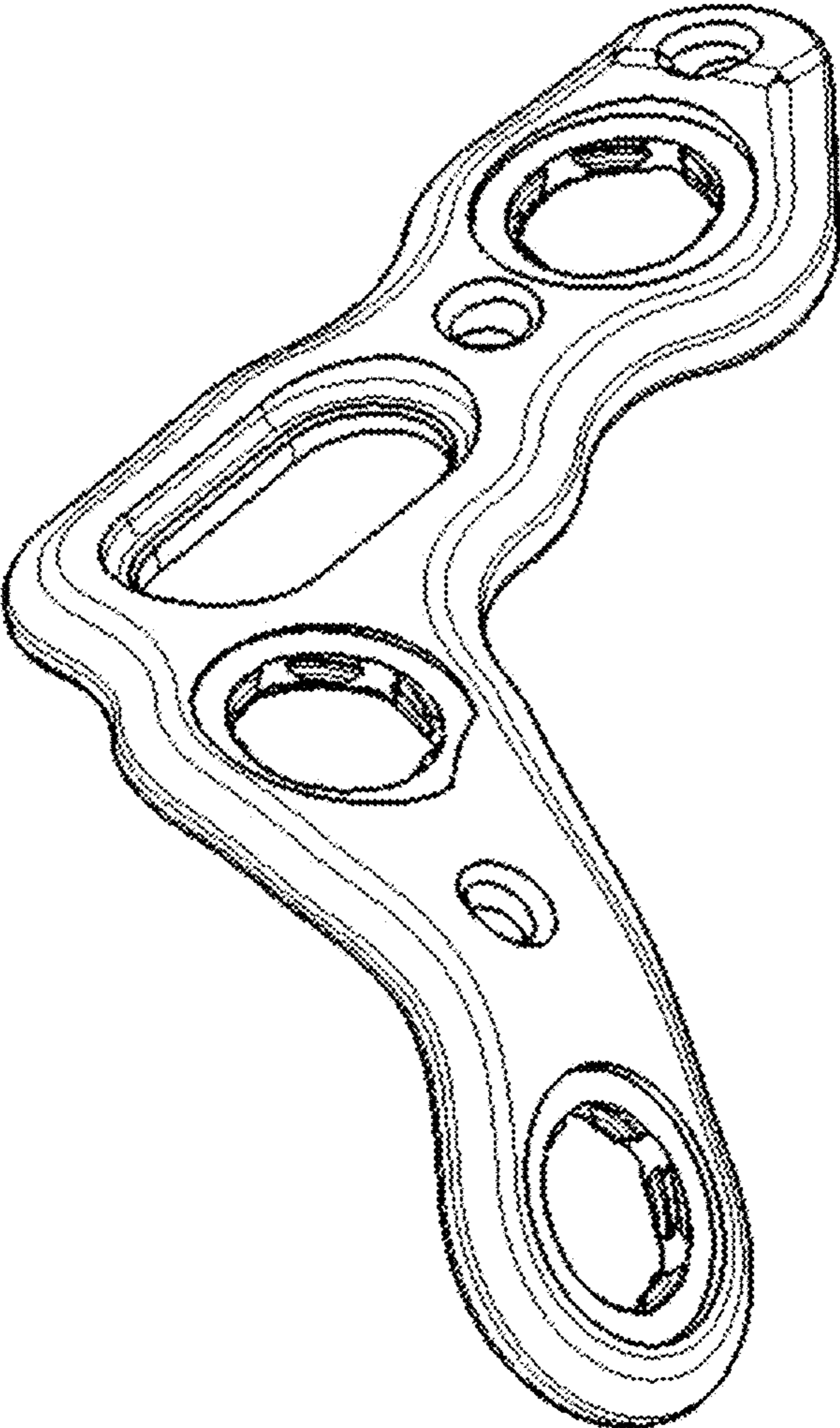


FIG. 1

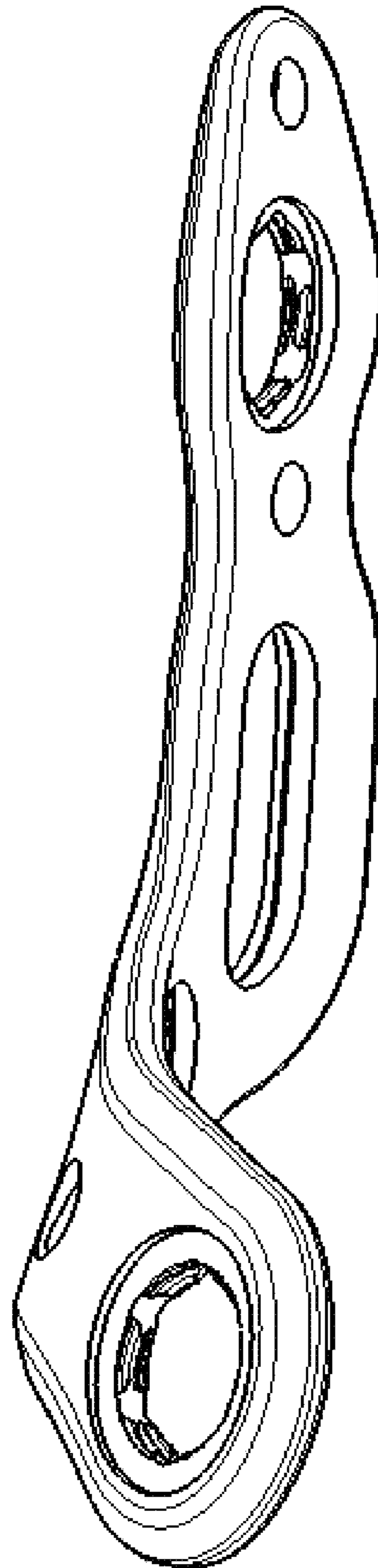


FIG. 2

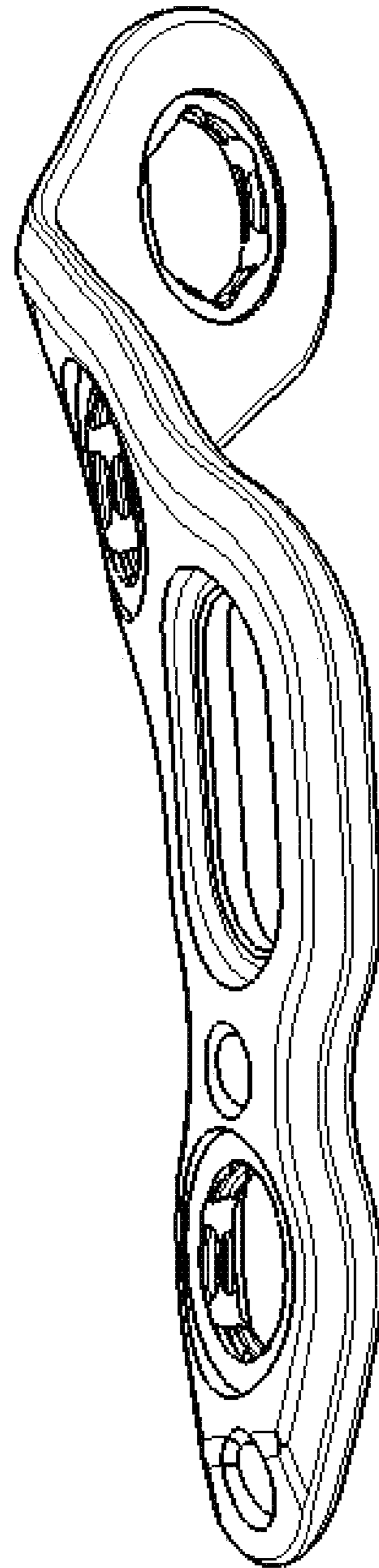


FIG. 3

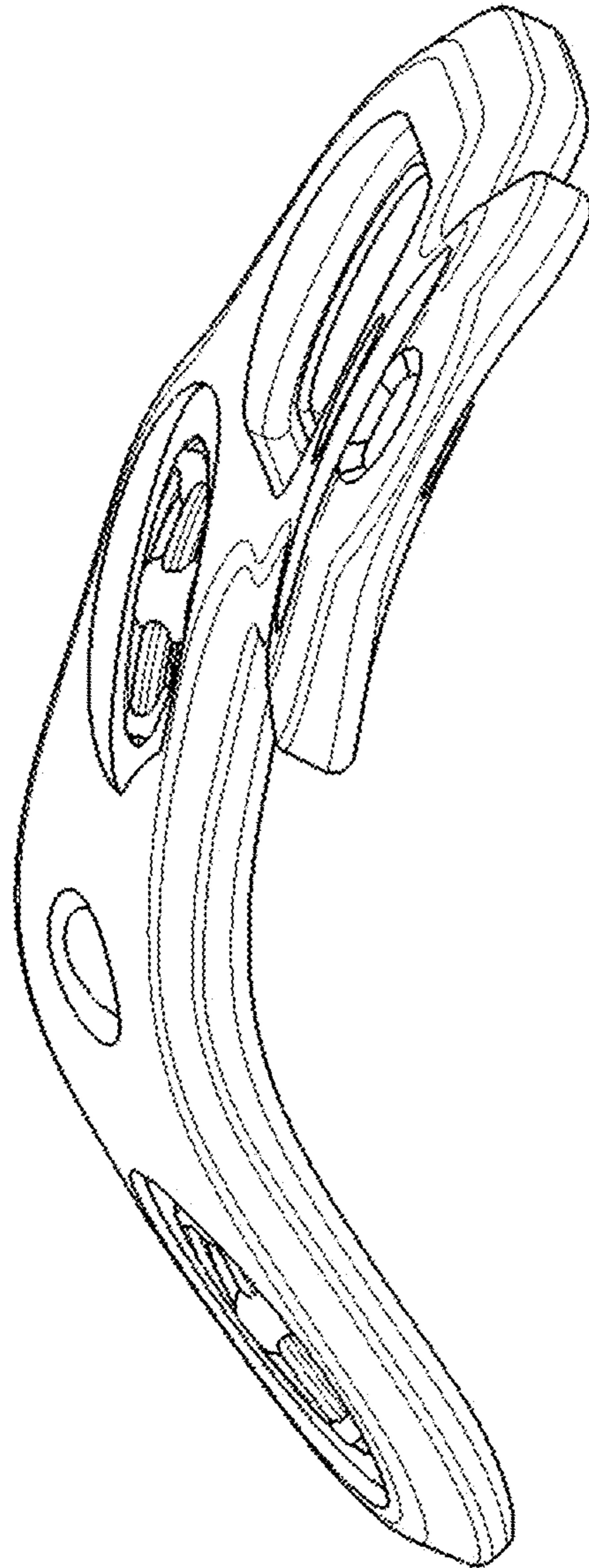


FIG. 4

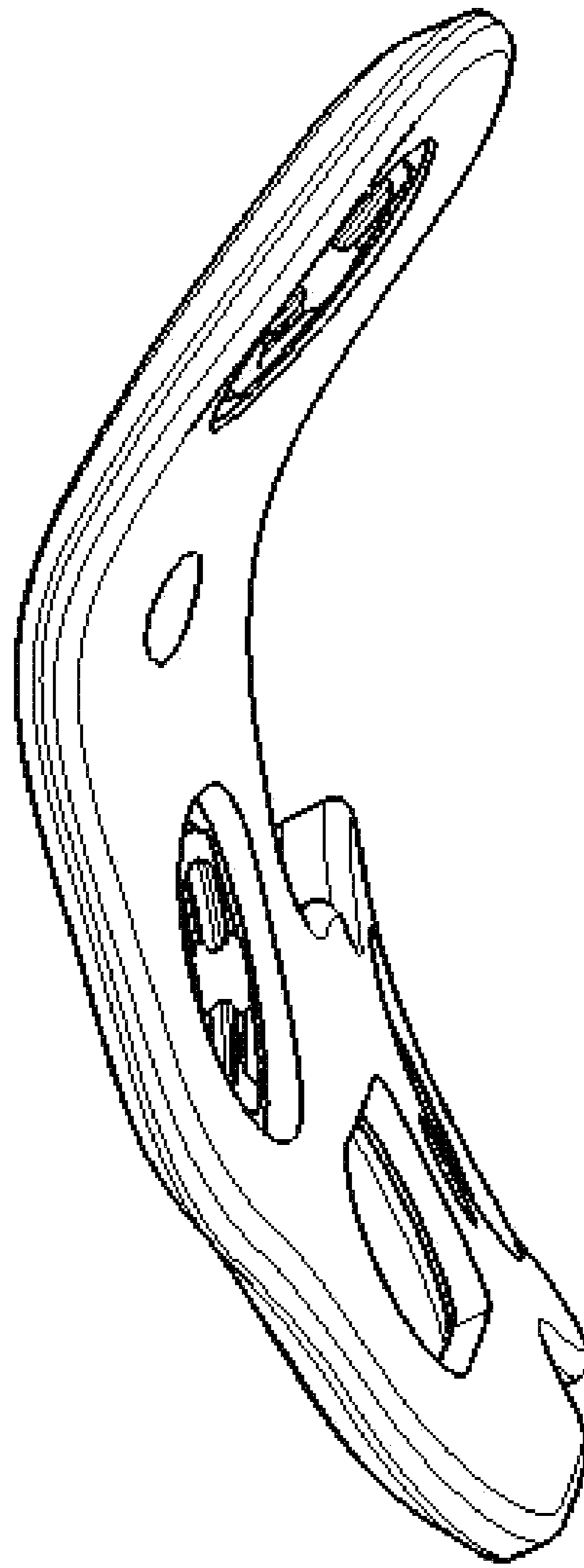


FIG. 5

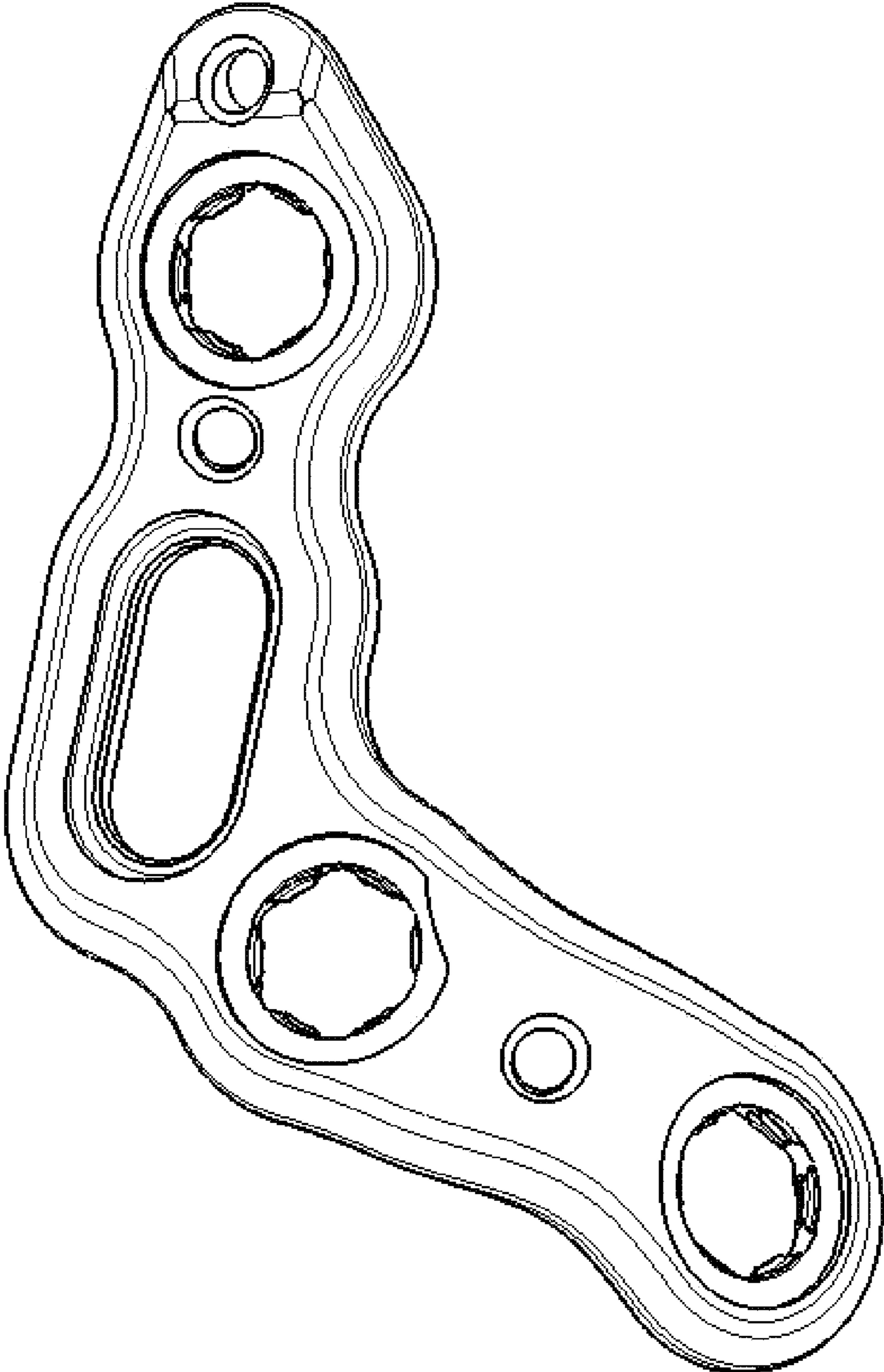


FIG. 6

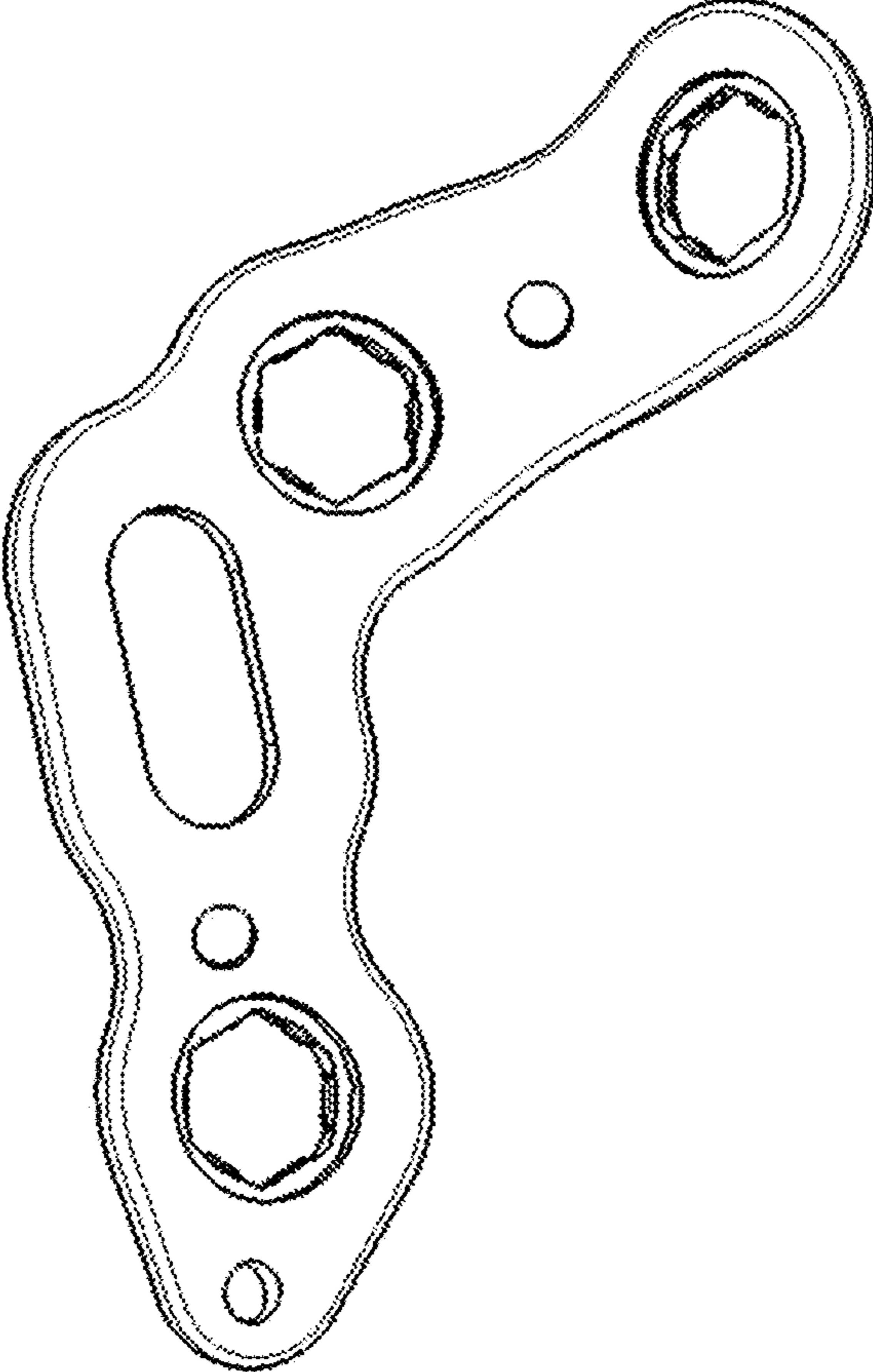


FIG. 7