



US00D977642S

(12) **United States Design Patent** (10) **Patent No.:** **US D977,642 S**
Armstrong et al. (45) **Date of Patent:** **** Feb. 7, 2023**

(54) **PULMONARY VALVE CONDUIT**

(71) Applicant: **W. L. Gore & Associates, Inc.**,
Newark, DE (US)
(72) Inventors: **Joseph R. Armstrong**, Flagstaff, AZ
(US); **Kyle W. Colavito**, Flagstaff, AZ
(US); **Steven Cureton**, Flagstaff, AZ
(US); **Marc A. Schlaud**, Flagstaff, AZ
(US)
(73) Assignee: **W. L. Gore & Associates, Inc.**,
Newark, DE (US)

(**) Term: **15 Years**

(21) Appl. No.: **29/668,194**

(22) Filed: **Oct. 29, 2018**

(51) **LOC (14) Cl.** **24-03**

(52) **U.S. Cl.**
USPC **D24/155**

(58) **Field of Classification Search**
USPC D24/155
CPC A61F 2/24
See application file for complete search history.

(56) **References Cited**

U.S. PATENT DOCUMENTS

4,759,759	A	7/1988	Walker et al.
5,037,434	A	8/1991	Lane
5,163,955	A	11/1992	Love et al.
5,708,044	A	1/1998	Branca
5,713,953	A	2/1998	Vallana et al.
5,861,028	A	1/1999	Angell
5,928,281	A	7/1999	Huynh et al.
5,935,163	A	8/1999	Gabbay

(Continued)

FOREIGN PATENT DOCUMENTS

GB	2513194	A	10/2014
JP	2000-513248	A	10/2000

(Continued)

OTHER PUBLICATIONS

Ando et al., Ten-year experience with handmade trileaflet polytetrafluoroethylene valved conduit used for pulmonary reconstruction. *The Journal of Thoracic and Cardiovascular Surgery*, Jan. 2009, vol. 137, No. 1, pp. 124-131.

(Continued)

Primary Examiner — Charles D Hanson

(57) **CLAIM**

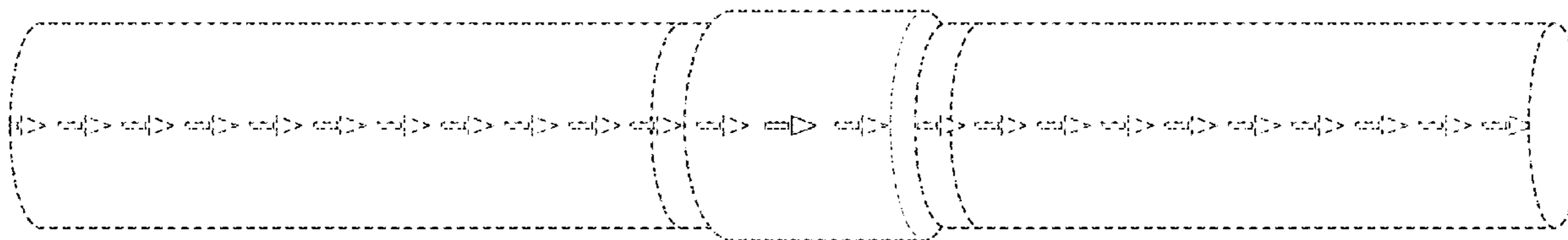
The ornamental design for a pulmonary valve conduit, as shown and described.

DESCRIPTION

FIG. 1 is a first, side perspective view of a first portion of a pulmonary valve conduit;
FIG. 2 is a first side view thereof;
FIG. 3 is a second side view thereof;
FIG. 4 is a third side view thereof; and,
FIG. 5 is a first side view of another alternate pulmonary valve conduit.

Broken lines are also for illustrative purposes only and form no part of the claimed design. The Inventors and the Applicant reserve the right to cancel any figure, combination of figures. The claimed indicators shown are not limiting by way of position on the pulmonary valve conduit and it is understood that any one of the shown indicators may be claimed. Further, the claimed indicators may include discontinues perimeters and include differing thickness than those illustrated and/or claimed. In addition, the indicators shown on the figures may be along any position of the pulmonary valve conduit. Further, the Inventors and the Applicant reserve the right to illustrate and claim any one or more of the various features of the pulmonary valve conduit illustrated and shown in the figures.

1 Claim, 4 Drawing Sheets



(56)

References Cited

U.S. PATENT DOCUMENTS

6,074,419 A 6/2000 Healy et al.
 6,086,612 A 7/2000 Jansen
 6,171,335 B1 1/2001 Wheatley et al.
 6,174,331 B1 1/2001 Moe et al.
 6,197,143 B1 3/2001 Bodnar
 6,254,636 B1 7/2001 Peredo
 6,283,995 B1 9/2001 Moe et al.
 6,287,338 B1 9/2001 Sarnowski et al.
 6,364,905 B1 4/2002 Simpson et al.
 6,432,542 B1 8/2002 Tsai
 6,541,589 B1 4/2003 Baillie
 6,562,069 B2 5/2003 Cai et al.
 6,613,086 B1 9/2003 Moe et al.
 6,613,087 B1 9/2003 Healy
 6,696,526 B1 2/2004 Kaulbach et al.
 6,994,666 B2 2/2006 Shannon et al.
 7,018,404 B2 3/2006 Holmberg et al.
 7,261,732 B2 8/2007 Justino
 7,306,729 B2 12/2007 Bacino et al.
 7,320,705 B2 1/2008 Quintessenza
 7,331,993 B2 2/2008 White
 7,361,189 B2 4/2008 Case et al.
 7,462,675 B2 12/2008 Chang et al.
 7,531,611 B2 5/2009 Sabol et al.
 7,604,663 B1 10/2009 Reimink et al.
 7,833,565 B2 11/2010 O'Connor et al.
 7,862,610 B2 1/2011 Quintessenza
 8,216,631 B2 7/2012 O'Connor et al.
 8,219,229 B2 7/2012 Cao et al.
 8,246,676 B2 8/2012 Acosta et al.
 8,267,994 B2 9/2012 Jin
 8,303,647 B2 11/2012 Case
 8,556,960 B2 10/2013 Agnew et al.
 8,637,144 B2 1/2014 Ford
 8,834,911 B2 9/2014 Glezer et al.
 8,961,593 B2 2/2015 Bonhoeffer et al.
 8,961,599 B2 2/2015 Bruchman et al.
 9,139,669 B2 9/2015 Xu et al.
 9,155,610 B2 10/2015 Soletti et al.
 9,155,618 B2 10/2015 Kalmann et al.
 9,259,313 B2 2/2016 Wheatley
 9,301,835 B2 4/2016 Campbell et al.
 9,301,837 B2 4/2016 Beith
 9,364,322 B2 6/2016 Conklin et al.
 9,539,089 B2 1/2017 Beith
 9,636,219 B2 5/2017 Keidar et al.
 9,655,720 B2 5/2017 Bluestein et al.
 9,675,453 B2 6/2017 Guttenberg et al.
 9,833,314 B2 12/2017 Corbett
 9,987,120 B2 6/2018 Soletti et al.
 9,999,500 B2 6/2018 Greenslet et al.
 10,052,200 B2 8/2018 Chung et al.
 10,195,023 B2 2/2019 Wrobel
 10,299,915 B2 5/2019 Edelman et al.
 10,413,402 B2 9/2019 Squara
 10,413,403 B2 9/2019 Boden et al.
 10,426,609 B2 10/2019 Edelman et al.
 10,433,955 B2 10/2019 Edelman et al.
 10,512,537 B2 12/2019 Corbett et al.
 10,588,746 B2 3/2020 Bernstein et al.
 10,603,164 B2 3/2020 Girard et al.
 11,039,919 B2 6/2021 Colavito et al.
 11,090,460 B2* 8/2021 Jaroch A61L 29/085
 2002/0198594 A1 12/2002 Schreck
 2003/0027332 A1 2/2003 Lafrance et al.
 2003/0109923 A1 6/2003 Chinn et al.
 2004/0215333 A1 10/2004 Duran et al.
 2005/0228487 A1 10/2005 Kujawski
 2005/0234546 A1 10/2005 Nugent et al.
 2005/0261759 A1 11/2005 Lambrecht et al.
 2006/0109923 A1 5/2006 Cai et al.
 2008/0071361 A1 3/2008 Tuval et al.
 2008/0082161 A1 4/2008 Woo
 2008/0091261 A1 4/2008 Long et al.
 2008/0133005 A1 6/2008 Andrieu et al.

2008/0200977 A1 8/2008 Paul et al.
 2008/0312737 A1 12/2008 Jin
 2009/0157175 A1 6/2009 Benichou
 2009/0240320 A1 9/2009 Tuval et al.
 2009/0299469 A1 12/2009 Kollar
 2010/0082094 A1 4/2010 Quadri et al.
 2010/0114307 A1 5/2010 Agnew et al.
 2010/0161040 A1 6/2010 Braido et al.
 2010/0168839 A1 7/2010 Braido et al.
 2010/0185277 A1 7/2010 Braido et al.
 2011/0112620 A1 5/2011 Du
 2011/0257738 A1 10/2011 Corbett et al.
 2011/0270388 A9 11/2011 Stevens
 2011/0276128 A1 11/2011 Cao et al.
 2011/0282440 A1 11/2011 Cao et al.
 2012/0253453 A1 10/2012 Bruchman et al.
 2012/0323315 A1 12/2012 Bruchman et al.
 2013/0046379 A1 2/2013 Paolitto et al.
 2013/0172991 A1* 7/2013 Rolando A61F 2/2436
 623/2.11
 2013/0325111 A1 12/2013 Campbell et al.
 2014/0012371 A1 1/2014 Li
 2014/0031927 A1 1/2014 Bruchman et al.
 2014/0128960 A1 5/2014 Greenslet et al.
 2014/0148897 A1* 5/2014 Matheny A61L 27/507
 623/1.36
 2014/0214158 A1 7/2014 Board et al.
 2015/0119980 A1 4/2015 Beith et al.
 2015/0224231 A1 8/2015 Bruchman et al.
 2016/0015516 A1 1/2016 Bernstein et al.
 2016/0067032 A1 3/2016 Soletti et al.
 2016/0100939 A1 4/2016 Armstrong et al.
 2016/0153591 A1 6/2016 Fonfara et al.
 2016/0245432 A1 8/2016 Fonfara et al.
 2016/0296322 A1 10/2016 Edelman et al.
 2016/0331528 A1 11/2016 Parker et al.
 2017/0000610 A1 1/2017 Eppihimer et al.
 2017/0014227 A1 1/2017 Boden et al.
 2017/0071729 A1 3/2017 Wrobel
 2017/0079779 A1 3/2017 Tabor
 2017/0079782 A1 3/2017 Beith
 2017/0156854 A1 6/2017 Hammer
 2017/0189175 A1 7/2017 Justino et al.
 2017/0245989 A1 8/2017 Bluestein et al.
 2017/0252156 A1 9/2017 Bernstein et al.
 2018/0049872 A1 2/2018 Bennett
 2018/0133002 A1 5/2018 Yi et al.
 2018/0177592 A1 6/2018 Benichou et al.
 2018/0263775 A1 9/2018 Shah
 2018/0344457 A1 12/2018 Gross et al.
 2019/0015191 A1 1/2019 Berdajs
 2019/0046317 A1* 2/2019 Murad A61F 2/2412
 2019/0091014 A1 3/2019 Arcaro et al.
 2019/0091015 A1 3/2019 Dienno et al.
 2019/0125529 A1 5/2019 Colavito et al.
 2019/0125530 A1 5/2019 Arcaro et al.
 2019/0125531 A1 5/2019 Bennett et al.
 2019/0282360 A1 9/2019 Colavito et al.
 2019/0343617 A1 11/2019 Sobrino-Serrano et al.
 2019/0365531 A1 12/2019 Beith
 2020/0113681 A1 4/2020 Armstrong et al.
 2020/0121454 A1 4/2020 Spence
 2020/0352705 A1* 11/2020 Heneghan A61F 2/2466

FOREIGN PATENT DOCUMENTS

JP 2005-500101 A 1/2005
 JP 2007-521125 8/2007
 JP 2010-540079 A 12/2010
 JP 2012-504031 A 2/2012
 JP 2014-517720 A 7/2014
 JP 2015-039515 A 3/2015
 WO 2001/066037 A2 9/2001
 WO 2003/007795 A2 1/2003
 WO 2005/076973 A2 8/2005
 WO 2008/133852 A1 11/2008
 WO 2009/042196 A2 4/2009
 WO 2010/037141 A1 4/2010
 WO 2011/147849 A1 12/2011

(56)

References Cited

FOREIGN PATENT DOCUMENTS

WO	2012/018779	A2	2/2012
WO	2012/135603	A2	10/2012
WO	2013/096854	A3	8/2013
WO	2014/145811	A1	9/2014
WO	2018/150392	A1	8/2018
WO	2018/187714	A1	10/2018
WO	2019/154927	A1	8/2019

OTHER PUBLICATIONS

International Preliminary Report on Patentability received for PCT Patent Application No. PCT/US2015/055348, dated Apr. 27, 2017, 18 pages.

International Search Report and Written Opinion received for PCT Patent Application No. PCT/US2015/055348, dated Apr. 11, 2016, 23 pages.

International Search Report and Written Opinion received for PCT Patent Application No. PCT/US2018/050771, dated Feb. 25, 2019, 16 pages.

Miyazaki, et al., Expanded polytetrafluoroethylene conduits and patches with bulging sinuses and fan-shaped valves in right ventricular outflow tract reconstruction: Multicenter study in Japan. *The Journal of Thoracic and Cardiovascular Surgery*, Nov. 2011, vol. 142, No. 5, pp. 1122-1129.

Miyazaki, et al., Expanded polytetrafluoroethylene valved conduit and patch with bulging sinuses in right ventricular outflow tract reconstruction. *The Journal of Thoracic and Cardiovascular Surgery*, Aug. 2007, vol. 134, No. 2, pp. 327-332.

Ootaki et al., Medium-term outcomes after implantation of expanded polytetrafluoroethylene valved conduit. *The Annals of Thoracic Surgery*, 2018; 105 (3), pp. 843-850.

Shinkawa et al., Valved polytetrafluoroethylene conduits for right ventricular outflow tract reconstruction. *The Annals of Thoracic Surgery*. Jul. 2015; 100(1), pp. 129-137.

Understanding Your Heart Valve. Medtronic USA, Inc., 2006. Pamphlet.

Yamagishi et al. Outflow reconstruction of tetralogy of fallot using a Gore-Tex valve. *The Annals of Thoracic Surgery*, Dec. 1993; 56(6), pp. 1414-1417.

* cited by examiner

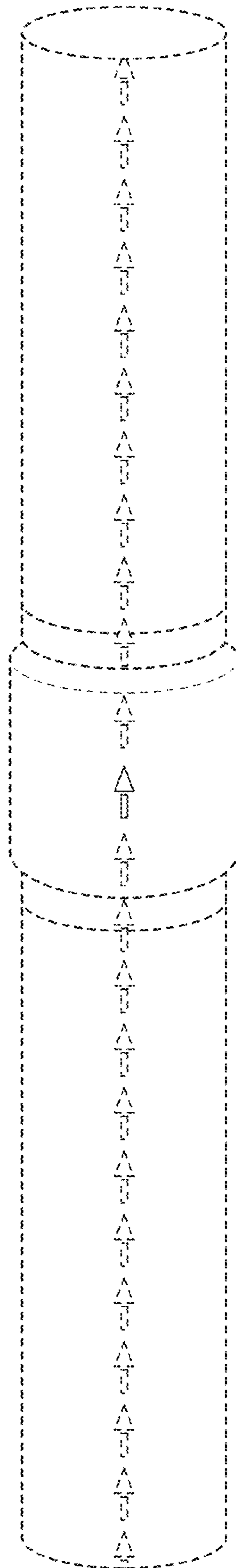


FIG. 1

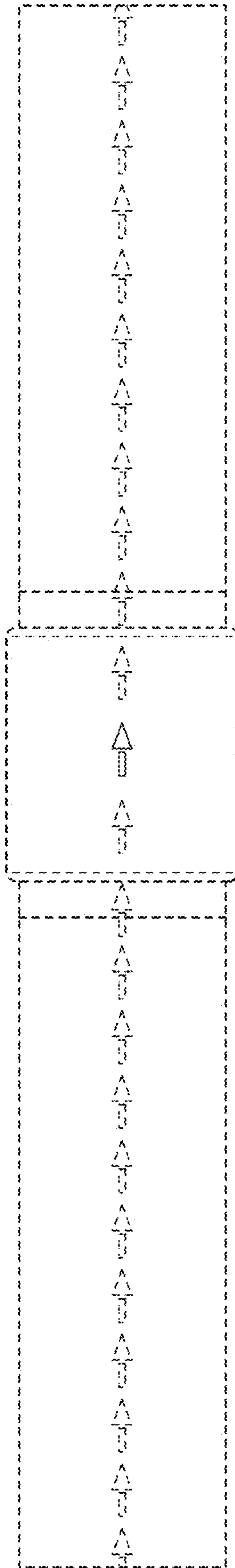


FIG. 2

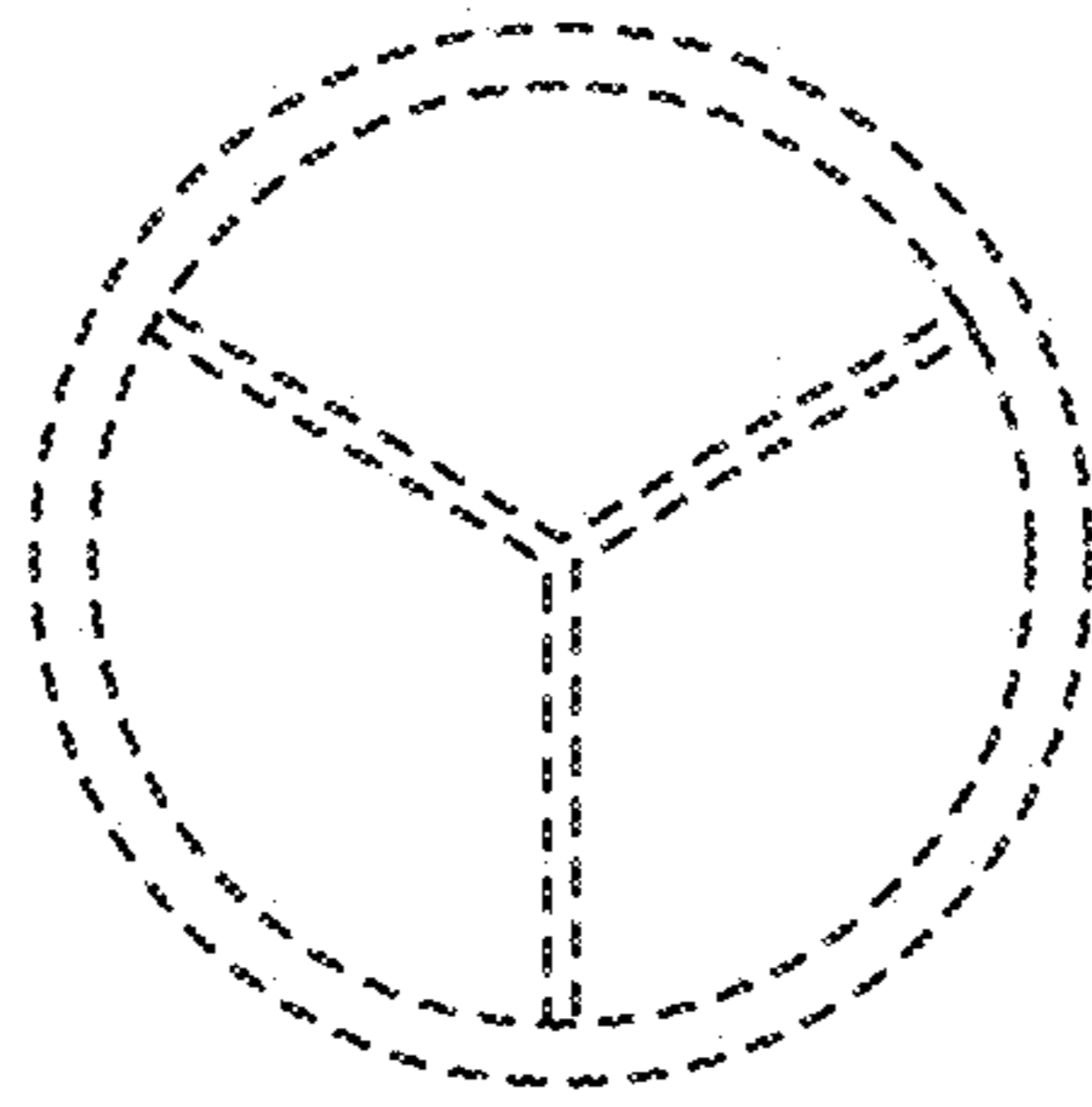


FIG. 3

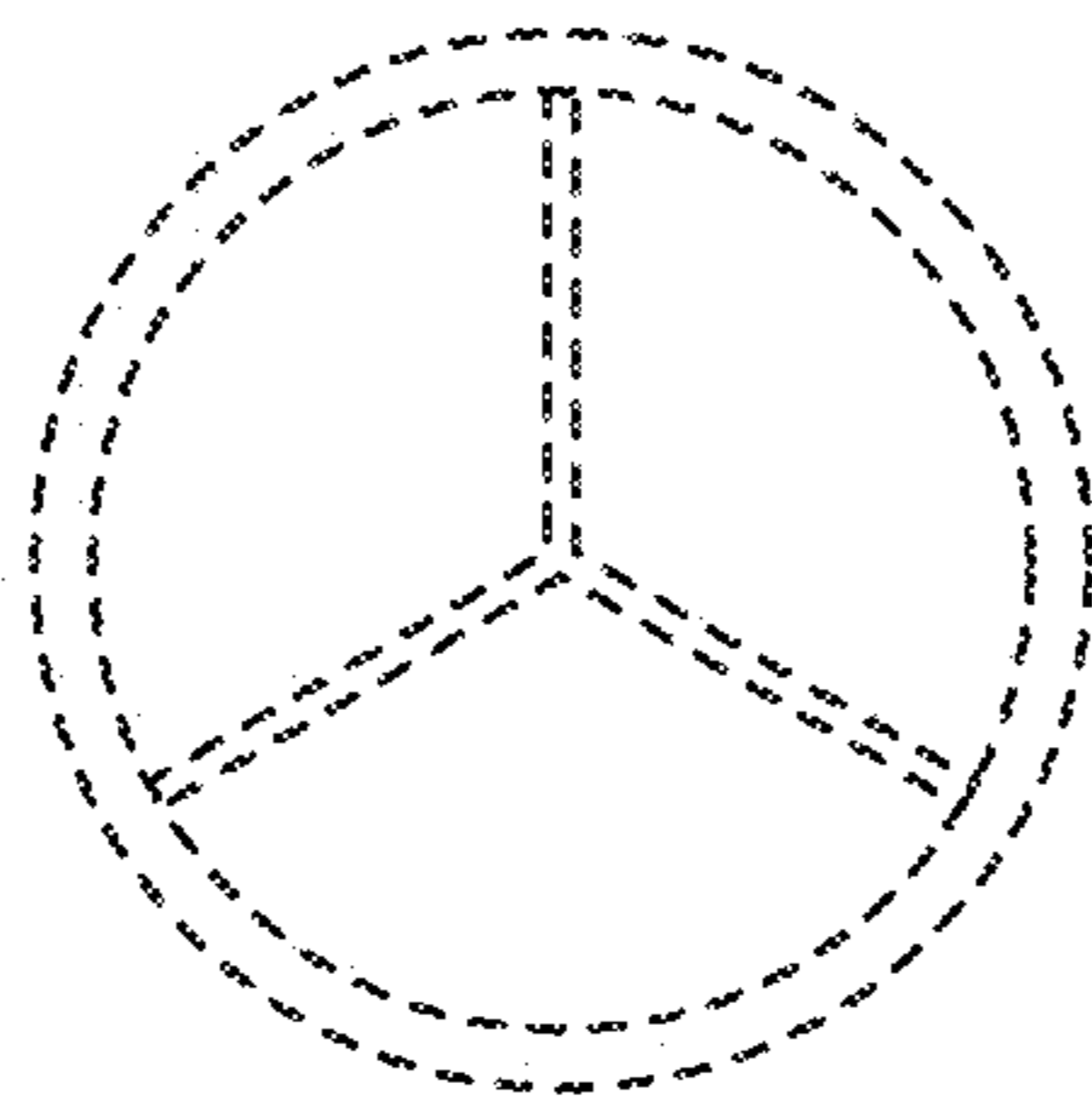


FIG. 4

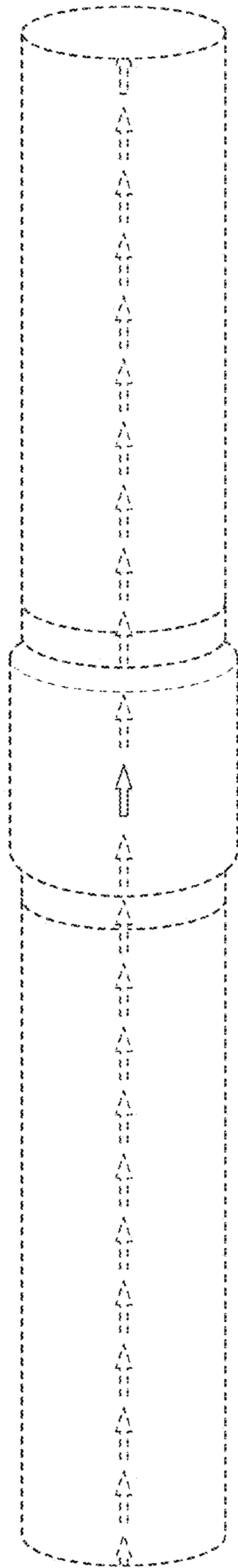


FIG. 5