



US00D977623S

(12) **United States Design Patent**  
**Micheaud**

(10) **Patent No.:** **US D977,623 S**

(45) **Date of Patent:** **\*\* Feb. 7, 2023**

- (54) **PHARMACEUTICAL CAPSULE**
- (71) Applicant: **PAEDIATIS**, La Rochelle (FR)
- (72) Inventor: **Nicolas Micheaud**, La Rochelle (FR)
- (73) Assignee: **PAEDIATIS**, La Rochelle (FR)
- (\*\*) Term: **15 Years**
- (21) Appl. No.: **29/782,156**
- (22) Filed: **May 4, 2021**

(30) **Foreign Application Priority Data**

Nov. 5, 2020 (EM) ..... 008252019

(51) **LOC (14) Cl.** ..... **24-01**

(52) **U.S. Cl.**  
USPC ..... **D24/104**

(58) **Field of Classification Search**  
USPC ..... D24/100-104  
CPC ..... A61K 9/20; A61K 9/209; A61K 9/2077;  
A61K 9/5078; A61K 9/4891; A61K  
9/167; A61K 9/2072; A61K 9/2081;  
A61K 9/2086

See application file for complete search history.

(56) **References Cited**

**U.S. PATENT DOCUMENTS**

- D280,557 S \* 9/1985 Becker ..... D24/102
- D314,441 S \* 2/1991 Greither ..... D24/104

- D345,601 S \* 3/1994 Schurig ..... D24/104
- D364,454 S \* 11/1995 Schurig ..... D24/104
- D372,085 S \* 7/1996 Williams ..... D24/104
- D372,972 S \* 8/1996 Schurig ..... D24/104
- D372,973 S \* 8/1996 Williams ..... D24/104
- D373,189 S \* 8/1996 Schurig ..... D24/104
- D377,684 S \* 1/1997 Schurig ..... D24/104
- D443,505 S \* 6/2001 Finocchiaro ..... D24/115
- D447,555 S \* 9/2001 Richardson ..... D24/104
- D721,285 S \* 1/2015 Saguchi ..... D24/100
- D721,286 S \* 1/2015 Saguchi ..... D24/100
- D801,518 S \* 10/2017 Amadio ..... D24/104
- D914,867 S \* 3/2021 Rey ..... D24/100

\* cited by examiner

*Primary Examiner* — Charles D Hanson

(74) *Attorney, Agent, or Firm* — TraskBritt

(57) **CLAIM**

I claim the ornamental design for a pharmaceutical capsule, as shown and described.

**DESCRIPTION**

FIG. 1 is a front plan view of the pharmaceutical capsule showing the design, the opposite rear plan view being a mirror image of FIG. 1;

FIG. 2 is a right side plan view thereof, the opposite left side plan view being a mirror image of FIG. 2;

FIG. 3 is a first perspective view thereof;


FIG. 4 is a second perspective view thereof;

FIG. 5 is a third perspective view thereof;

FIG. 6 is a fourth perspective view thereof; and,

FIG. 7 is a fifth perspective view thereof.

**1 Claim, 7 Drawing Sheets**







**FIG. 1**





**FIG. 2**






FIG. 3





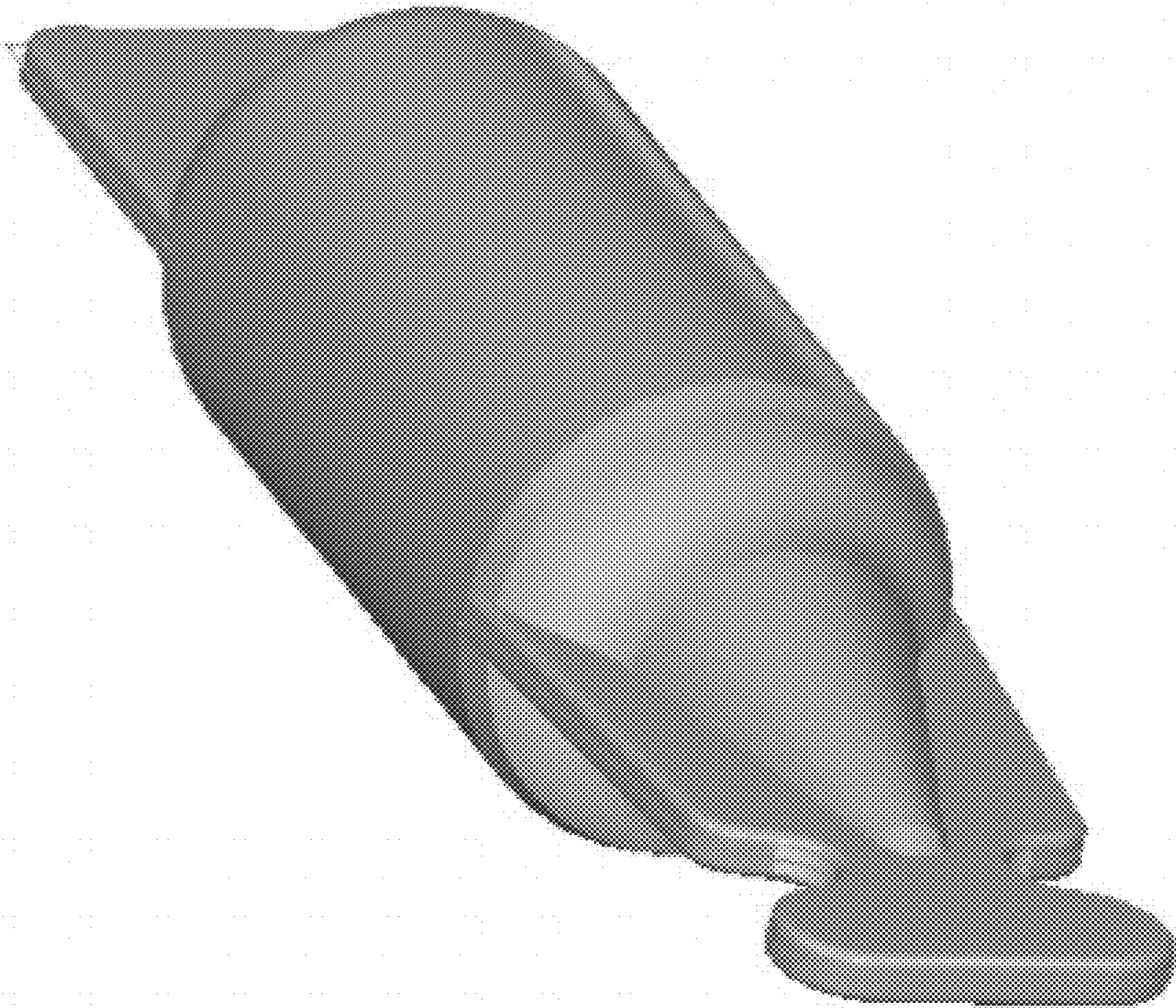


FIG. 4




**FIG. 5**





**FIG. 6**





**FIG. 7**