



US00D977611S

(12) **United States Design Patent** (10) **Patent No.:** **US D977,611 S**  
**Chen** (45) **Date of Patent:** **\*\* Feb. 7, 2023**

(54) **PET FOUNTAIN FILTER**  
(71) Applicant: **Yun Chen**, Fujian (CN)  
(72) Inventor: **Yun Chen**, Fujian (CN)  
(\*\*) Term: **15 Years**  
(21) Appl. No.: **29/838,708**  
(22) Filed: **May 15, 2022**  
(51) **LOC (14) Cl.** ..... **23-01**  
(52) **U.S. Cl.**  
USPC ..... **D23/209**  
(58) **Field of Classification Search**  
USPC ..... D23/207-210, 355, 356, 358, 359, 360,  
D23/364, 365, 366, 367  
CPC ..... B01D 61/00; B01D 63/00; C02F 2307/02;  
C02F 1/002; C02F 1/003; C02F 1/005;  
C02F 2307/04; C02F 2307/06; C02F  
2307/10  
See application file for complete search history.

(56) **References Cited**  
U.S. PATENT DOCUMENTS  
2,149,140 A \* 2/1939 Gonzalez-Rincones .....  
A47G 9/10  
5/636  
D221,958 S \* 9/1971 Finebaum ..... D8/403  
4,793,068 A \* 12/1988 Golkar ..... G01B 3/30  
33/526

D463,179 S \* 9/2002 Brooke ..... A61G 7/0507  
D6/716.1  
D493,324 S \* 7/2004 Rodgers ..... D6/601  
D553,228 S \* 10/2007 Virr ..... D23/358  
D656,160 S \* 3/2012 Strommen ..... D15/5  
D657,843 S \* 4/2012 Lipscomb ..... D23/209  
D685,897 S \* 7/2013 Drew ..... D23/365  
D706,618 S \* 6/2014 Brengause ..... D8/400  
D709,654 S \* 7/2014 Lipscomb et al.  
D912,763 S \* 3/2021 Huang ..... D23/209  
D931,816 S \* 9/2021 Cohen ..... D13/138.2  
D949,286 S \* 4/2022 Tu ..... D23/209

\* cited by examiner

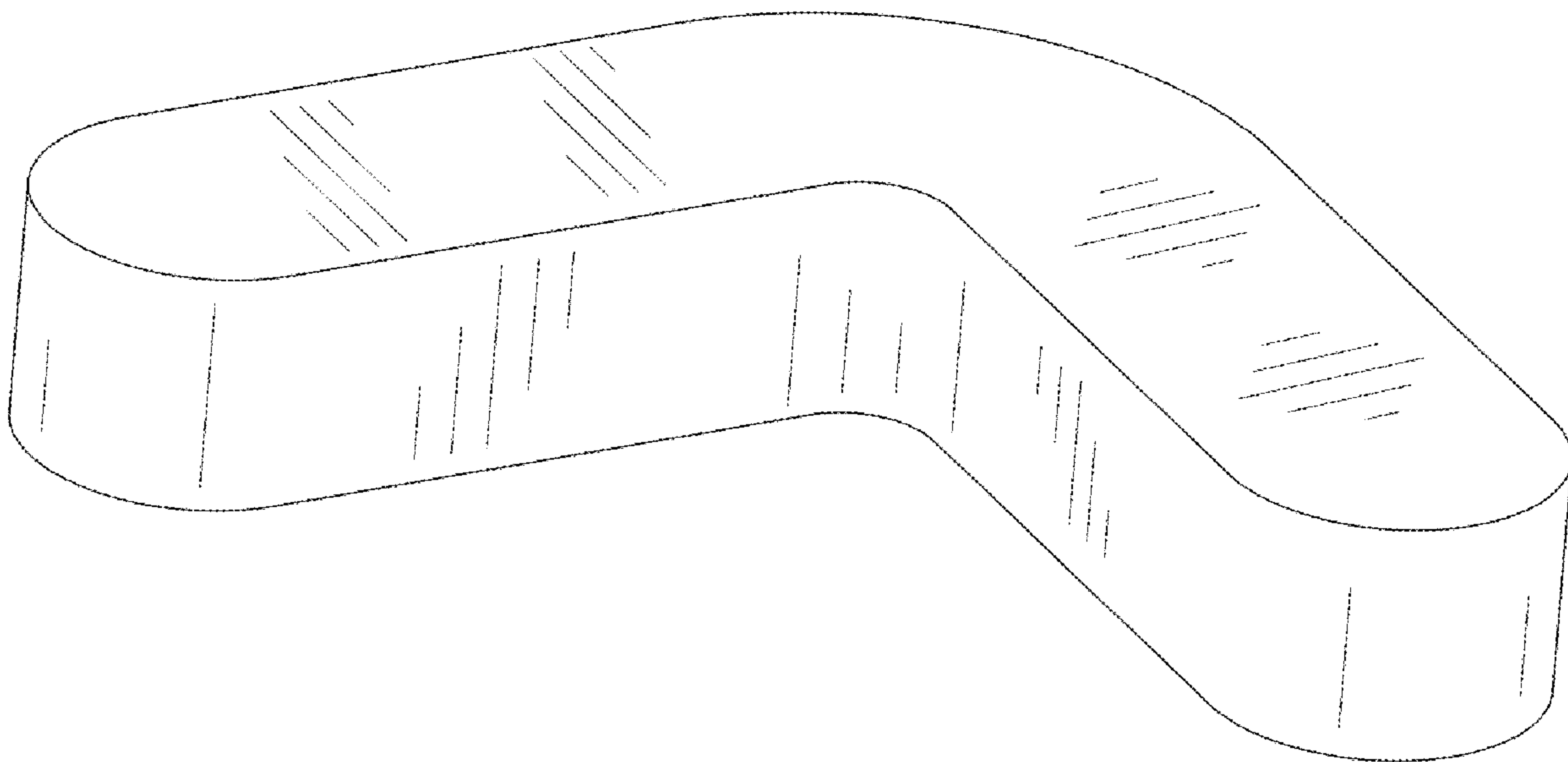
*Primary Examiner* — John A Voytek  
(74) *Attorney, Agent, or Firm* — Che-Yang Chen; Law  
Office of Michael Chen

(57) **CLAIM**  
The ornamental design for a pet fountain filter, as shown and  
described.

**DESCRIPTION**

FIG. 1 is a perspective view of the pet fountain filter  
showing my new design;  
FIG. 2 is a perspective view thereof from another angle;  
FIG. 3 is a front elevational view thereof;  
FIG. 4 is a rear elevational view thereof;  
FIG. 5 is a left side elevational view thereof;  
FIG. 6 is a right side elevational view thereof;  
FIG. 7 is a top plan view thereof; and,  
FIG. 8 is a bottom plan view thereof.

**1 Claim, 8 Drawing Sheets**



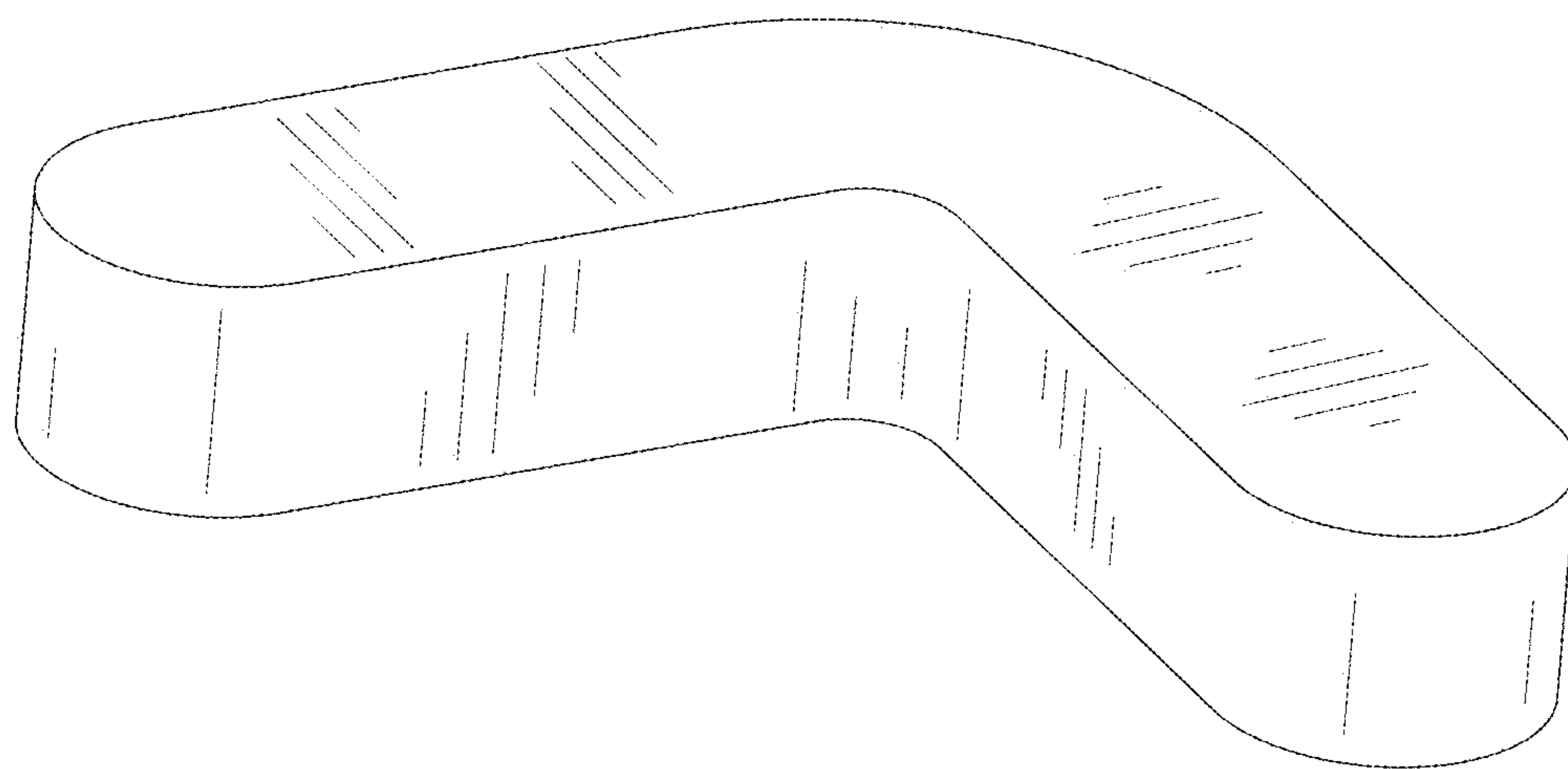


FIG. 1

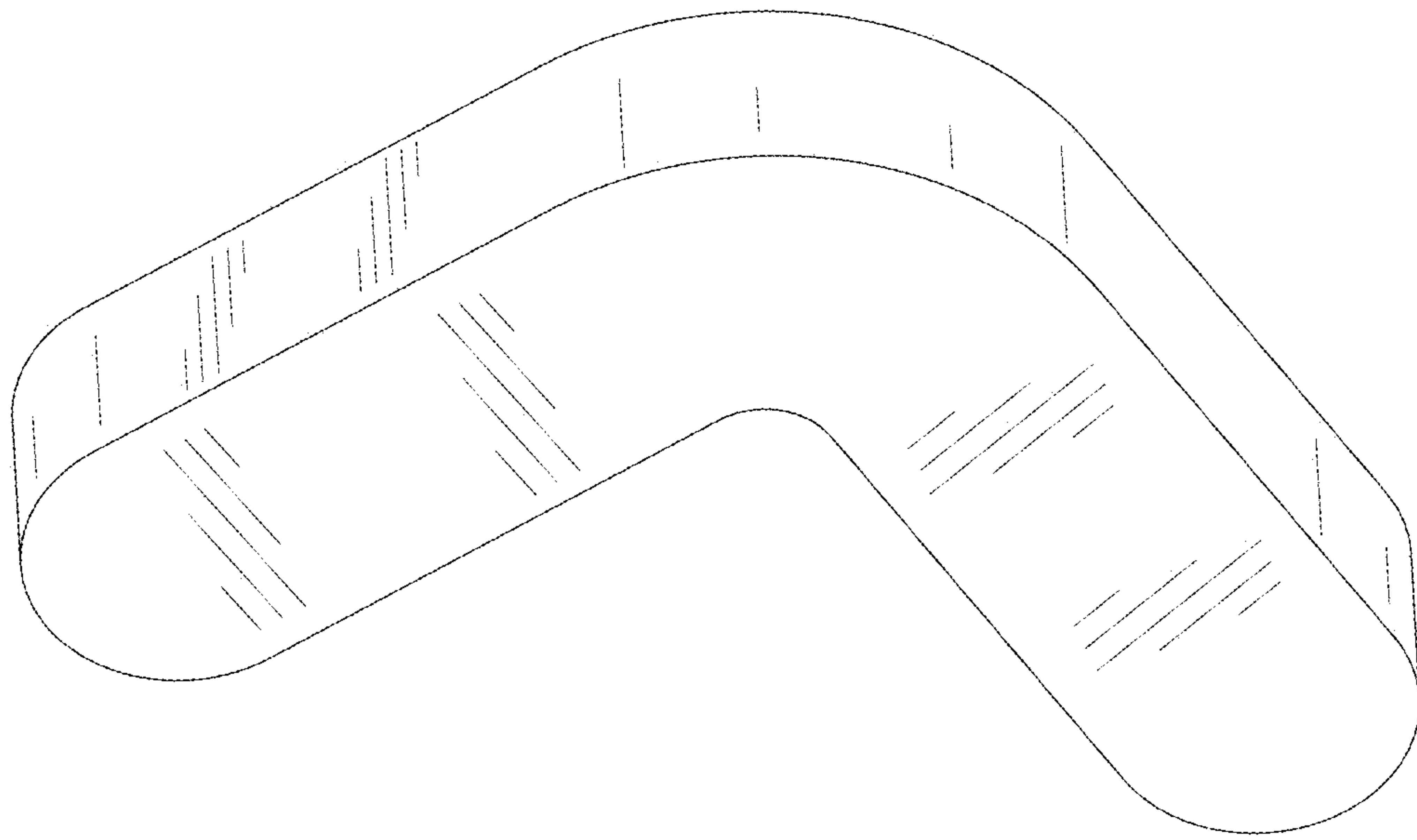


FIG. 2

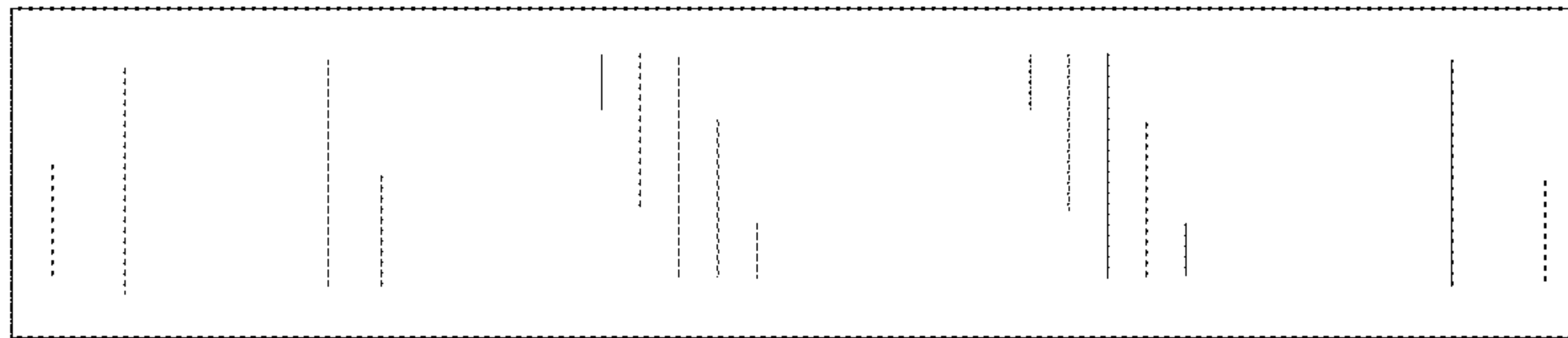


FIG. 3




FIG. 4




FIG. 5

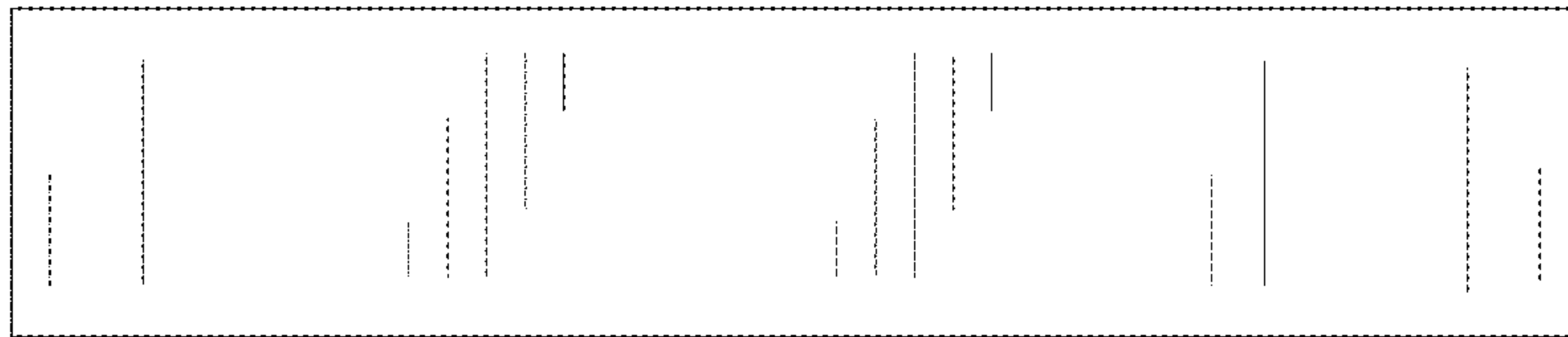


FIG. 6

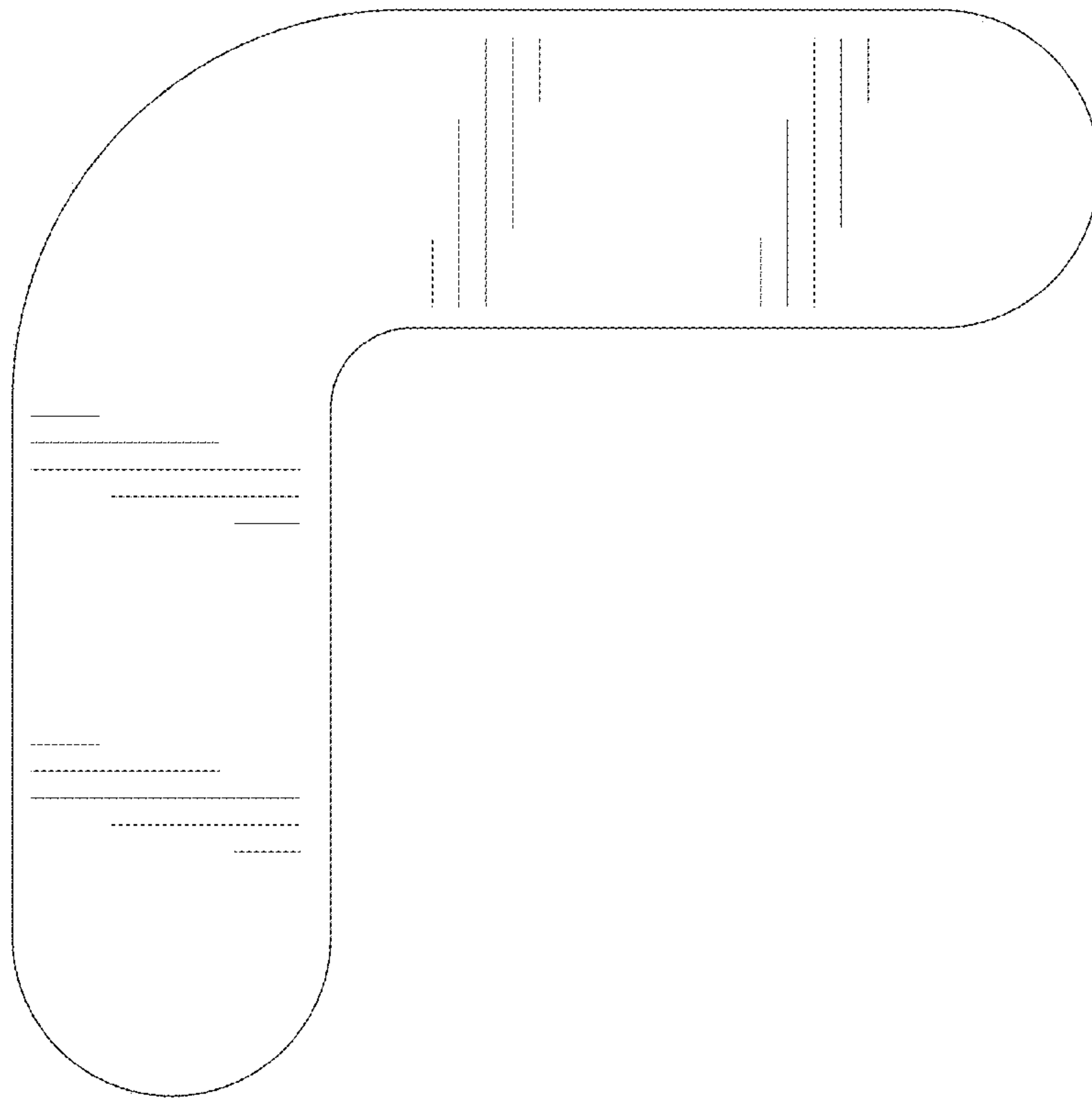


FIG. 7



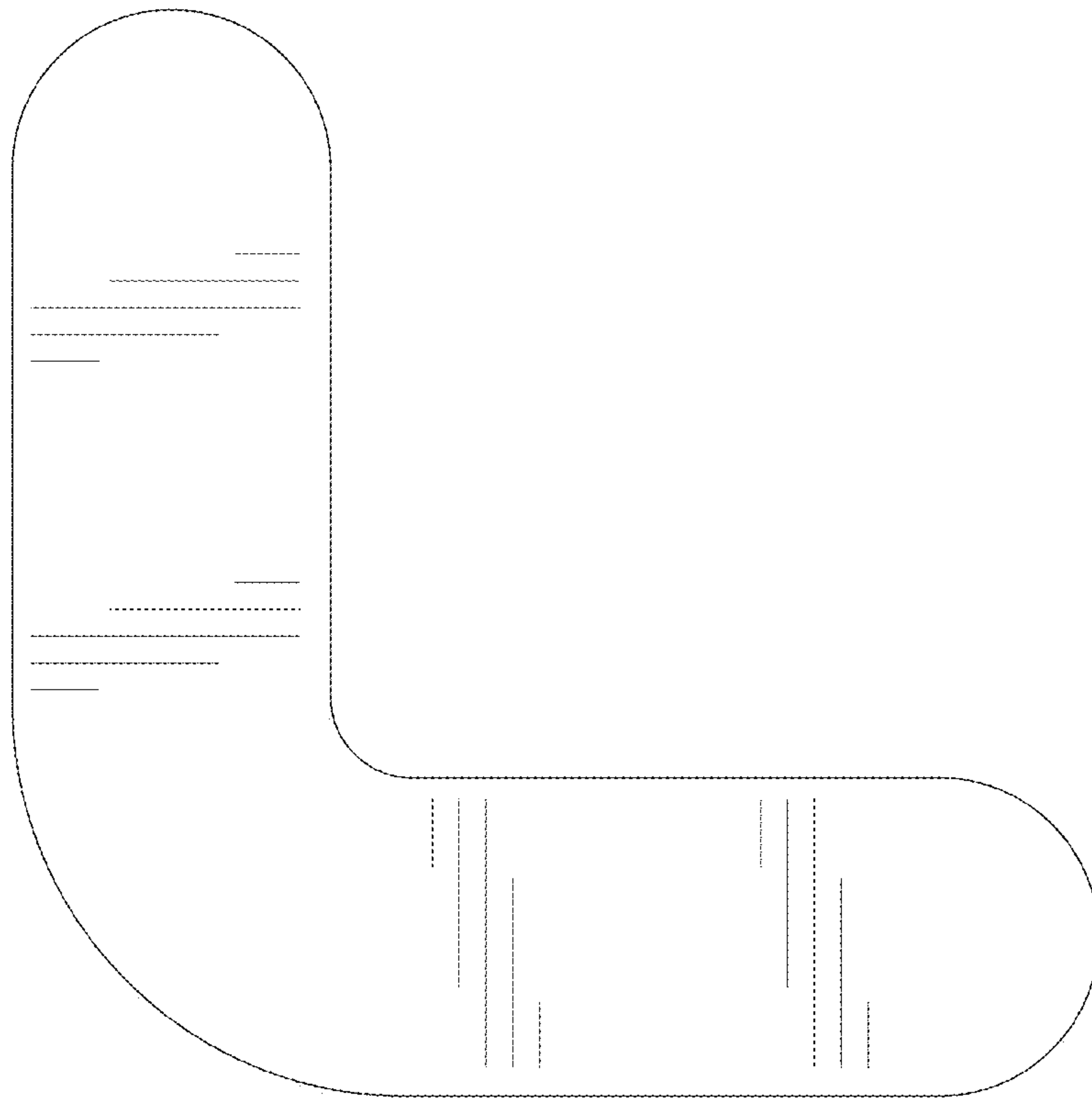


FIG. 8